

<p>Prøve</p>	<table style="width:100%; border-collapse: collapse;"> <tr><td style="text-align: right;">1:</td><td style="text-align: right;">9.8</td><td style="text-align: right;">↙</td></tr> <tr><td style="text-align: right;">2:</td><td style="text-align: right;">10.4</td><td style="text-align: right;">↗</td></tr> <tr><td style="text-align: right;">3:</td><td style="text-align: right;">*10.8</td><td style="text-align: right;">↑</td></tr> <tr><td style="text-align: right;">4:</td><td style="text-align: right;">*10.5</td><td style="text-align: right;">↘</td></tr> <tr><td style="text-align: right;">5:</td><td style="text-align: right;">10.3</td><td style="text-align: right;">↗</td></tr> </table> <table border="1" style="width:100%; border-collapse: collapse; margin-top: 10px;"> <tr> <td style="width:80%;">Serie</td> <td style="text-align: right;">49.0</td> </tr> <tr> <td>Total</td> <td style="text-align: right;">0.0</td> </tr> </table>	1:	9.8	↙	2:	10.4	↗	3:	*10.8	↑	4:	*10.5	↘	5:	10.3	↗	Serie	49.0	Total	0.0
1:	9.8	↙																		
2:	10.4	↗																		
3:	*10.8	↑																		
4:	*10.5	↘																		
5:	10.3	↗																		
Serie	49.0																			
Total	0.0																			

<p>20 Skud</p>	<table style="width:100%; border-collapse: collapse;"> <tr><td style="text-align: right;">1:</td><td style="text-align: right;">*10.8</td><td style="text-align: right;">↗</td></tr> <tr><td style="text-align: right;">2:</td><td style="text-align: right;">*10.7</td><td style="text-align: right;">→</td></tr> <tr><td style="text-align: right;">3:</td><td style="text-align: right;">*10.5</td><td style="text-align: right;">←</td></tr> <tr><td style="text-align: right;">4:</td><td style="text-align: right;">*10.6</td><td style="text-align: right;">↓</td></tr> <tr><td style="text-align: right;">5:</td><td style="text-align: right;">*10.6</td><td style="text-align: right;">↘</td></tr> <tr><td style="text-align: right;">6:</td><td style="text-align: right;">*10.7</td><td style="text-align: right;">↗</td></tr> <tr><td style="text-align: right;">7:</td><td style="text-align: right;">10.1</td><td style="text-align: right;">→</td></tr> <tr><td style="text-align: right;">8:</td><td style="text-align: right;">*10.9</td><td style="text-align: right;">↙</td></tr> <tr><td style="text-align: right;">9:</td><td style="text-align: right;">*10.6</td><td style="text-align: right;">↗</td></tr> <tr><td style="text-align: right;">10:</td><td style="text-align: right;">*10.6</td><td style="text-align: right;">↘</td></tr> </table> <table border="1" style="width:100%; border-collapse: collapse; margin-top: 10px;"> <tr> <td style="width:80%;">Serie</td> <td style="text-align: right;">100.0</td> </tr> <tr> <td>Total</td> <td style="text-align: right;">100.0</td> </tr> </table>	1:	*10.8	↗	2:	*10.7	→	3:	*10.5	←	4:	*10.6	↓	5:	*10.6	↘	6:	*10.7	↗	7:	10.1	→	8:	*10.9	↙	9:	*10.6	↗	10:	*10.6	↘	Serie	100.0	Total	100.0
1:	*10.8	↗																																	
2:	*10.7	→																																	
3:	*10.5	←																																	
4:	*10.6	↓																																	
5:	*10.6	↘																																	
6:	*10.7	↗																																	
7:	10.1	→																																	
8:	*10.9	↙																																	
9:	*10.6	↗																																	
10:	*10.6	↘																																	
Serie	100.0																																		
Total	100.0																																		

<p>20 Skud</p>	<table style="width:100%; border-collapse: collapse;"> <tr><td style="text-align: right;">11:</td><td style="text-align: right;">10.2</td><td style="text-align: right;">↘</td></tr> <tr><td style="text-align: right;">12:</td><td style="text-align: right;">*10.7</td><td style="text-align: right;">↗</td></tr> <tr><td style="text-align: right;">13:</td><td style="text-align: right;">*10.6</td><td style="text-align: right;">↗</td></tr> <tr><td style="text-align: right;">14:</td><td style="text-align: right;">*10.6</td><td style="text-align: right;">↘</td></tr> <tr><td style="text-align: right;">15:</td><td style="text-align: right;">*10.8</td><td style="text-align: right;">↙</td></tr> <tr><td style="text-align: right;">16:</td><td style="text-align: right;">10.2</td><td style="text-align: right;">↑</td></tr> <tr><td style="text-align: right;">17:</td><td style="text-align: right;">10.3</td><td style="text-align: right;">→</td></tr> <tr><td style="text-align: right;">18:</td><td style="text-align: right;">9.9</td><td style="text-align: right;">→</td></tr> <tr><td style="text-align: right;">19:</td><td style="text-align: right;">10.3</td><td style="text-align: right;">↘</td></tr> <tr><td style="text-align: right;">20:</td><td style="text-align: right;">*10.6</td><td style="text-align: right;">↗</td></tr> </table> <table border="1" style="width:100%; border-collapse: collapse; margin-top: 10px;"> <tr> <td style="width:80%;">Serie</td> <td style="text-align: right;">99.0</td> </tr> <tr> <td>Total</td> <td style="text-align: right;">199.0</td> </tr> </table>	11:	10.2	↘	12:	*10.7	↗	13:	*10.6	↗	14:	*10.6	↘	15:	*10.8	↙	16:	10.2	↑	17:	10.3	→	18:	9.9	→	19:	10.3	↘	20:	*10.6	↗	Serie	99.0	Total	199.0
11:	10.2	↘																																	
12:	*10.7	↗																																	
13:	*10.6	↗																																	
14:	*10.6	↘																																	
15:	*10.8	↙																																	
16:	10.2	↑																																	
17:	10.3	→																																	
18:	9.9	→																																	
19:	10.3	↘																																	
20:	*10.6	↗																																	
Serie	99.0																																		
Total	199.0																																		

Hold
7

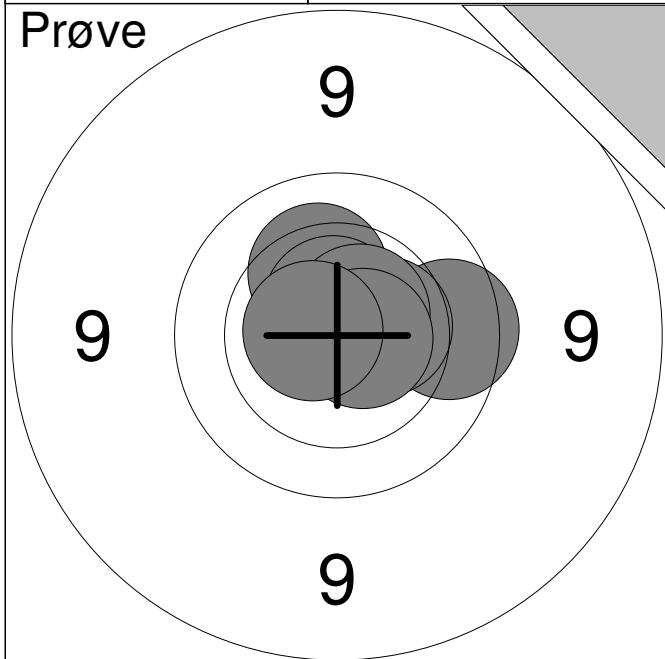
Skive
2

Asbjørn Risgård Nielsen

Vilsted Skf.

J1

Prøve

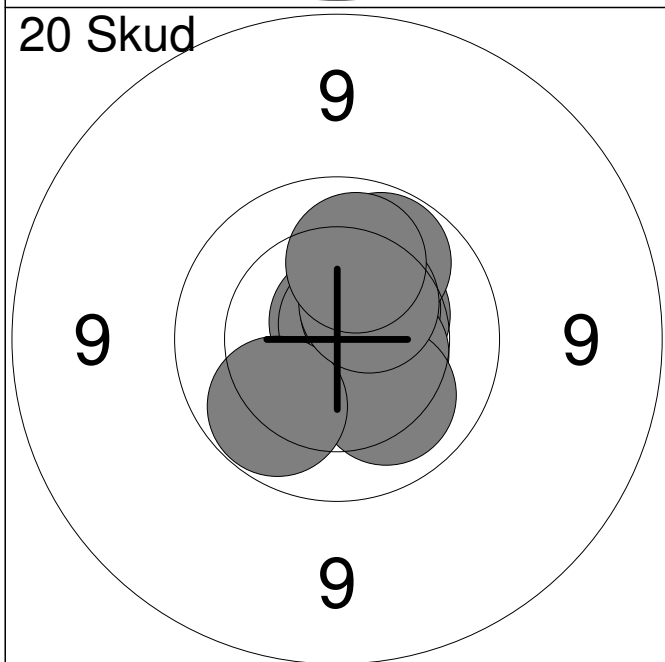


1:	9.8	→
2:	10.2	↑
3:	*10.6	↑
4:	10.4	→
5:	*10.6	↗
6:	*10.7	→
7:	*10.7	←

Serie 69.0

Total 0.0

20 Skud

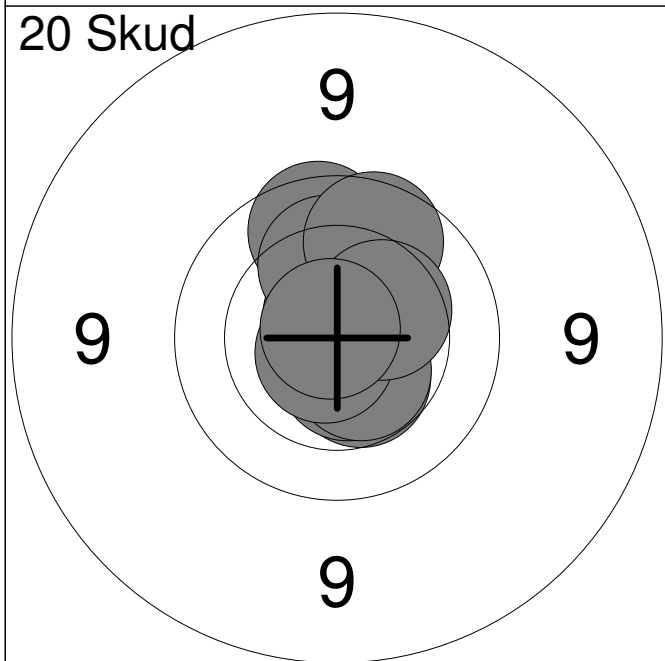


1:	10.4	↗
2:	*10.8	↑
3:	*10.7	↗
4:	10.5	↗
5:	10.5	→
6:	10.1	↘
7:	10.0	↙
8:	10.0	↗
9:	10.4	↗
10:	10.1	↑

Serie 100.0

Total 100.0

20 Skud



11:	9.9	↑
12:	*10.7	↑
13:	10.5	↘
14:	10.2	↑
15:	*10.6	↘
16:	9.9	↗
17:	*10.5	↘
18:	*10.7	↙
19:	10.4	↗
20:	*10.8	↗

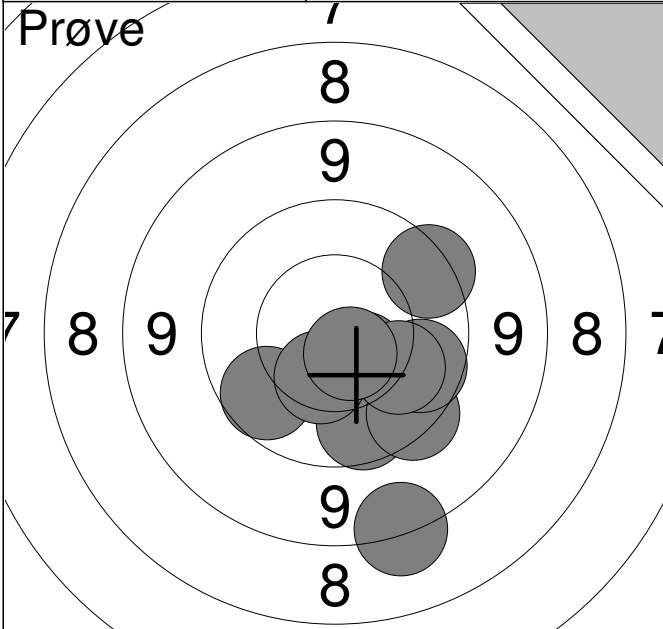
Serie 98.0

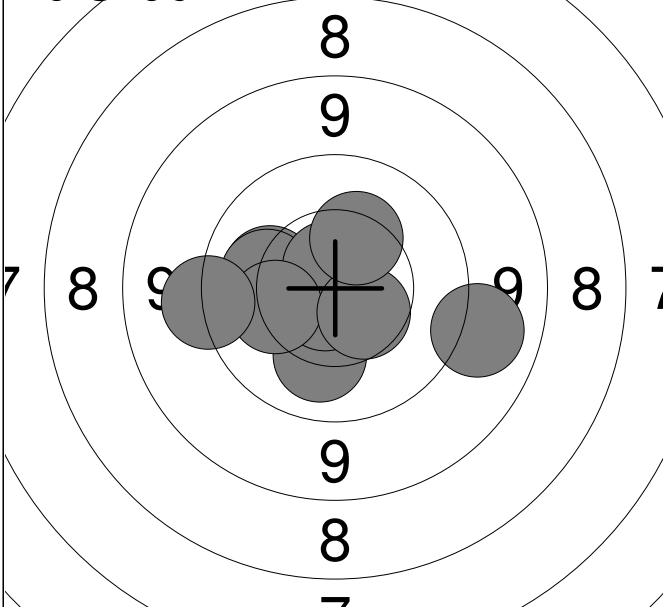
Total 198.0

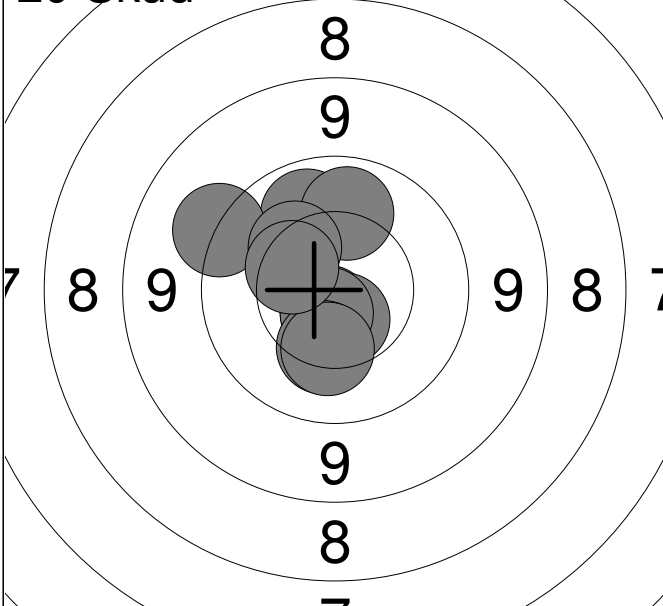
<p>Prøve</p>	<table style="width:100%; border-collapse: collapse;"> <tr><td style="width:10%;">1:</td><td style="width:15%;">9.9</td><td style="width:10%; text-align: right;">↘</td></tr> <tr><td>2:</td><td>*10.6</td><td style="text-align: right;">↘</td></tr> <tr><td>3:</td><td>*10.9</td><td style="text-align: right;">↙</td></tr> <tr><td>4:</td><td>10.0</td><td style="text-align: right;">↗</td></tr> <tr><td>5:</td><td>*10.7</td><td style="text-align: right;">↗</td></tr> </table> <table border="1" style="width:100%; border-collapse: collapse; margin-top: 5px;"> <tr> <td style="width:90%;">Serie</td> <td style="width:10%; text-align: right;">49.0</td> </tr> <tr> <td>Total</td> <td style="text-align: right;">0.0</td> </tr> </table>	1:	9.9	↘	2:	*10.6	↘	3:	*10.9	↙	4:	10.0	↗	5:	*10.7	↗	Serie	49.0	Total	0.0
1:	9.9	↘																		
2:	*10.6	↘																		
3:	*10.9	↙																		
4:	10.0	↗																		
5:	*10.7	↗																		
Serie	49.0																			
Total	0.0																			

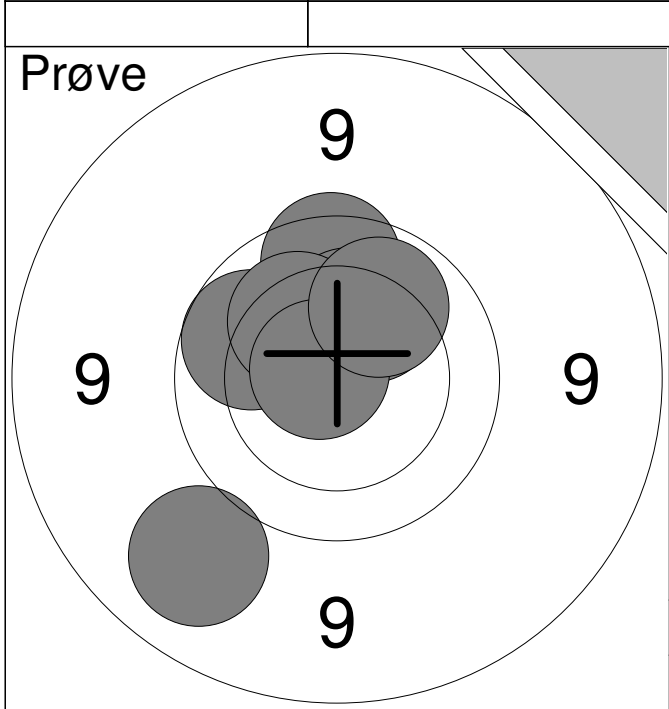
<p>20 Skud</p>	<table style="width:100%; border-collapse: collapse;"> <tr><td style="width:10%;">1:</td><td style="width:15%;">10.4</td><td style="width:10%; text-align: right;">↗</td></tr> <tr><td>2:</td><td>10.2</td><td style="text-align: right;">↗</td></tr> <tr><td>3:</td><td>10.4</td><td style="text-align: right;">↗</td></tr> <tr><td>4:</td><td>10.0</td><td style="text-align: right;">↗</td></tr> <tr><td>5:</td><td>*10.6</td><td style="text-align: right;">↘</td></tr> <tr><td>6:</td><td>10.1</td><td style="text-align: right;">↗</td></tr> <tr><td>7:</td><td>10.2</td><td style="text-align: right;">↗</td></tr> <tr><td>8:</td><td>10.2</td><td style="text-align: right;">↖</td></tr> <tr><td>9:</td><td>*10.8</td><td style="text-align: right;">↘</td></tr> <tr><td>10:</td><td>*10.7</td><td style="text-align: right;">↖</td></tr> </table> <table border="1" style="width:100%; border-collapse: collapse; margin-top: 5px;"> <tr> <td style="width:90%;">Serie</td> <td style="width:10%; text-align: right;">100.0</td> </tr> <tr> <td>Total</td> <td style="text-align: right;">100.0</td> </tr> </table>	1:	10.4	↗	2:	10.2	↗	3:	10.4	↗	4:	10.0	↗	5:	*10.6	↘	6:	10.1	↗	7:	10.2	↗	8:	10.2	↖	9:	*10.8	↘	10:	*10.7	↖	Serie	100.0	Total	100.0
1:	10.4	↗																																	
2:	10.2	↗																																	
3:	10.4	↗																																	
4:	10.0	↗																																	
5:	*10.6	↘																																	
6:	10.1	↗																																	
7:	10.2	↗																																	
8:	10.2	↖																																	
9:	*10.8	↘																																	
10:	*10.7	↖																																	
Serie	100.0																																		
Total	100.0																																		

<p>20 Skud</p>	<table style="width:100%; border-collapse: collapse;"> <tr><td style="width:10%;">11:</td><td style="width:15%;">10.1</td><td style="width:10%; text-align: right;">↖</td></tr> <tr><td>12:</td><td>*10.7</td><td style="text-align: right;">↗</td></tr> <tr><td>13:</td><td>9.8</td><td style="text-align: right;">↗</td></tr> <tr><td>14:</td><td>10.1</td><td style="text-align: right;">↖</td></tr> <tr><td>15:</td><td>*10.7</td><td style="text-align: right;">↘</td></tr> <tr><td>16:</td><td>*10.9</td><td style="text-align: right;">↗</td></tr> <tr><td>17:</td><td>9.7</td><td style="text-align: right;">↗</td></tr> <tr><td>18:</td><td>*10.8</td><td style="text-align: right;">↗</td></tr> <tr><td>19:</td><td>*10.6</td><td style="text-align: right;">↗</td></tr> <tr><td>20:</td><td>10.1</td><td style="text-align: right;">↖</td></tr> </table> <table border="1" style="width:100%; border-collapse: collapse; margin-top: 5px;"> <tr> <td style="width:90%;">Serie</td> <td style="width:10%; text-align: right;">98.0</td> </tr> <tr> <td>Total</td> <td style="text-align: right;">198.0</td> </tr> </table>	11:	10.1	↖	12:	*10.7	↗	13:	9.8	↗	14:	10.1	↖	15:	*10.7	↘	16:	*10.9	↗	17:	9.7	↗	18:	*10.8	↗	19:	*10.6	↗	20:	10.1	↖	Serie	98.0	Total	198.0
11:	10.1	↖																																	
12:	*10.7	↗																																	
13:	9.8	↗																																	
14:	10.1	↖																																	
15:	*10.7	↘																																	
16:	*10.9	↗																																	
17:	9.7	↗																																	
18:	*10.8	↗																																	
19:	*10.6	↗																																	
20:	10.1	↖																																	
Serie	98.0																																		
Total	198.0																																		

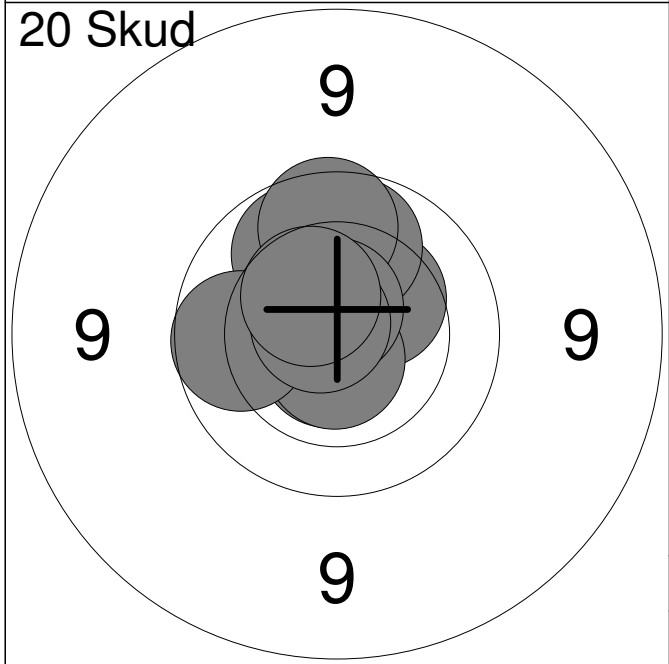
<p>Prøve</p> 	<table style="width:100%; border-collapse: collapse;"> <tr><td style="width:10%;">1:</td><td style="width:20%;">9.6</td><td style="width:10%; text-align: right;">↗</td></tr> <tr><td>2:</td><td>10.5</td><td style="text-align: right;">↘</td></tr> <tr><td>3:</td><td>9.9</td><td style="text-align: right;">↘</td></tr> <tr><td>4:</td><td>8.4</td><td style="text-align: right;">↘</td></tr> <tr><td>5:</td><td>9.6</td><td style="text-align: right;">↘</td></tr> <tr><td>6:</td><td>9.9</td><td style="text-align: right;">↘</td></tr> <tr><td>7:</td><td>9.9</td><td style="text-align: right;">↖</td></tr> <tr><td>8:</td><td>10.4</td><td style="text-align: right;">↘</td></tr> <tr><td>9:</td><td>10.1</td><td style="text-align: right;">↘</td></tr> <tr><td>10:</td><td>*10.7</td><td style="text-align: right;">↘</td></tr> <tr><td colspan="2">Serie</td><td style="text-align: right;">93.0</td></tr> <tr><td colspan="2">Total</td><td style="text-align: right;">0.0</td></tr> </table>	1:	9.6	↗	2:	10.5	↘	3:	9.9	↘	4:	8.4	↘	5:	9.6	↘	6:	9.9	↘	7:	9.9	↖	8:	10.4	↘	9:	10.1	↘	10:	*10.7	↘	Serie		93.0	Total		0.0
1:	9.6	↗																																			
2:	10.5	↘																																			
3:	9.9	↘																																			
4:	8.4	↘																																			
5:	9.6	↘																																			
6:	9.9	↘																																			
7:	9.9	↖																																			
8:	10.4	↘																																			
9:	10.1	↘																																			
10:	*10.7	↘																																			
Serie		93.0																																			
Total		0.0																																			

<p>20 Skud</p> 	<table style="width:100%; border-collapse: collapse;"> <tr><td style="width:10%;">1:</td><td style="width:20%;">10.2</td><td style="width:10%; text-align: right;">↖</td></tr> <tr><td>2:</td><td>10.1</td><td style="text-align: right;">↘</td></tr> <tr><td>3:</td><td>*10.7</td><td style="text-align: right;">↘</td></tr> <tr><td>4:</td><td>9.2</td><td style="text-align: right;">↗</td></tr> <tr><td>5:</td><td>10.2</td><td style="text-align: right;">↖</td></tr> <tr><td>6:</td><td>*10.7</td><td style="text-align: right;">↗</td></tr> <tr><td>7:</td><td>10.2</td><td style="text-align: right;">↖</td></tr> <tr><td>8:</td><td>9.4</td><td style="text-align: right;">↖</td></tr> <tr><td>9:</td><td>10.5</td><td style="text-align: right;">↘</td></tr> <tr><td>10:</td><td>10.3</td><td style="text-align: right;">↗</td></tr> <tr><td colspan="2">Serie</td><td style="text-align: right;">98.0</td></tr> <tr><td colspan="2">Total</td><td style="text-align: right;">98.0</td></tr> </table>	1:	10.2	↖	2:	10.1	↘	3:	*10.7	↘	4:	9.2	↗	5:	10.2	↖	6:	*10.7	↗	7:	10.2	↖	8:	9.4	↖	9:	10.5	↘	10:	10.3	↗	Serie		98.0	Total		98.0
1:	10.2	↖																																			
2:	10.1	↘																																			
3:	*10.7	↘																																			
4:	9.2	↗																																			
5:	10.2	↖																																			
6:	*10.7	↗																																			
7:	10.2	↖																																			
8:	9.4	↖																																			
9:	10.5	↘																																			
10:	10.3	↗																																			
Serie		98.0																																			
Total		98.0																																			

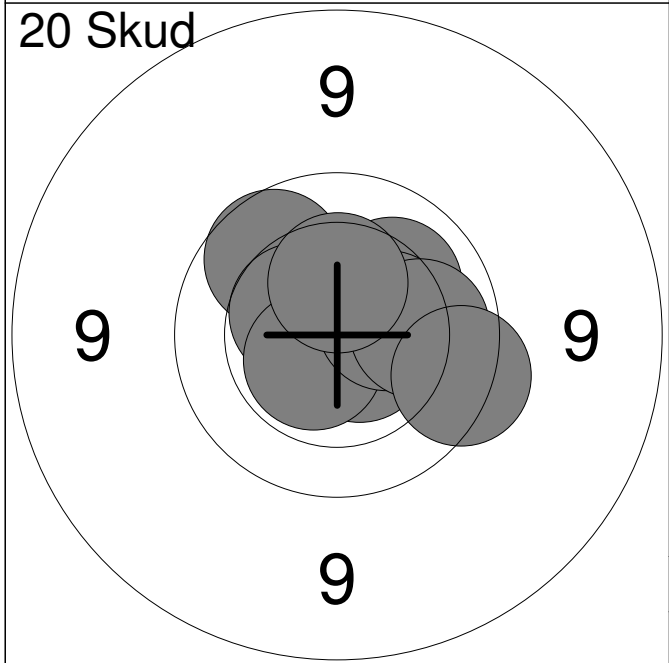
<p>20 Skud</p> 	<table style="width:100%; border-collapse: collapse;"> <tr><td style="width:10%;">11:</td><td style="width:20%;">*10.7</td><td style="width:10%; text-align: right;">↘</td></tr> <tr><td>12:</td><td>10.0</td><td style="text-align: right;">↗</td></tr> <tr><td>13:</td><td>10.1</td><td style="text-align: right;">↗</td></tr> <tr><td>14:</td><td>*10.6</td><td style="text-align: right;">↘</td></tr> <tr><td>15:</td><td>*10.7</td><td style="text-align: right;">↘</td></tr> <tr><td>16:</td><td>9.4</td><td style="text-align: right;">↗</td></tr> <tr><td>17:</td><td>10.3</td><td style="text-align: right;">↗</td></tr> <tr><td>18:</td><td>10.3</td><td style="text-align: right;">↘</td></tr> <tr><td>19:</td><td>10.3</td><td style="text-align: right;">↘</td></tr> <tr><td>20:</td><td>10.4</td><td style="text-align: right;">↗</td></tr> <tr><td colspan="2">Serie</td><td style="text-align: right;">99.0</td></tr> <tr><td colspan="2">Total</td><td style="text-align: right;">197.0</td></tr> </table>	11:	*10.7	↘	12:	10.0	↗	13:	10.1	↗	14:	*10.6	↘	15:	*10.7	↘	16:	9.4	↗	17:	10.3	↗	18:	10.3	↘	19:	10.3	↘	20:	10.4	↗	Serie		99.0	Total		197.0
11:	*10.7	↘																																			
12:	10.0	↗																																			
13:	10.1	↗																																			
14:	*10.6	↘																																			
15:	*10.7	↘																																			
16:	9.4	↗																																			
17:	10.3	↗																																			
18:	10.3	↘																																			
19:	10.3	↘																																			
20:	10.4	↗																																			
Serie		99.0																																			
Total		197.0																																			



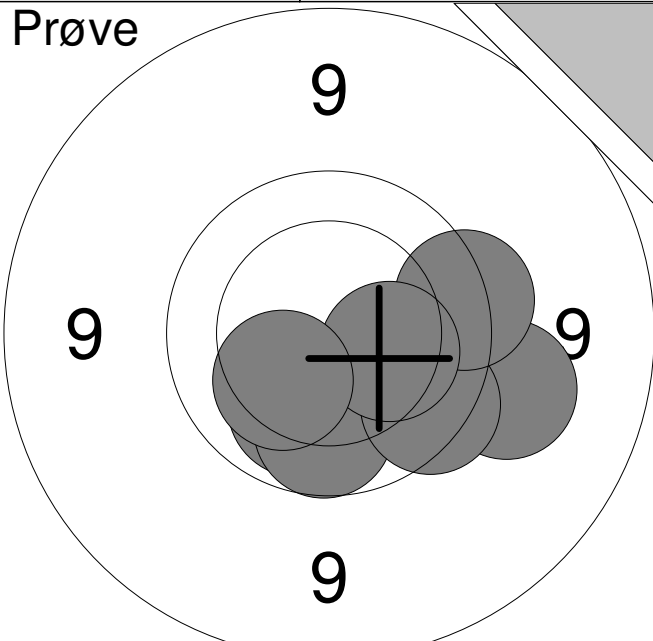
1:	9.1	↙
2:	10.2	↗
3:	9.8	↑
4:	9.9	↖
5:	10.3	↑
6:	10.2	↗
7:	*10.7	↖
8:	10.1	↗
Serie		77.0
Total		0.0

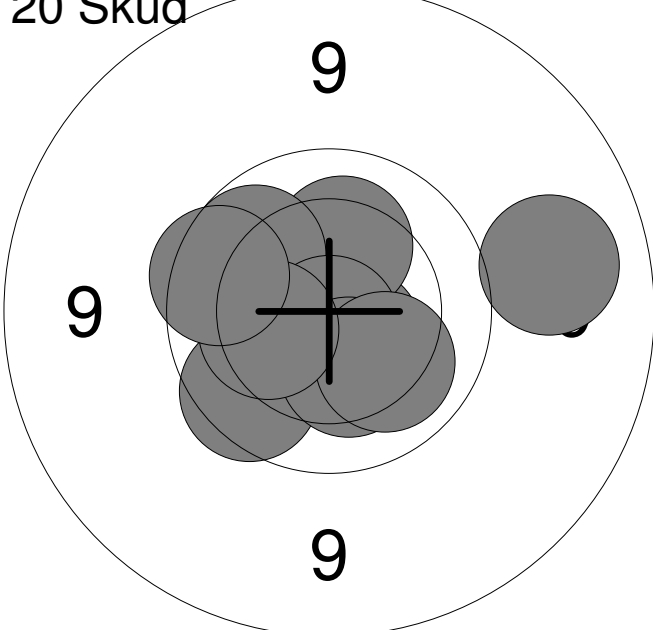


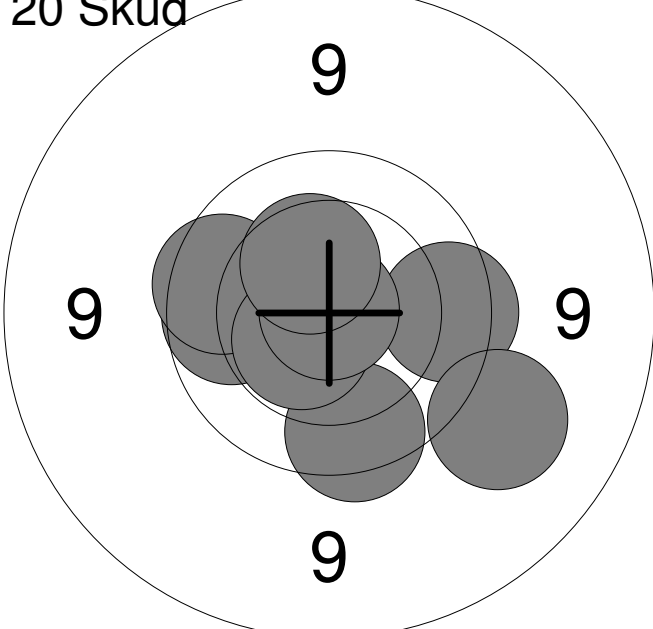
1:	10.0	↖
2:	*10.7	↘
3:	10.4	↗
4:	*10.7	↘
5:	9.9	←
6:	10.0	↑
7:	9.9	↑
8:	*10.7	↑
9:	*10.7	↗
10:	10.4	↗
Serie		98.0
Total		98.0



11:	9.9	↗
12:	10.2	↗
13:	*10.6	↘
14:	*10.7	↑
15:	10.5	↖
16:	*10.6	↙
17:	10.4	→
18:	10.1	→
19:	9.7	↘
20:	10.4	↑
Serie		98.0
Total		196.0

<p>Prøve</p> 	<table style="width:100%; border-collapse: collapse;"> <tr><td style="width:10%;">1:</td><td style="width:15%;">9.5</td><td style="width:10%; text-align: center;">→</td></tr> <tr><td>2:</td><td>10.1</td><td style="text-align: center;">↓</td></tr> <tr><td>3:</td><td>9.9</td><td style="text-align: center;">↓</td></tr> <tr><td>4:</td><td>9.4</td><td style="text-align: center;">→</td></tr> <tr><td>5:</td><td>9.8</td><td style="text-align: center;">↓</td></tr> <tr><td>6:</td><td>9.7</td><td style="text-align: center;">→</td></tr> <tr><td>7:</td><td>10.3</td><td style="text-align: center;">→</td></tr> <tr><td>8:</td><td>10.2</td><td style="text-align: center;">↓</td></tr> </table>	1:	9.5	→	2:	10.1	↓	3:	9.9	↓	4:	9.4	→	5:	9.8	↓	6:	9.7	→	7:	10.3	→	8:	10.2	↓
1:	9.5	→																							
2:	10.1	↓																							
3:	9.9	↓																							
4:	9.4	→																							
5:	9.8	↓																							
6:	9.7	→																							
7:	10.3	→																							
8:	10.2	↓																							
	<table border="1" style="width:100%; border-collapse: collapse;"> <tr> <td style="width:10%;">Serie</td> <td style="width:15%;"></td> <td style="width:10%; text-align: right;">75.0</td> </tr> <tr> <td>Total</td> <td></td> <td style="text-align: right;">0.0</td> </tr> </table>	Serie		75.0	Total		0.0																		
Serie		75.0																							
Total		0.0																							

<p>20 Skud</p> 	<table style="width:100%; border-collapse: collapse;"> <tr><td style="width:10%;">1:</td><td style="width:15%;">9.1</td><td style="width:10%; text-align: center;">→</td></tr> <tr><td>2:</td><td>*10.6</td><td style="text-align: center;">↓</td></tr> <tr><td>3:</td><td>10.2</td><td style="text-align: center;">↑</td></tr> <tr><td>4:</td><td>10.0</td><td style="text-align: center;">↗</td></tr> <tr><td>5:</td><td>*10.8</td><td style="text-align: center;">↓</td></tr> <tr><td>6:</td><td>9.8</td><td style="text-align: center;">↙</td></tr> <tr><td>7:</td><td>10.3</td><td style="text-align: center;">↓</td></tr> <tr><td>8:</td><td>10.1</td><td style="text-align: center;">↓</td></tr> <tr><td>9:</td><td>10.3</td><td style="text-align: center;">←</td></tr> <tr><td>10:</td><td>9.8</td><td style="text-align: center;">↖</td></tr> </table>	1:	9.1	→	2:	*10.6	↓	3:	10.2	↑	4:	10.0	↗	5:	*10.8	↓	6:	9.8	↙	7:	10.3	↓	8:	10.1	↓	9:	10.3	←	10:	9.8	↖
1:	9.1	→																													
2:	*10.6	↓																													
3:	10.2	↑																													
4:	10.0	↗																													
5:	*10.8	↓																													
6:	9.8	↙																													
7:	10.3	↓																													
8:	10.1	↓																													
9:	10.3	←																													
10:	9.8	↖																													
	<table border="1" style="width:100%; border-collapse: collapse;"> <tr> <td style="width:10%;">Serie</td> <td style="width:15%;"></td> <td style="width:10%; text-align: right;">97.0</td> </tr> <tr> <td>Total</td> <td></td> <td style="text-align: right;">97.0</td> </tr> </table>	Serie		97.0	Total		97.0																								
Serie		97.0																													
Total		97.0																													

<p>20 Skud</p> 	<table style="width:100%; border-collapse: collapse;"> <tr><td style="width:10%;">11:</td><td style="width:15%;">10.5</td><td style="width:10%; text-align: center;">↗</td></tr> <tr><td>12:</td><td>10.4</td><td style="text-align: center;">↖</td></tr> <tr><td>13:</td><td>9.8</td><td style="text-align: center;">↓</td></tr> <tr><td>14:</td><td>9.9</td><td style="text-align: center;">←</td></tr> <tr><td>15:</td><td>9.8</td><td style="text-align: center;">↖</td></tr> <tr><td>16:</td><td>*10.5</td><td style="text-align: center;">↙</td></tr> <tr><td>17:</td><td>9.8</td><td style="text-align: center;">→</td></tr> <tr><td>18:</td><td>*10.9</td><td style="text-align: center;">↑</td></tr> <tr><td>19:</td><td>10.4</td><td style="text-align: center;">↗</td></tr> <tr><td>20:</td><td>9.3</td><td style="text-align: center;">↓</td></tr> </table>	11:	10.5	↗	12:	10.4	↖	13:	9.8	↓	14:	9.9	←	15:	9.8	↖	16:	*10.5	↙	17:	9.8	→	18:	*10.9	↑	19:	10.4	↗	20:	9.3	↓
11:	10.5	↗																													
12:	10.4	↖																													
13:	9.8	↓																													
14:	9.9	←																													
15:	9.8	↖																													
16:	*10.5	↙																													
17:	9.8	→																													
18:	*10.9	↑																													
19:	10.4	↗																													
20:	9.3	↓																													
	<table border="1" style="width:100%; border-collapse: collapse;"> <tr> <td style="width:10%;">Serie</td> <td style="width:15%;"></td> <td style="width:10%; text-align: right;">95.0</td> </tr> <tr> <td>Total</td> <td></td> <td style="text-align: right;">192.0</td> </tr> </table>	Serie		95.0	Total		192.0																								
Serie		95.0																													
Total		192.0																													

Hold
7

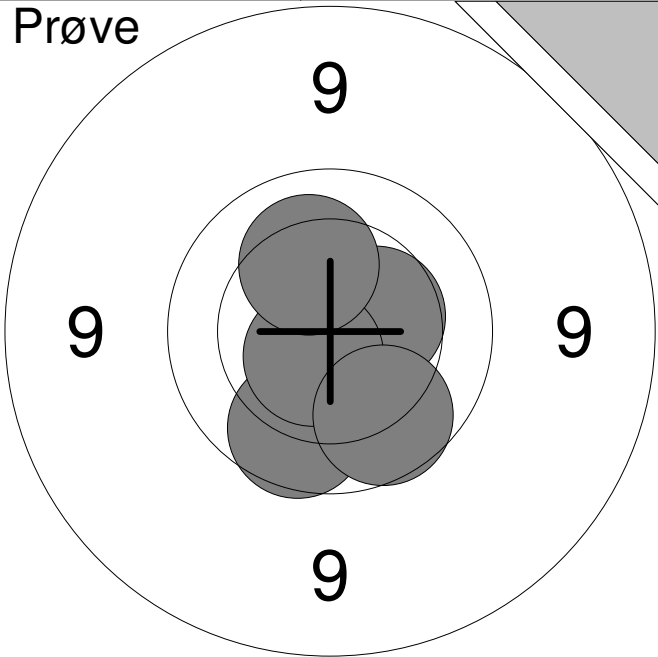
Skive
8

Sandra Nielsen

Frederikshavn Skyttekreds

MJ2

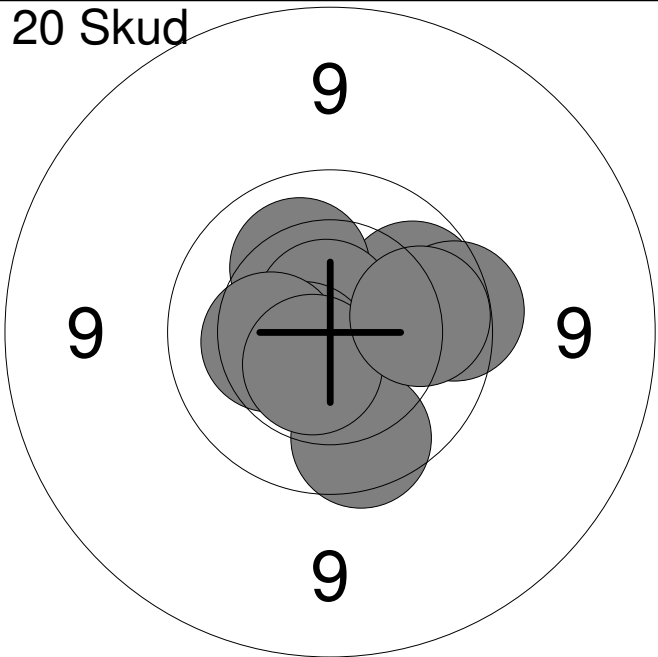
Prøve



1:	9.9	↘
2:	10.4	→
3:	*10.6	↙
4:	9.9	↘
5:	10.2	↗

Serie	48.0
Total	0.0

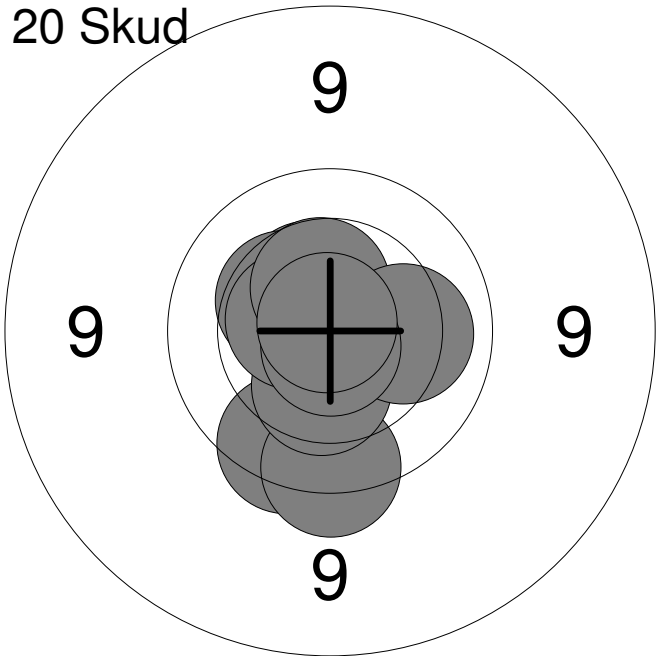
20 Skud



1:	9.8	↘
2:	10.3	←
3:	10.0	→
4:	10.2	↗
5:	*10.7	↗
6:	*10.6	↙
7:	10.3	←
8:	*10.5	↘
9:	9.7	→
10:	10.0	→

Serie	98.0
Total	98.0

20 Skud



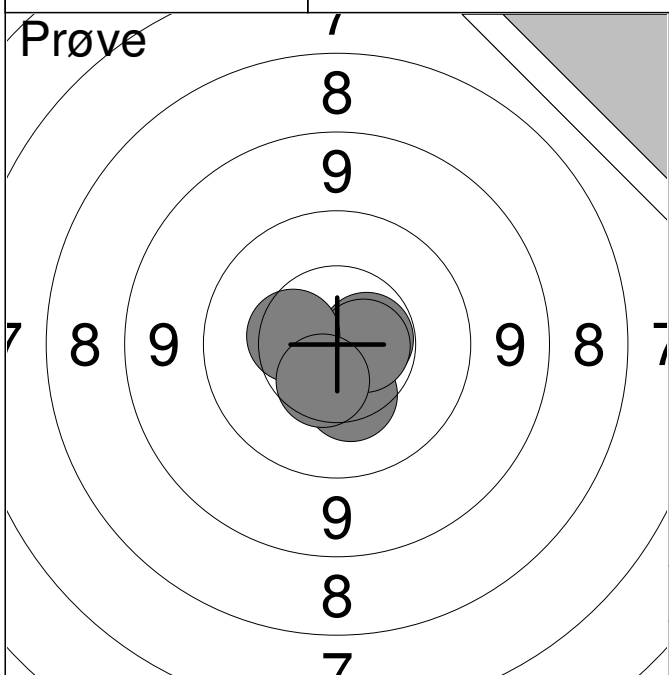
11:	10.5	↗
12:	10.4	↗
13:	9.8	↘
14:	9.7	↘
15:	10.4	↘
16:	*10.6	↗
17:	10.5	↗
18:	10.2	→
19:	*10.8	↘
20:	*10.9	↗

Serie	98.0
Total	196.0

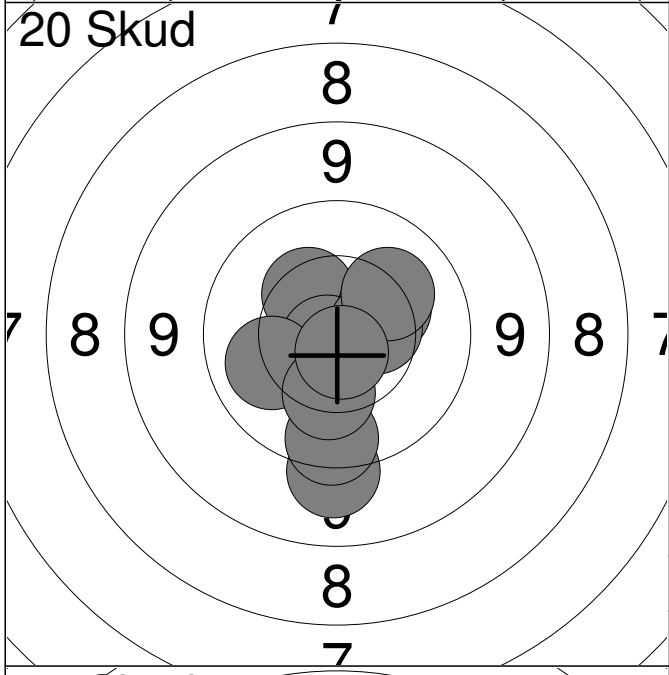
<p>Prøve</p>	<table style="width:100%; border-collapse: collapse;"> <tr><td style="width:10%;">1:</td><td style="width:15%;">7.8</td><td style="width:10%; text-align: right;">↙</td></tr> <tr><td>2:</td><td>8.8</td><td style="text-align: right;">↙</td></tr> <tr><td>3:</td><td>9.8</td><td style="text-align: right;">←</td></tr> <tr><td>4:</td><td>10.0</td><td style="text-align: right;">↙</td></tr> <tr><td>5:</td><td>10.5</td><td style="text-align: right;">↙</td></tr> <tr><td>6:</td><td>9.9</td><td style="text-align: right;">↙</td></tr> <tr><td>7:</td><td>10.0</td><td style="text-align: right;">↗</td></tr> <tr><td>8:</td><td>8.5</td><td style="text-align: right;">↙</td></tr> <tr><td>9:</td><td>10.1</td><td style="text-align: right;">↗</td></tr> <tr><td colspan="2">Serie</td><td style="text-align: right;">81.0</td></tr> <tr><td colspan="2">Total</td><td style="text-align: right;">0.0</td></tr> </table>	1:	7.8	↙	2:	8.8	↙	3:	9.8	←	4:	10.0	↙	5:	10.5	↙	6:	9.9	↙	7:	10.0	↗	8:	8.5	↙	9:	10.1	↗	Serie		81.0	Total		0.0
1:	7.8	↙																																
2:	8.8	↙																																
3:	9.8	←																																
4:	10.0	↙																																
5:	10.5	↙																																
6:	9.9	↙																																
7:	10.0	↗																																
8:	8.5	↙																																
9:	10.1	↗																																
Serie		81.0																																
Total		0.0																																

<p>20 Skud</p>	<table style="width:100%; border-collapse: collapse;"> <tr><td style="width:10%;">1:</td><td style="width:15%;">*10.9</td><td style="width:10%; text-align: right;">↗</td></tr> <tr><td>2:</td><td>10.6</td><td style="text-align: right;">↗</td></tr> <tr><td>3:</td><td>10.5</td><td style="text-align: right;">↗</td></tr> <tr><td>4:</td><td>*10.6</td><td style="text-align: right;">↙</td></tr> <tr><td>5:</td><td>9.1</td><td style="text-align: right;">→</td></tr> <tr><td>6:</td><td>9.1</td><td style="text-align: right;">↙</td></tr> <tr><td>7:</td><td>10.5</td><td style="text-align: right;">↙</td></tr> <tr><td>8:</td><td>9.6</td><td style="text-align: right;">↙</td></tr> <tr><td>9:</td><td>10.4</td><td style="text-align: right;">↙</td></tr> <tr><td>10:</td><td>10.4</td><td style="text-align: right;">→</td></tr> <tr><td colspan="2">Serie</td><td style="text-align: right;">97.0</td></tr> <tr><td colspan="2">Total</td><td style="text-align: right;">97.0</td></tr> </table>	1:	*10.9	↗	2:	10.6	↗	3:	10.5	↗	4:	*10.6	↙	5:	9.1	→	6:	9.1	↙	7:	10.5	↙	8:	9.6	↙	9:	10.4	↙	10:	10.4	→	Serie		97.0	Total		97.0
1:	*10.9	↗																																			
2:	10.6	↗																																			
3:	10.5	↗																																			
4:	*10.6	↙																																			
5:	9.1	→																																			
6:	9.1	↙																																			
7:	10.5	↙																																			
8:	9.6	↙																																			
9:	10.4	↙																																			
10:	10.4	→																																			
Serie		97.0																																			
Total		97.0																																			

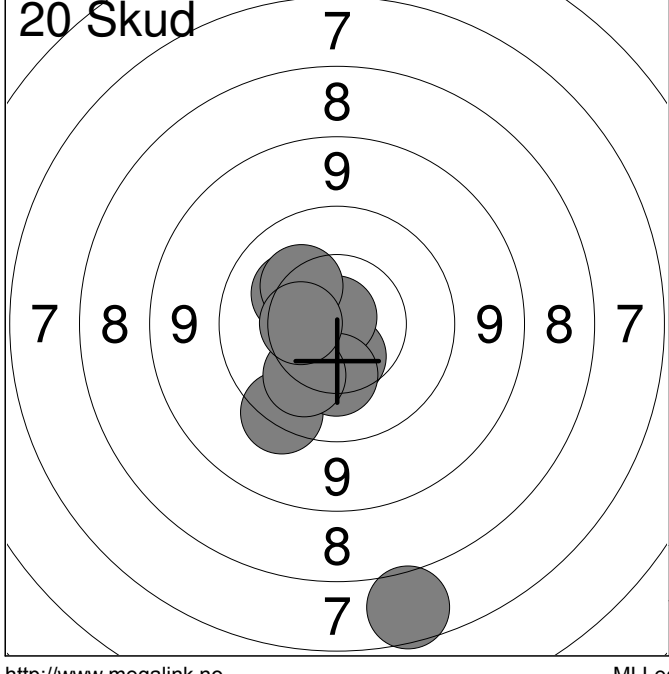
<p>20 Skud</p>	<table style="width:100%; border-collapse: collapse;"> <tr><td style="width:10%;">11:</td><td style="width:15%;">9.8</td><td style="width:10%; text-align: right;">→</td></tr> <tr><td>12:</td><td>9.7</td><td style="text-align: right;">↙</td></tr> <tr><td>13:</td><td>9.7</td><td style="text-align: right;">↗</td></tr> <tr><td>14:</td><td>*10.6</td><td style="text-align: right;">→</td></tr> <tr><td>15:</td><td>10.1</td><td style="text-align: right;">↙</td></tr> <tr><td>16:</td><td>*10.6</td><td style="text-align: right;">←</td></tr> <tr><td>17:</td><td>*10.7</td><td style="text-align: right;">→</td></tr> <tr><td>18:</td><td>10.0</td><td style="text-align: right;">←</td></tr> <tr><td>19:</td><td>10.0</td><td style="text-align: right;">↙</td></tr> <tr><td>20:</td><td>10.1</td><td style="text-align: right;">←</td></tr> <tr><td colspan="2">Serie</td><td style="text-align: right;">97.0</td></tr> <tr><td colspan="2">Total</td><td style="text-align: right;">194.0</td></tr> </table>	11:	9.8	→	12:	9.7	↙	13:	9.7	↗	14:	*10.6	→	15:	10.1	↙	16:	*10.6	←	17:	*10.7	→	18:	10.0	←	19:	10.0	↙	20:	10.1	←	Serie		97.0	Total		194.0
11:	9.8	→																																			
12:	9.7	↙																																			
13:	9.7	↗																																			
14:	*10.6	→																																			
15:	10.1	↙																																			
16:	*10.6	←																																			
17:	*10.7	→																																			
18:	10.0	←																																			
19:	10.0	↙																																			
20:	10.1	←																																			
Serie		97.0																																			
Total		194.0																																			



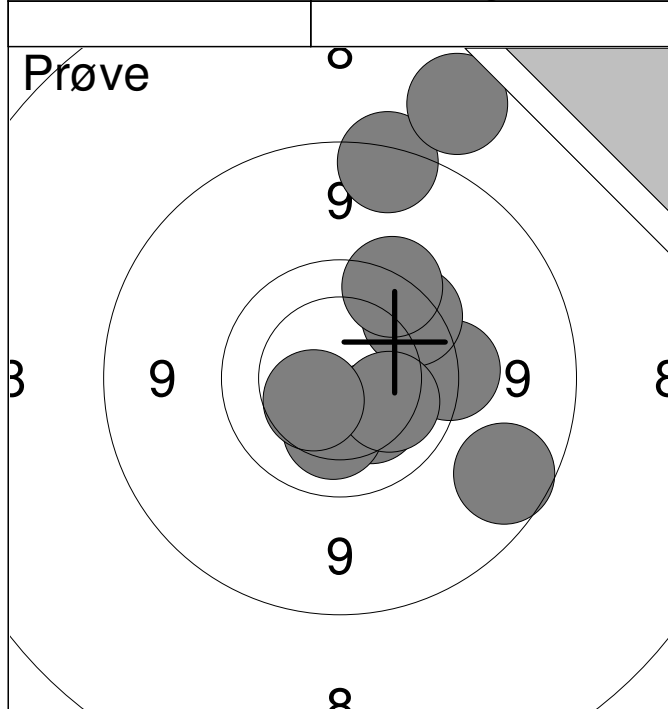
	1:	10.3	↓
	2:	*10.6	→
	3:	*10.6	→
	4:	10.4	←
	5:	10.5	↓
Serie			50.0
Total			0.0



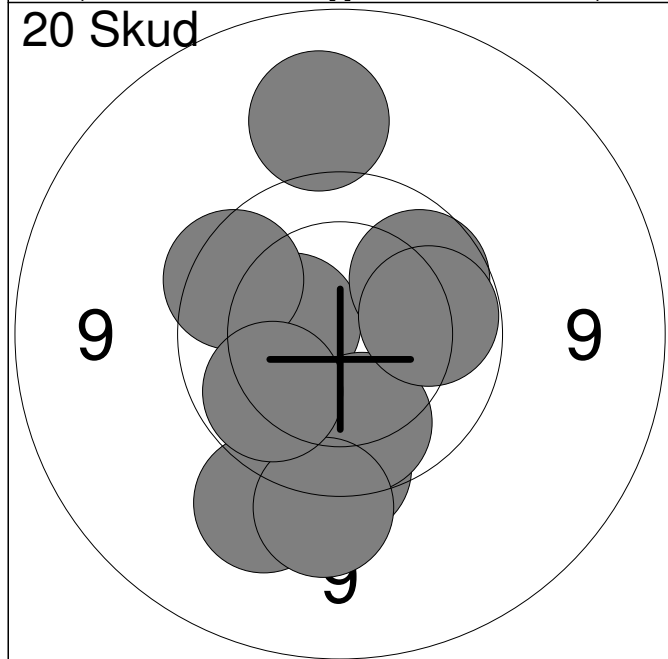
	1:	10.4	↖
	2:	*10.8	↙
	3:	10.1	↙
	4:	9.3	↓
	5:	10.3	↗
	6:	10.5	→
	7:	9.7	↓
	8:	10.3	↓
	9:	10.2	↗
	10:	*10.7	↓
Serie			98.0
Total			98.0



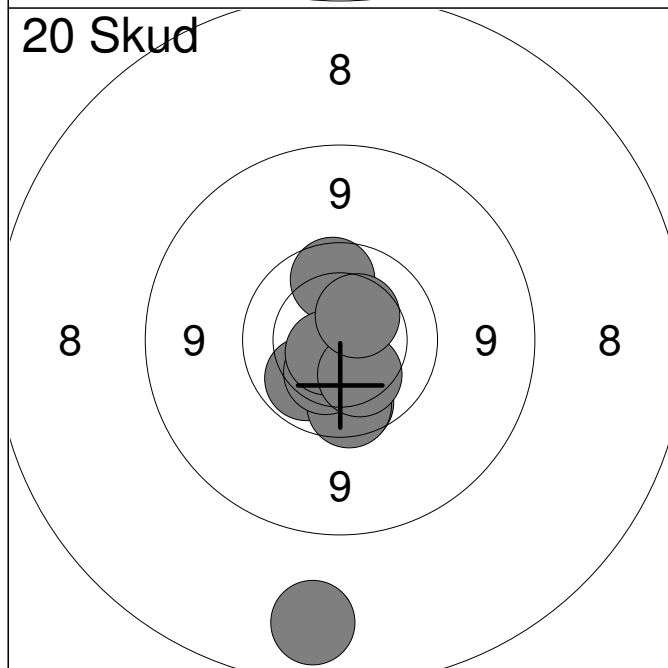
	11:	10.5	↓
	12:	6.9	↓
	13:	10.3	↓
	14:	9.6	↙
	15:	10.2	↗
	16:	*10.9	↗
	17:	10.3	↓
	18:	10.2	↙
	19:	10.3	↗
	20:	10.5	←
Serie			95.0
Total			193.0



1:	8.8	↑
2:	8.9	↘
3:	9.6	→
4:	8.3	↑
5:	10.3	↘
6:	10.2	↓
7:	9.7	↗
8:	9.6	↑
9:	10.1	↘
10:	10.4	↙
Serie		91.0
Total		0.0



1:	9.4	↙
2:	10.4	←
3:	9.7	↓
4:	10.0	↓
5:	9.8	↗
6:	9.9	↗
7:	9.2	↑
8:	9.5	↓
9:	10.0	→
10:	10.0	↙
Serie		94.0
Total		94.0

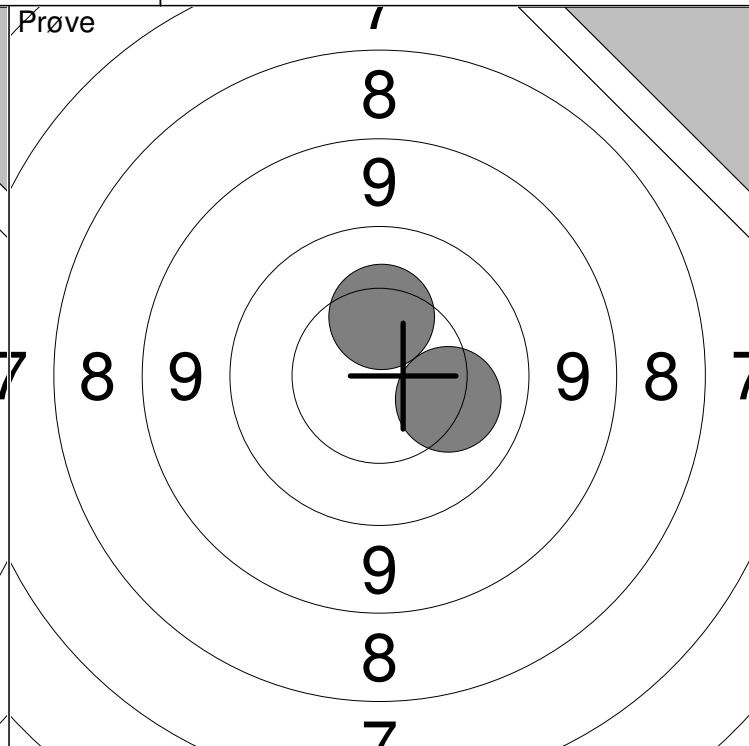
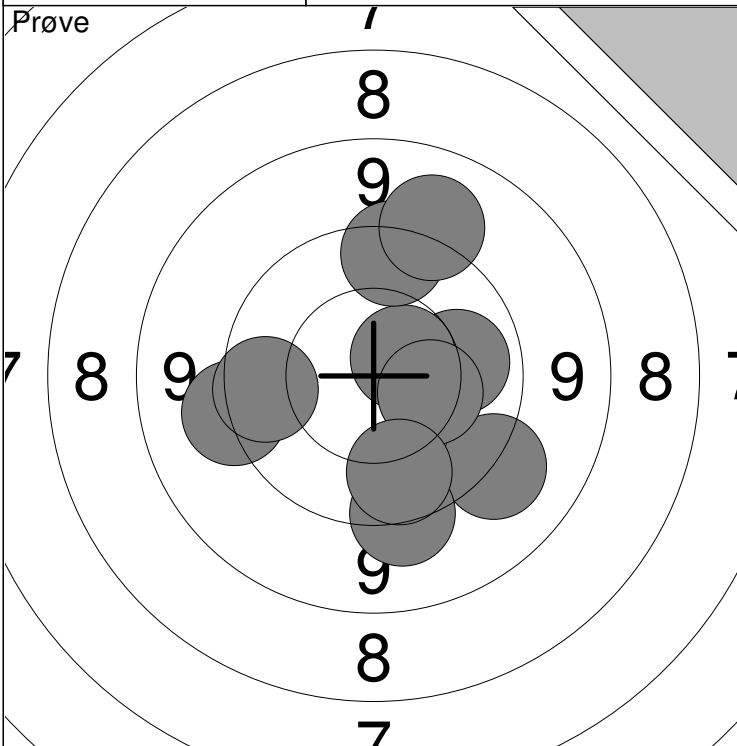


11:	9.9	↓
12:	10.0	↙
13:	9.8	↓
14:	9.9	↑
15:	8.1	↓
16:	10.3	↙
17:	*10.7	↓
18:	*10.6	↙
19:	10.2	↓
20:	10.4	↗
Serie		95.0
Total		189.0

<p>Prøve</p>	<table style="width:100%; border-collapse: collapse;"> <tr><td style="text-align: right;">1:</td><td style="text-align: center;">9.7</td><td style="text-align: right;">→</td></tr> <tr><td style="text-align: right;">2:</td><td style="text-align: center;">9.6</td><td style="text-align: right;">↗</td></tr> <tr><td style="text-align: right;">3:</td><td style="text-align: center;">9.7</td><td style="text-align: right;">→</td></tr> <tr><td style="text-align: right;">4:</td><td style="text-align: center;">10.0</td><td style="text-align: right;">↓</td></tr> <tr><td style="text-align: right;">5:</td><td style="text-align: center;">9.0</td><td style="text-align: right;">←</td></tr> <tr><td style="text-align: right;">6:</td><td style="text-align: center;">10.1</td><td style="text-align: right;">←</td></tr> <tr><td style="text-align: right;">7:</td><td style="text-align: center;">*10.7</td><td style="text-align: right;">←</td></tr> <tr><td style="text-align: right;">8:</td><td style="text-align: center;">9.7</td><td style="text-align: right;">↑</td></tr> <tr><td style="text-align: right;">9:</td><td style="text-align: center;">*10.6</td><td style="text-align: right;">↑</td></tr> <tr><td style="text-align: right;">10:</td><td style="text-align: center;">9.8</td><td style="text-align: right;">↗</td></tr> </table> <table border="1" style="width:100%; border-collapse: collapse; margin-top: 5px;"> <tr> <td style="width:80%;">Serie</td> <td style="text-align: right;">94.0</td> </tr> <tr> <td>Total</td> <td style="text-align: right;">0.0</td> </tr> </table>	1:	9.7	→	2:	9.6	↗	3:	9.7	→	4:	10.0	↓	5:	9.0	←	6:	10.1	←	7:	*10.7	←	8:	9.7	↑	9:	*10.6	↑	10:	9.8	↗	Serie	94.0	Total	0.0
1:	9.7	→																																	
2:	9.6	↗																																	
3:	9.7	→																																	
4:	10.0	↓																																	
5:	9.0	←																																	
6:	10.1	←																																	
7:	*10.7	←																																	
8:	9.7	↑																																	
9:	*10.6	↑																																	
10:	9.8	↗																																	
Serie	94.0																																		
Total	0.0																																		

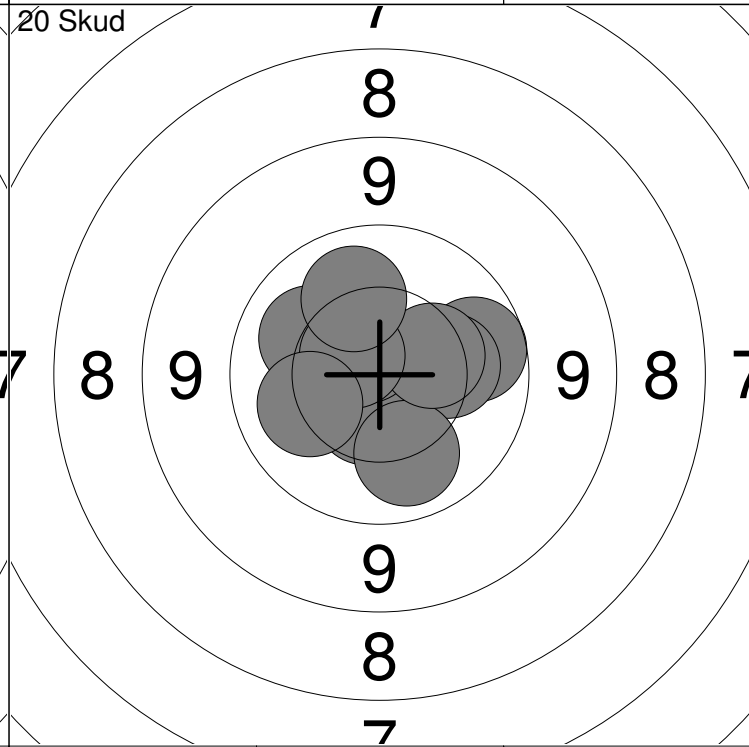
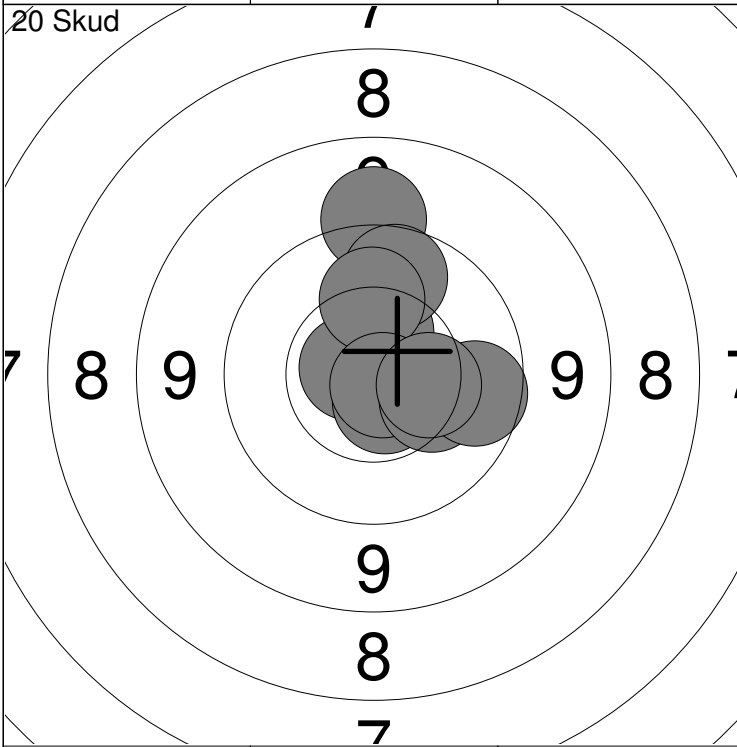
<p>20 Skud</p>	<table style="width:100%; border-collapse: collapse;"> <tr><td style="text-align: right;">1:</td><td style="text-align: center;">9.9</td><td style="text-align: right;">↖</td></tr> <tr><td style="text-align: right;">2:</td><td style="text-align: center;">9.8</td><td style="text-align: right;">←</td></tr> <tr><td style="text-align: right;">3:</td><td style="text-align: center;">9.9</td><td style="text-align: right;">↑</td></tr> <tr><td style="text-align: right;">4:</td><td style="text-align: center;">9.5</td><td style="text-align: right;">←</td></tr> <tr><td style="text-align: right;">5:</td><td style="text-align: center;">*10.5</td><td style="text-align: right;">↗</td></tr> <tr><td style="text-align: right;">6:</td><td style="text-align: center;">9.9</td><td style="text-align: right;">←</td></tr> <tr><td style="text-align: right;">7:</td><td style="text-align: center;">9.7</td><td style="text-align: right;">↖</td></tr> <tr><td style="text-align: right;">8:</td><td style="text-align: center;">*10.7</td><td style="text-align: right;">→</td></tr> <tr><td style="text-align: right;">9:</td><td style="text-align: center;">9.6</td><td style="text-align: right;">→</td></tr> <tr><td style="text-align: right;">10:</td><td style="text-align: center;">9.5</td><td style="text-align: right;">→</td></tr> </table> <table border="1" style="width:100%; border-collapse: collapse; margin-top: 5px;"> <tr> <td style="width:80%;">Serie</td> <td style="text-align: right;">92.0</td> </tr> <tr> <td>Total</td> <td style="text-align: right;">92.0</td> </tr> </table>	1:	9.9	↖	2:	9.8	←	3:	9.9	↑	4:	9.5	←	5:	*10.5	↗	6:	9.9	←	7:	9.7	↖	8:	*10.7	→	9:	9.6	→	10:	9.5	→	Serie	92.0	Total	92.0
1:	9.9	↖																																	
2:	9.8	←																																	
3:	9.9	↑																																	
4:	9.5	←																																	
5:	*10.5	↗																																	
6:	9.9	←																																	
7:	9.7	↖																																	
8:	*10.7	→																																	
9:	9.6	→																																	
10:	9.5	→																																	
Serie	92.0																																		
Total	92.0																																		

<p>20 Skud</p>	<table style="width:100%; border-collapse: collapse;"> <tr><td style="text-align: right;">11:</td><td style="text-align: center;">9.8</td><td style="text-align: right;">↖</td></tr> <tr><td style="text-align: right;">12:</td><td style="text-align: center;">10.0</td><td style="text-align: right;">↗</td></tr> <tr><td style="text-align: right;">13:</td><td style="text-align: center;">*10.7</td><td style="text-align: right;">↖</td></tr> <tr><td style="text-align: right;">14:</td><td style="text-align: center;">9.8</td><td style="text-align: right;">↑</td></tr> <tr><td style="text-align: right;">15:</td><td style="text-align: center;">10.0</td><td style="text-align: right;">↗</td></tr> <tr><td style="text-align: right;">16:</td><td style="text-align: center;">9.7</td><td style="text-align: right;">↓</td></tr> <tr><td style="text-align: right;">17:</td><td style="text-align: center;">10.0</td><td style="text-align: right;">←</td></tr> <tr><td style="text-align: right;">18:</td><td style="text-align: center;">*10.9</td><td style="text-align: right;">↖</td></tr> <tr><td style="text-align: right;">19:</td><td style="text-align: center;">*10.6</td><td style="text-align: right;">↘</td></tr> <tr><td style="text-align: right;">20:</td><td style="text-align: center;">9.9</td><td style="text-align: right;">↖</td></tr> </table> <table border="1" style="width:100%; border-collapse: collapse; margin-top: 5px;"> <tr> <td style="width:80%;">Serie</td> <td style="text-align: right;">96.0</td> </tr> <tr> <td>Total</td> <td style="text-align: right;">188.0</td> </tr> </table>	11:	9.8	↖	12:	10.0	↗	13:	*10.7	↖	14:	9.8	↑	15:	10.0	↗	16:	9.7	↓	17:	10.0	←	18:	*10.9	↖	19:	*10.6	↘	20:	9.9	↖	Serie	96.0	Total	188.0
11:	9.8	↖																																	
12:	10.0	↗																																	
13:	*10.7	↖																																	
14:	9.8	↑																																	
15:	10.0	↗																																	
16:	9.7	↓																																	
17:	10.0	←																																	
18:	*10.9	↖																																	
19:	*10.6	↘																																	
20:	9.9	↖																																	
Serie	96.0																																		
Total	188.0																																		



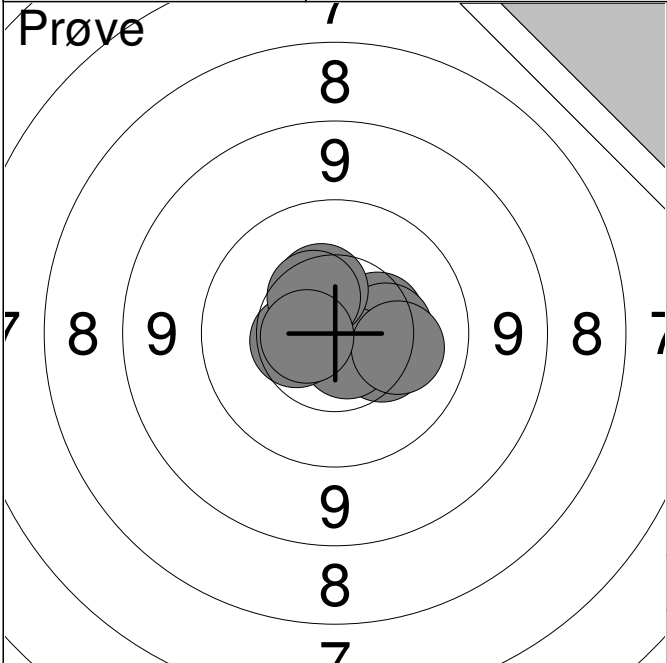
1: 10.1 →	6: 10.3 →	Serie	93.0
2: *10.6 ↗	7: 9.9 ↓		
3: 9.4 ←	8: 9.6 ↑	Total	0.0
4: 9.3 ↘	9: 9.8 ←		
5: 9.5 ↓	10: 9.2 ↑		

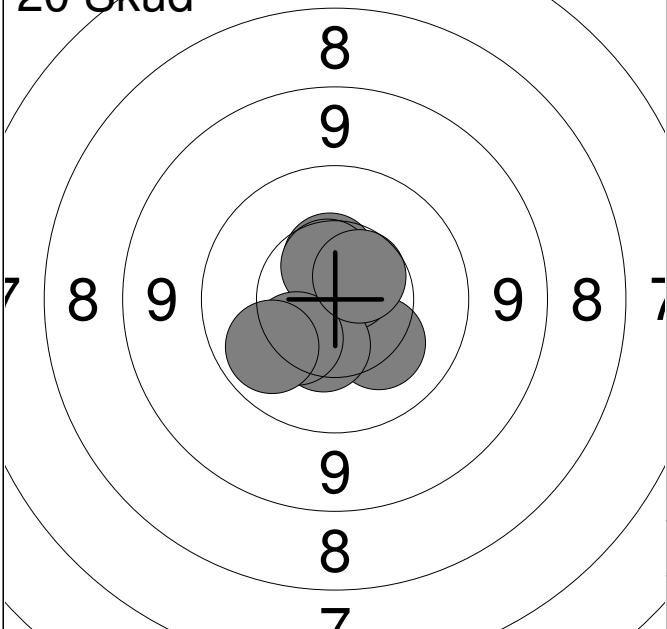
11: 10.2 →	Serie	20.0
12: 10.3 ↑		
Total		0.0

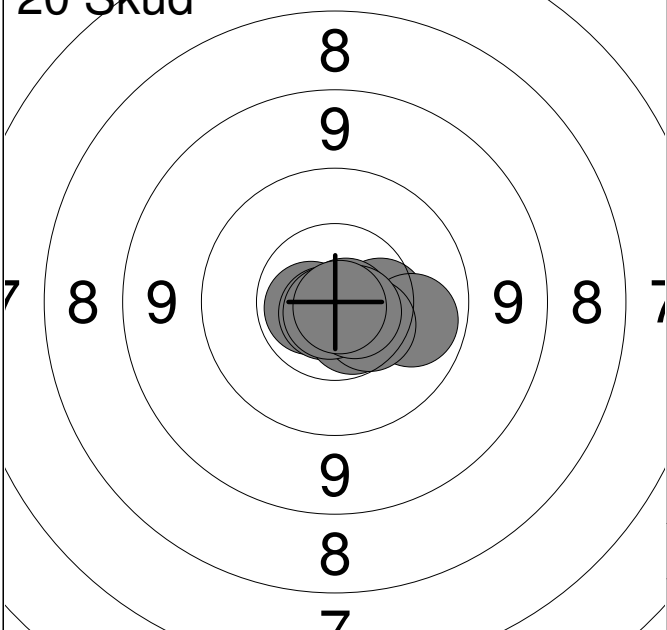


1: 9.3 ↑	6: 10.2 ↑	Serie	97.0
2: 10.5 ↑	7: *10.8 ↓		
3: 9.9 ↑	8: 10.3 ↘	Total	97.0
4: *10.7 ←	9: 9.9 →		
5: *10.7 ↓	10: 10.4 →		

11: 10.5 ↓	16: *10.7 ↗	Serie	99.0
12: 9.9 →	17: 10.4 →		
13: 10.2 →	18: *10.6 ↖	Total	196.0
14: 10.1 ↓	19: 10.1 ↑		
15: 10.2 ↖	20: 10.2 ↙		

<p>Prøve</p> 	<table style="width:100%; border-collapse: collapse;"> <tr><td style="width:5%;">1:</td><td style="width:15%;">10.4</td><td style="width:10%; text-align: center;">→</td></tr> <tr><td>2:</td><td>10.4</td><td style="text-align: center;">→</td></tr> <tr><td>3:</td><td>10.4</td><td style="text-align: center;">↘</td></tr> <tr><td>4:</td><td>*10.7</td><td style="text-align: center;">↘</td></tr> <tr><td>5:</td><td>10.2</td><td style="text-align: center;">→</td></tr> <tr><td>6:</td><td>10.5</td><td style="text-align: center;">←</td></tr> <tr><td>7:</td><td>10.4</td><td style="text-align: center;">↗</td></tr> <tr><td>8:</td><td>10.5</td><td style="text-align: center;">↗</td></tr> <tr><td>9:</td><td>*10.6</td><td style="text-align: center;">←</td></tr> <tr><td colspan="3"><hr/></td></tr> <tr><td colspan="2">Serie</td><td style="text-align: right;">90.0</td></tr> <tr><td colspan="2">Total</td><td style="text-align: right;">0.0</td></tr> </table>	1:	10.4	→	2:	10.4	→	3:	10.4	↘	4:	*10.7	↘	5:	10.2	→	6:	10.5	←	7:	10.4	↗	8:	10.5	↗	9:	*10.6	←	<hr/>			Serie		90.0	Total		0.0
1:	10.4	→																																			
2:	10.4	→																																			
3:	10.4	↘																																			
4:	*10.7	↘																																			
5:	10.2	→																																			
6:	10.5	←																																			
7:	10.4	↗																																			
8:	10.5	↗																																			
9:	*10.6	←																																			
<hr/>																																					
Serie		90.0																																			
Total		0.0																																			

<p>20 Skud</p> 	<table style="width:100%; border-collapse: collapse;"> <tr><td style="width:5%;">1:</td><td style="width:15%;">10.6</td><td style="width:10%; text-align: center;">↑</td></tr> <tr><td>2:</td><td>*10.7</td><td style="text-align: center;">↘</td></tr> <tr><td>3:</td><td>10.2</td><td style="text-align: center;">↘</td></tr> <tr><td>4:</td><td>*10.7</td><td style="text-align: center;">↗</td></tr> <tr><td>5:</td><td>10.4</td><td style="text-align: center;">↘</td></tr> <tr><td>6:</td><td>10.5</td><td style="text-align: center;">↑</td></tr> <tr><td>7:</td><td>10.6</td><td style="text-align: center;">↑</td></tr> <tr><td>8:</td><td>10.3</td><td style="text-align: center;">↘</td></tr> <tr><td>9:</td><td>10.0</td><td style="text-align: center;">↘</td></tr> <tr><td>10:</td><td>10.6</td><td style="text-align: center;">↗</td></tr> <tr><td colspan="3"><hr/></td></tr> <tr><td colspan="2">Serie</td><td style="text-align: right;">100.0</td></tr> <tr><td colspan="2">Total</td><td style="text-align: right;">100.0</td></tr> </table>	1:	10.6	↑	2:	*10.7	↘	3:	10.2	↘	4:	*10.7	↗	5:	10.4	↘	6:	10.5	↑	7:	10.6	↑	8:	10.3	↘	9:	10.0	↘	10:	10.6	↗	<hr/>			Serie		100.0	Total		100.0
1:	10.6	↑																																						
2:	*10.7	↘																																						
3:	10.2	↘																																						
4:	*10.7	↗																																						
5:	10.4	↘																																						
6:	10.5	↑																																						
7:	10.6	↑																																						
8:	10.3	↘																																						
9:	10.0	↘																																						
10:	10.6	↗																																						
<hr/>																																								
Serie		100.0																																						
Total		100.0																																						

<p>20 Skud</p> 	<table style="width:100%; border-collapse: collapse;"> <tr><td style="width:5%;">11:</td><td style="width:15%;">10.4</td><td style="width:10%; text-align: center;">→</td></tr> <tr><td>12:</td><td>*10.7</td><td style="text-align: center;">←</td></tr> <tr><td>13:</td><td>*10.8</td><td style="text-align: center;">↘</td></tr> <tr><td>14:</td><td>*10.8</td><td style="text-align: center;">→</td></tr> <tr><td>15:</td><td>*10.6</td><td style="text-align: center;">↘</td></tr> <tr><td>16:</td><td>10.0</td><td style="text-align: center;">→</td></tr> <tr><td>17:</td><td>10.5</td><td style="text-align: center;">↘</td></tr> <tr><td>18:</td><td>*10.8</td><td style="text-align: center;">↘</td></tr> <tr><td>19:</td><td>*10.7</td><td style="text-align: center;">↘</td></tr> <tr><td>20:</td><td>*10.9</td><td style="text-align: center;">↘</td></tr> <tr><td colspan="3"><hr/></td></tr> <tr><td colspan="2">Serie</td><td style="text-align: right;">100.0</td></tr> <tr><td colspan="2">Total</td><td style="text-align: right;">200.0</td></tr> </table>	11:	10.4	→	12:	*10.7	←	13:	*10.8	↘	14:	*10.8	→	15:	*10.6	↘	16:	10.0	→	17:	10.5	↘	18:	*10.8	↘	19:	*10.7	↘	20:	*10.9	↘	<hr/>			Serie		100.0	Total		200.0
11:	10.4	→																																						
12:	*10.7	←																																						
13:	*10.8	↘																																						
14:	*10.8	→																																						
15:	*10.6	↘																																						
16:	10.0	→																																						
17:	10.5	↘																																						
18:	*10.8	↘																																						
19:	*10.7	↘																																						
20:	*10.9	↘																																						
<hr/>																																								
Serie		100.0																																						
Total		200.0																																						

<p>Prøve</p>	<table style="width:100%; border-collapse: collapse;"> <tr><td>1:</td><td>9.6</td><td>↘</td></tr> <tr><td>2:</td><td>9.3</td><td>↓</td></tr> <tr><td>3:</td><td>9.6</td><td>↘</td></tr> <tr><td>4:</td><td>9.7</td><td>↘</td></tr> <tr><td>5:</td><td>9.8</td><td>↘</td></tr> <tr><td>6:</td><td>9.3</td><td>↘</td></tr> <tr><td>7:</td><td>10.2</td><td>↗</td></tr> <tr><td>8:</td><td>9.6</td><td>↘</td></tr> <tr><td>9:</td><td>10.3</td><td>↘</td></tr> <tr><td>10:</td><td>9.8</td><td>↘</td></tr> <tr><td colspan="2">Serie</td><td>92.0</td></tr> <tr><td colspan="2">Total</td><td>0.0</td></tr> </table>	1:	9.6	↘	2:	9.3	↓	3:	9.6	↘	4:	9.7	↘	5:	9.8	↘	6:	9.3	↘	7:	10.2	↗	8:	9.6	↘	9:	10.3	↘	10:	9.8	↘	Serie		92.0	Total		0.0
1:	9.6	↘																																			
2:	9.3	↓																																			
3:	9.6	↘																																			
4:	9.7	↘																																			
5:	9.8	↘																																			
6:	9.3	↘																																			
7:	10.2	↗																																			
8:	9.6	↘																																			
9:	10.3	↘																																			
10:	9.8	↘																																			
Serie		92.0																																			
Total		0.0																																			

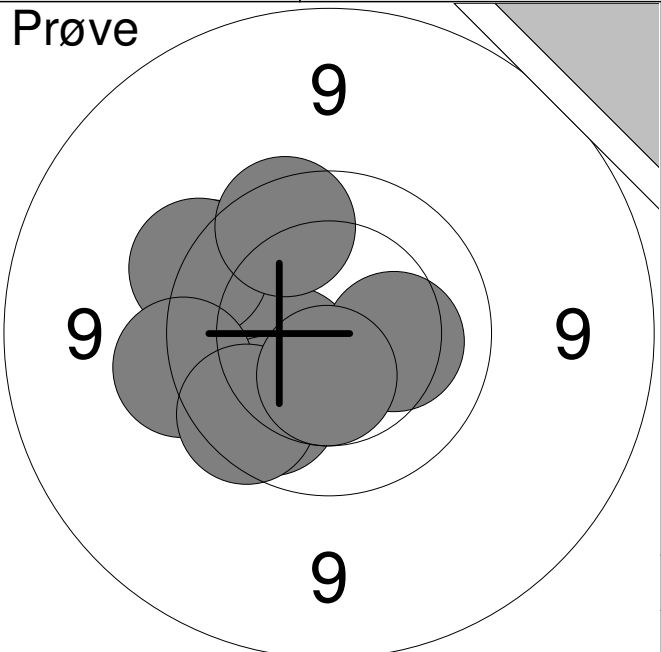
<p>20 Skud</p>	<table style="width:100%; border-collapse: collapse;"> <tr><td>1:</td><td>9.7</td><td>↘</td></tr> <tr><td>2:</td><td>*10.8</td><td>↓</td></tr> <tr><td>3:</td><td>10.3</td><td>↘</td></tr> <tr><td>4:</td><td>10.4</td><td>↘</td></tr> <tr><td>5:</td><td>9.9</td><td>↘</td></tr> <tr><td>6:</td><td>*10.6</td><td>↗</td></tr> <tr><td>7:</td><td>9.7</td><td>↗</td></tr> <tr><td>8:</td><td>10.1</td><td>↗</td></tr> <tr><td>9:</td><td>9.3</td><td>↘</td></tr> <tr><td>10:</td><td>10.2</td><td>↘</td></tr> <tr><td colspan="2">Serie</td><td>96.0</td></tr> <tr><td colspan="2">Total</td><td>96.0</td></tr> </table>	1:	9.7	↘	2:	*10.8	↓	3:	10.3	↘	4:	10.4	↘	5:	9.9	↘	6:	*10.6	↗	7:	9.7	↗	8:	10.1	↗	9:	9.3	↘	10:	10.2	↘	Serie		96.0	Total		96.0
1:	9.7	↘																																			
2:	*10.8	↓																																			
3:	10.3	↘																																			
4:	10.4	↘																																			
5:	9.9	↘																																			
6:	*10.6	↗																																			
7:	9.7	↗																																			
8:	10.1	↗																																			
9:	9.3	↘																																			
10:	10.2	↘																																			
Serie		96.0																																			
Total		96.0																																			

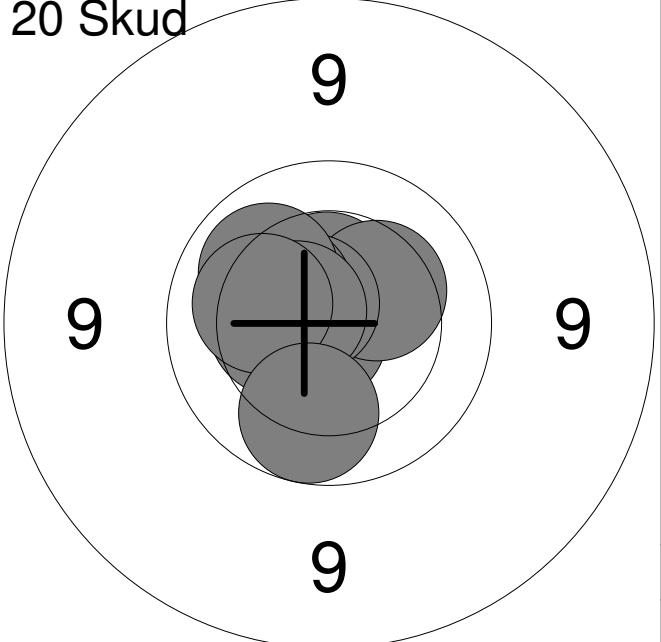
<p>20 Skud</p>	<table style="width:100%; border-collapse: collapse;"> <tr><td>11:</td><td>*10.6</td><td>↖</td></tr> <tr><td>12:</td><td>*10.5</td><td>↗</td></tr> <tr><td>13:</td><td>9.9</td><td>↘</td></tr> <tr><td>14:</td><td>10.0</td><td>↘</td></tr> <tr><td>15:</td><td>10.0</td><td>↗</td></tr> <tr><td>16:</td><td>10.4</td><td>↖</td></tr> <tr><td>17:</td><td>*10.7</td><td>↗</td></tr> <tr><td>18:</td><td>9.8</td><td>↘</td></tr> <tr><td>19:</td><td>9.8</td><td>↘</td></tr> <tr><td>20:</td><td>10.4</td><td>↘</td></tr> <tr><td colspan="2">Serie</td><td>97.0</td></tr> <tr><td colspan="2">Total</td><td>193.0</td></tr> </table>	11:	*10.6	↖	12:	*10.5	↗	13:	9.9	↘	14:	10.0	↘	15:	10.0	↗	16:	10.4	↖	17:	*10.7	↗	18:	9.8	↘	19:	9.8	↘	20:	10.4	↘	Serie		97.0	Total		193.0
11:	*10.6	↖																																			
12:	*10.5	↗																																			
13:	9.9	↘																																			
14:	10.0	↘																																			
15:	10.0	↗																																			
16:	10.4	↖																																			
17:	*10.7	↗																																			
18:	9.8	↘																																			
19:	9.8	↘																																			
20:	10.4	↘																																			
Serie		97.0																																			
Total		193.0																																			

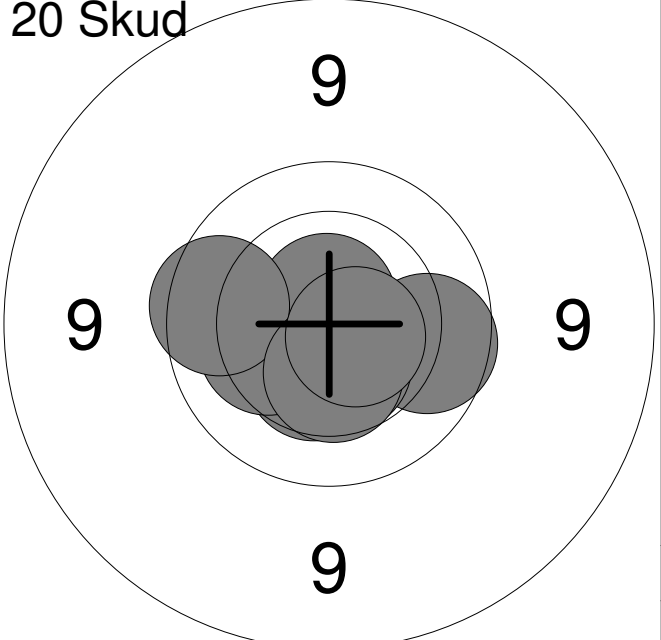
<p>Prøve</p>	<table style="width:100%; border-collapse: collapse;"> <tr><td style="width:10%;">1:</td><td style="width:20%;">9.5</td><td style="width:10%; text-align: right;">↗</td></tr> <tr><td>2:</td><td>10.4</td><td style="text-align: right;">↗</td></tr> <tr><td>3:</td><td>10.2</td><td style="text-align: right;">↗</td></tr> <tr><td>4:</td><td>10.4</td><td style="text-align: right;">↗</td></tr> <tr><td>5:</td><td>10.5</td><td style="text-align: right;">↗</td></tr> <tr><td>6:</td><td>*10.6</td><td style="text-align: right;">↗</td></tr> </table> <table border="1" style="width:100%; border-collapse: collapse; margin-top: 5px;"> <tr> <td style="width:80%;">Serie</td> <td style="width:20%; text-align: right;">59.0</td> </tr> <tr> <td>Total</td> <td style="text-align: right;">0.0</td> </tr> </table>	1:	9.5	↗	2:	10.4	↗	3:	10.2	↗	4:	10.4	↗	5:	10.5	↗	6:	*10.6	↗	Serie	59.0	Total	0.0
1:	9.5	↗																					
2:	10.4	↗																					
3:	10.2	↗																					
4:	10.4	↗																					
5:	10.5	↗																					
6:	*10.6	↗																					
Serie	59.0																						
Total	0.0																						

<p>20 Skud</p>	<table style="width:100%; border-collapse: collapse;"> <tr><td style="width:10%;">1:</td><td style="width:20%;">10.5</td><td style="width:10%; text-align: right;">↗</td></tr> <tr><td>2:</td><td>10.3</td><td style="text-align: right;">↗</td></tr> <tr><td>3:</td><td>*10.6</td><td style="text-align: right;">↖</td></tr> <tr><td>4:</td><td>*10.6</td><td style="text-align: right;">↘</td></tr> <tr><td>5:</td><td>10.4</td><td style="text-align: right;">↗</td></tr> <tr><td>6:</td><td>*10.7</td><td style="text-align: right;">↗</td></tr> <tr><td>7:</td><td>10.2</td><td style="text-align: right;">↗</td></tr> <tr><td>8:</td><td>*10.7</td><td style="text-align: right;">↘</td></tr> <tr><td>9:</td><td>10.4</td><td style="text-align: right;">↓</td></tr> <tr><td>10:</td><td>9.7</td><td style="text-align: right;">↘</td></tr> </table> <table border="1" style="width:100%; border-collapse: collapse; margin-top: 5px;"> <tr> <td style="width:80%;">Serie</td> <td style="width:20%; text-align: right;">99.0</td> </tr> <tr> <td>Total</td> <td style="text-align: right;">99.0</td> </tr> </table>	1:	10.5	↗	2:	10.3	↗	3:	*10.6	↖	4:	*10.6	↘	5:	10.4	↗	6:	*10.7	↗	7:	10.2	↗	8:	*10.7	↘	9:	10.4	↓	10:	9.7	↘	Serie	99.0	Total	99.0
1:	10.5	↗																																	
2:	10.3	↗																																	
3:	*10.6	↖																																	
4:	*10.6	↘																																	
5:	10.4	↗																																	
6:	*10.7	↗																																	
7:	10.2	↗																																	
8:	*10.7	↘																																	
9:	10.4	↓																																	
10:	9.7	↘																																	
Serie	99.0																																		
Total	99.0																																		

<p>20 Skud</p>	<table style="width:100%; border-collapse: collapse;"> <tr><td style="width:10%;">11:</td><td style="width:20%;">10.3</td><td style="width:10%; text-align: right;">←</td></tr> <tr><td>12:</td><td>10.4</td><td style="text-align: right;">↗</td></tr> <tr><td>13:</td><td>10.3</td><td style="text-align: right;">↖</td></tr> <tr><td>14:</td><td>*10.8</td><td style="text-align: right;">↖</td></tr> <tr><td>15:</td><td>10.2</td><td style="text-align: right;">↘</td></tr> <tr><td>16:</td><td>10.2</td><td style="text-align: right;">↘</td></tr> <tr><td>17:</td><td>*10.7</td><td style="text-align: right;">→</td></tr> <tr><td>18:</td><td>*10.9</td><td style="text-align: right;">↘</td></tr> <tr><td>19:</td><td>10.2</td><td style="text-align: right;">↗</td></tr> <tr><td>20:</td><td>*10.9</td><td style="text-align: right;">↗</td></tr> </table> <table border="1" style="width:100%; border-collapse: collapse; margin-top: 5px;"> <tr> <td style="width:80%;">Serie</td> <td style="width:20%; text-align: right;">100.0</td> </tr> <tr> <td>Total</td> <td style="text-align: right;">199.0</td> </tr> </table>	11:	10.3	←	12:	10.4	↗	13:	10.3	↖	14:	*10.8	↖	15:	10.2	↘	16:	10.2	↘	17:	*10.7	→	18:	*10.9	↘	19:	10.2	↗	20:	*10.9	↗	Serie	100.0	Total	199.0
11:	10.3	←																																	
12:	10.4	↗																																	
13:	10.3	↖																																	
14:	*10.8	↖																																	
15:	10.2	↘																																	
16:	10.2	↘																																	
17:	*10.7	→																																	
18:	*10.9	↘																																	
19:	10.2	↗																																	
20:	*10.9	↗																																	
Serie	100.0																																		
Total	199.0																																		

<p>Prøve</p> 	<table style="width:100%; border-collapse: collapse;"> <tr><td style="text-align: right;">1:</td><td style="text-align: right;">9.7</td><td style="text-align: center;">↗</td></tr> <tr><td style="text-align: right;">2:</td><td style="text-align: right;">10.4</td><td style="text-align: center;">↖</td></tr> <tr><td style="text-align: right;">3:</td><td style="text-align: right;">9.6</td><td style="text-align: center;">↗</td></tr> <tr><td style="text-align: right;">4:</td><td style="text-align: right;">9.9</td><td style="text-align: center;">↖</td></tr> <tr><td style="text-align: right;">5:</td><td style="text-align: right;">9.6</td><td style="text-align: center;">↖</td></tr> <tr><td style="text-align: right;">6:</td><td style="text-align: right;">9.8</td><td style="text-align: center;">↖</td></tr> <tr><td style="text-align: right;">7:</td><td style="text-align: right;">10.2</td><td style="text-align: center;">↗</td></tr> <tr><td style="text-align: right;">8:</td><td style="text-align: right;">9.8</td><td style="text-align: center;">↗</td></tr> <tr><td style="text-align: right;">9:</td><td style="text-align: right;">*10.5</td><td style="text-align: center;">↘</td></tr> <tr><td colspan="2">Serie</td><td style="text-align: right;">84.0</td></tr> <tr><td colspan="2">Total</td><td style="text-align: right;">0.0</td></tr> </table>	1:	9.7	↗	2:	10.4	↖	3:	9.6	↗	4:	9.9	↖	5:	9.6	↖	6:	9.8	↖	7:	10.2	↗	8:	9.8	↗	9:	*10.5	↘	Serie		84.0	Total		0.0
1:	9.7	↗																																
2:	10.4	↖																																
3:	9.6	↗																																
4:	9.9	↖																																
5:	9.6	↖																																
6:	9.8	↖																																
7:	10.2	↗																																
8:	9.8	↗																																
9:	*10.5	↘																																
Serie		84.0																																
Total		0.0																																

<p>20 Skud</p> 	<table style="width:100%; border-collapse: collapse;"> <tr><td style="text-align: right;">1:</td><td style="text-align: right;">*10.5</td><td style="text-align: center;">↑</td></tr> <tr><td style="text-align: right;">2:</td><td style="text-align: right;">*10.8</td><td style="text-align: center;">↖</td></tr> <tr><td style="text-align: right;">3:</td><td style="text-align: right;">10.4</td><td style="text-align: center;">↖</td></tr> <tr><td style="text-align: right;">4:</td><td style="text-align: right;">10.3</td><td style="text-align: center;">↗</td></tr> <tr><td style="text-align: right;">5:</td><td style="text-align: right;">*10.6</td><td style="text-align: center;">↗</td></tr> <tr><td style="text-align: right;">6:</td><td style="text-align: right;">10.4</td><td style="text-align: center;">↗</td></tr> <tr><td style="text-align: right;">7:</td><td style="text-align: right;">10.1</td><td style="text-align: center;">↗</td></tr> <tr><td style="text-align: right;">8:</td><td style="text-align: right;">*10.6</td><td style="text-align: center;">↗</td></tr> <tr><td style="text-align: right;">9:</td><td style="text-align: right;">10.2</td><td style="text-align: center;">↗</td></tr> <tr><td style="text-align: right;">10:</td><td style="text-align: right;">10.0</td><td style="text-align: center;">↘</td></tr> <tr><td colspan="2">Serie</td><td style="text-align: right;">100.0</td></tr> <tr><td colspan="2">Total</td><td style="text-align: right;">100.0</td></tr> </table>	1:	*10.5	↑	2:	*10.8	↖	3:	10.4	↖	4:	10.3	↗	5:	*10.6	↗	6:	10.4	↗	7:	10.1	↗	8:	*10.6	↗	9:	10.2	↗	10:	10.0	↘	Serie		100.0	Total		100.0
1:	*10.5	↑																																			
2:	*10.8	↖																																			
3:	10.4	↖																																			
4:	10.3	↗																																			
5:	*10.6	↗																																			
6:	10.4	↗																																			
7:	10.1	↗																																			
8:	*10.6	↗																																			
9:	10.2	↗																																			
10:	10.0	↘																																			
Serie		100.0																																			
Total		100.0																																			

<p>20 Skud</p> 	<table style="width:100%; border-collapse: collapse;"> <tr><td style="text-align: right;">11:</td><td style="text-align: right;">9.9</td><td style="text-align: center;">→</td></tr> <tr><td style="text-align: right;">12:</td><td style="text-align: right;">10.4</td><td style="text-align: center;">↘</td></tr> <tr><td style="text-align: right;">13:</td><td style="text-align: right;">*10.8</td><td style="text-align: center;">↖</td></tr> <tr><td style="text-align: right;">14:</td><td style="text-align: right;">10.2</td><td style="text-align: center;">↖</td></tr> <tr><td style="text-align: right;">15:</td><td style="text-align: right;">10.3</td><td style="text-align: center;">↖</td></tr> <tr><td style="text-align: right;">16:</td><td style="text-align: right;">*10.7</td><td style="text-align: center;">↗</td></tr> <tr><td style="text-align: right;">17:</td><td style="text-align: right;">9.8</td><td style="text-align: center;">↖</td></tr> <tr><td style="text-align: right;">18:</td><td style="text-align: right;">*10.5</td><td style="text-align: center;">↘</td></tr> <tr><td style="text-align: right;">19:</td><td style="text-align: right;">10.4</td><td style="text-align: center;">↘</td></tr> <tr><td style="text-align: right;">20:</td><td style="text-align: right;">*10.6</td><td style="text-align: center;">↘</td></tr> <tr><td colspan="2">Serie</td><td style="text-align: right;">98.0</td></tr> <tr><td colspan="2">Total</td><td style="text-align: right;">198.0</td></tr> </table>	11:	9.9	→	12:	10.4	↘	13:	*10.8	↖	14:	10.2	↖	15:	10.3	↖	16:	*10.7	↗	17:	9.8	↖	18:	*10.5	↘	19:	10.4	↘	20:	*10.6	↘	Serie		98.0	Total		198.0
11:	9.9	→																																			
12:	10.4	↘																																			
13:	*10.8	↖																																			
14:	10.2	↖																																			
15:	10.3	↖																																			
16:	*10.7	↗																																			
17:	9.8	↖																																			
18:	*10.5	↘																																			
19:	10.4	↘																																			
20:	*10.6	↘																																			
Serie		98.0																																			
Total		198.0																																			

<p>Prøve</p>	<table style="width:100%; border-collapse: collapse;"> <tr><td style="text-align: right;">1:</td><td style="text-align: right;">9.9</td><td style="text-align: right;">↖</td></tr> <tr><td style="text-align: right;">2:</td><td style="text-align: right;">8.8</td><td style="text-align: right;">↗</td></tr> <tr><td style="text-align: right;">3:</td><td style="text-align: right;">9.5</td><td style="text-align: right;">↙</td></tr> <tr><td style="text-align: right;">4:</td><td style="text-align: right;">10.3</td><td style="text-align: right;">→</td></tr> <tr><td style="text-align: right;">5:</td><td style="text-align: right;">*10.7</td><td style="text-align: right;">→</td></tr> </table> <table border="1" style="width:100%; border-collapse: collapse; margin-top: 10px;"> <tr> <td style="width:80%;">Serie</td> <td style="text-align: right;">46.0</td> </tr> <tr> <td>Total</td> <td style="text-align: right;">0.0</td> </tr> </table>	1:	9.9	↖	2:	8.8	↗	3:	9.5	↙	4:	10.3	→	5:	*10.7	→	Serie	46.0	Total	0.0
1:	9.9	↖																		
2:	8.8	↗																		
3:	9.5	↙																		
4:	10.3	→																		
5:	*10.7	→																		
Serie	46.0																			
Total	0.0																			

<p>20 Skud</p>	<table style="width:100%; border-collapse: collapse;"> <tr><td style="text-align: right;">1:</td><td style="text-align: right;">10.1</td><td style="text-align: right;">↘</td></tr> <tr><td style="text-align: right;">2:</td><td style="text-align: right;">10.4</td><td style="text-align: right;">↘</td></tr> <tr><td style="text-align: right;">3:</td><td style="text-align: right;">*10.6</td><td style="text-align: right;">↗</td></tr> <tr><td style="text-align: right;">4:</td><td style="text-align: right;">10.3</td><td style="text-align: right;">→</td></tr> <tr><td style="text-align: right;">5:</td><td style="text-align: right;">9.1</td><td style="text-align: right;">↘</td></tr> <tr><td style="text-align: right;">6:</td><td style="text-align: right;">8.6</td><td style="text-align: right;">↘</td></tr> <tr><td style="text-align: right;">7:</td><td style="text-align: right;">10.2</td><td style="text-align: right;">↗</td></tr> <tr><td style="text-align: right;">8:</td><td style="text-align: right;">10.2</td><td style="text-align: right;">↘</td></tr> <tr><td style="text-align: right;">9:</td><td style="text-align: right;">10.1</td><td style="text-align: right;">→</td></tr> <tr><td style="text-align: right;">10:</td><td style="text-align: right;">10.2</td><td style="text-align: right;">↗</td></tr> </table> <table border="1" style="width:100%; border-collapse: collapse; margin-top: 10px;"> <tr> <td style="width:80%;">Serie</td> <td style="text-align: right;">97.0</td> </tr> <tr> <td>Total</td> <td style="text-align: right;">97.0</td> </tr> </table>	1:	10.1	↘	2:	10.4	↘	3:	*10.6	↗	4:	10.3	→	5:	9.1	↘	6:	8.6	↘	7:	10.2	↗	8:	10.2	↘	9:	10.1	→	10:	10.2	↗	Serie	97.0	Total	97.0
1:	10.1	↘																																	
2:	10.4	↘																																	
3:	*10.6	↗																																	
4:	10.3	→																																	
5:	9.1	↘																																	
6:	8.6	↘																																	
7:	10.2	↗																																	
8:	10.2	↘																																	
9:	10.1	→																																	
10:	10.2	↗																																	
Serie	97.0																																		
Total	97.0																																		

<p>20 Skud</p>	<table style="width:100%; border-collapse: collapse;"> <tr><td style="text-align: right;">11:</td><td style="text-align: right;">9.2</td><td style="text-align: right;">↗</td></tr> <tr><td style="text-align: right;">12:</td><td style="text-align: right;">9.9</td><td style="text-align: right;">→</td></tr> <tr><td style="text-align: right;">13:</td><td style="text-align: right;">9.6</td><td style="text-align: right;">↙</td></tr> <tr><td style="text-align: right;">14:</td><td style="text-align: right;">9.5</td><td style="text-align: right;">↘</td></tr> <tr><td style="text-align: right;">15:</td><td style="text-align: right;">9.3</td><td style="text-align: right;">←</td></tr> <tr><td style="text-align: right;">16:</td><td style="text-align: right;">10.1</td><td style="text-align: right;">↗</td></tr> <tr><td style="text-align: right;">17:</td><td style="text-align: right;">9.1</td><td style="text-align: right;">↗</td></tr> <tr><td style="text-align: right;">18:</td><td style="text-align: right;">9.4</td><td style="text-align: right;">←</td></tr> <tr><td style="text-align: right;">19:</td><td style="text-align: right;">9.6</td><td style="text-align: right;">←</td></tr> <tr><td style="text-align: right;">20:</td><td style="text-align: right;">9.7</td><td style="text-align: right;">↘</td></tr> </table> <table border="1" style="width:100%; border-collapse: collapse; margin-top: 10px;"> <tr> <td style="width:80%;">Serie</td> <td style="text-align: right;">91.0</td> </tr> <tr> <td>Total</td> <td style="text-align: right;">188.0</td> </tr> </table>	11:	9.2	↗	12:	9.9	→	13:	9.6	↙	14:	9.5	↘	15:	9.3	←	16:	10.1	↗	17:	9.1	↗	18:	9.4	←	19:	9.6	←	20:	9.7	↘	Serie	91.0	Total	188.0
11:	9.2	↗																																	
12:	9.9	→																																	
13:	9.6	↙																																	
14:	9.5	↘																																	
15:	9.3	←																																	
16:	10.1	↗																																	
17:	9.1	↗																																	
18:	9.4	←																																	
19:	9.6	←																																	
20:	9.7	↘																																	
Serie	91.0																																		
Total	188.0																																		

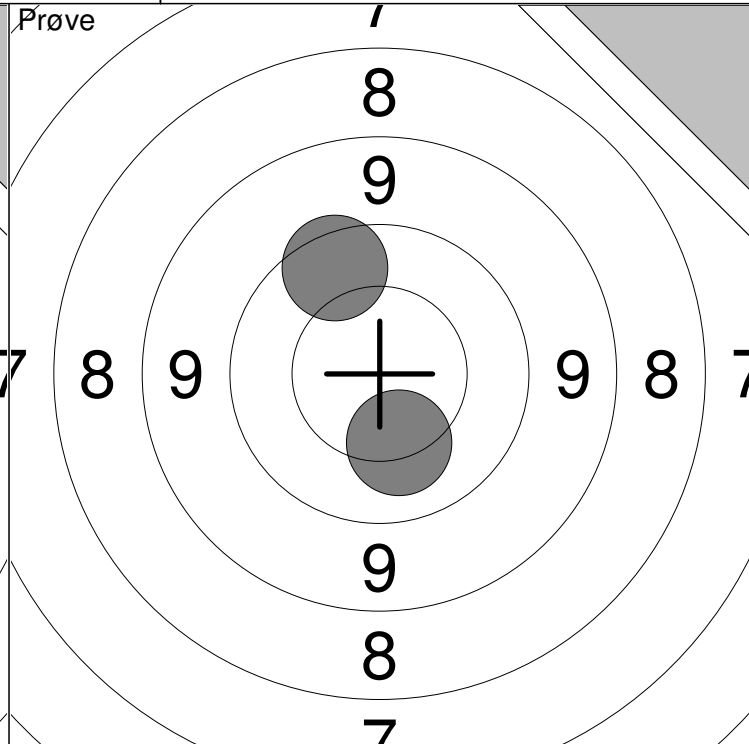
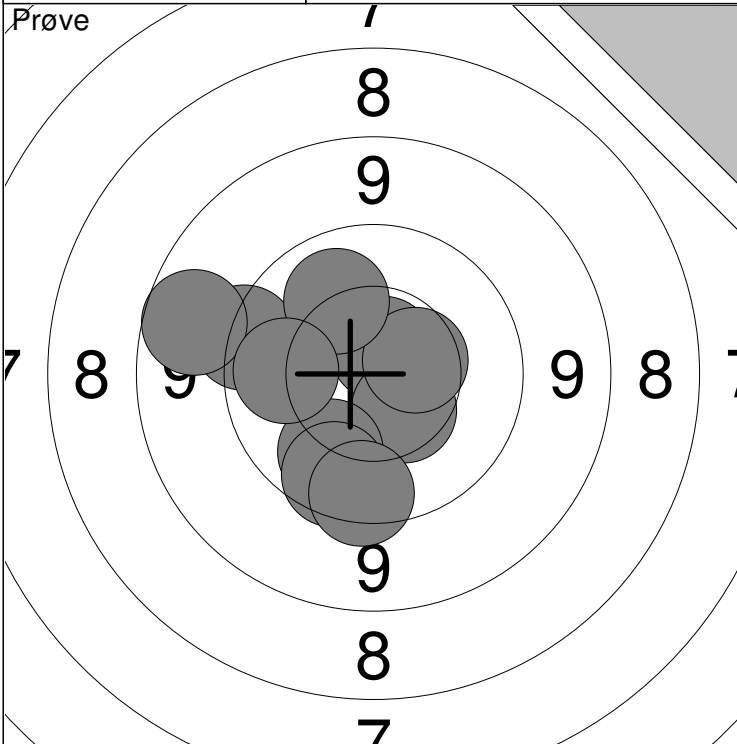
Hold
8

Skive
9

Simon Brix

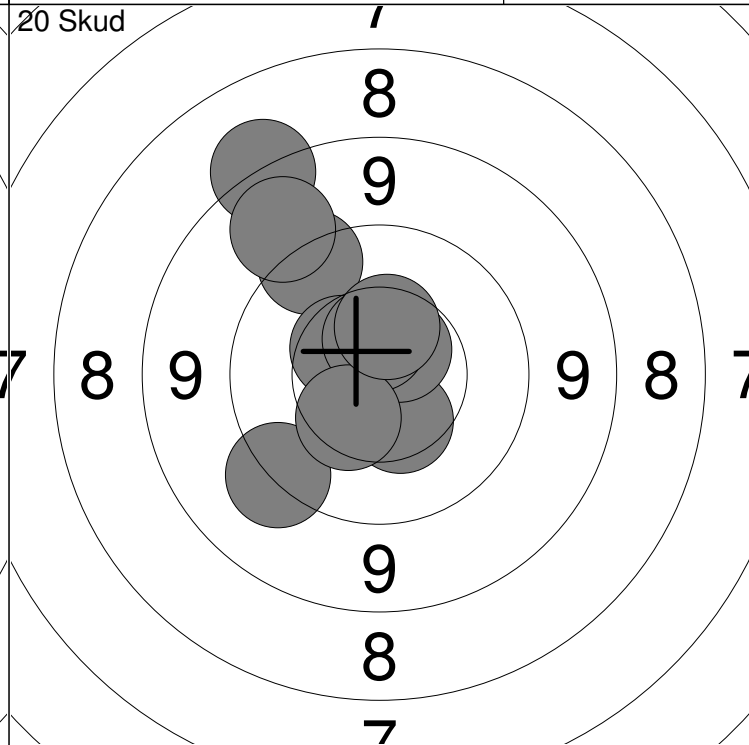
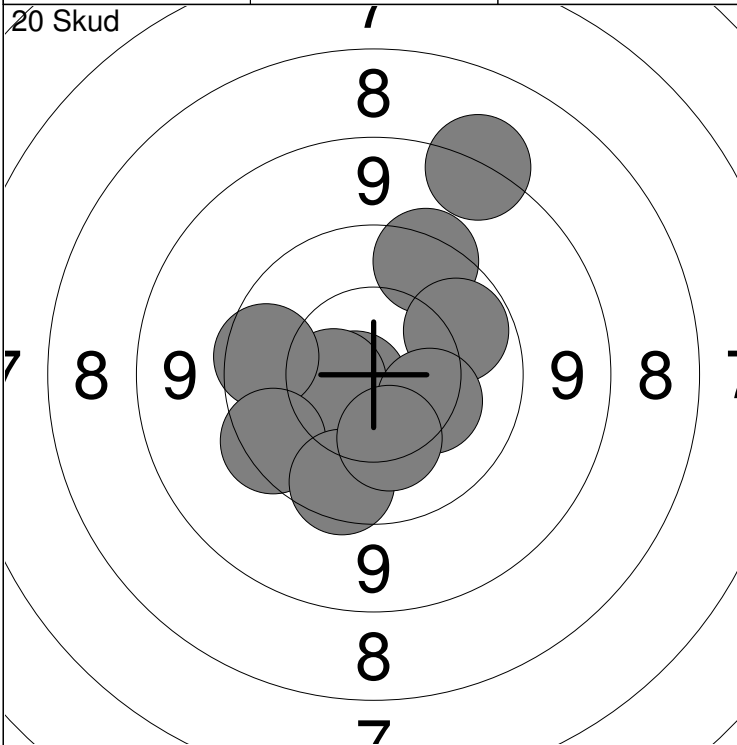
Aalborg Skyttekreds

MJ2



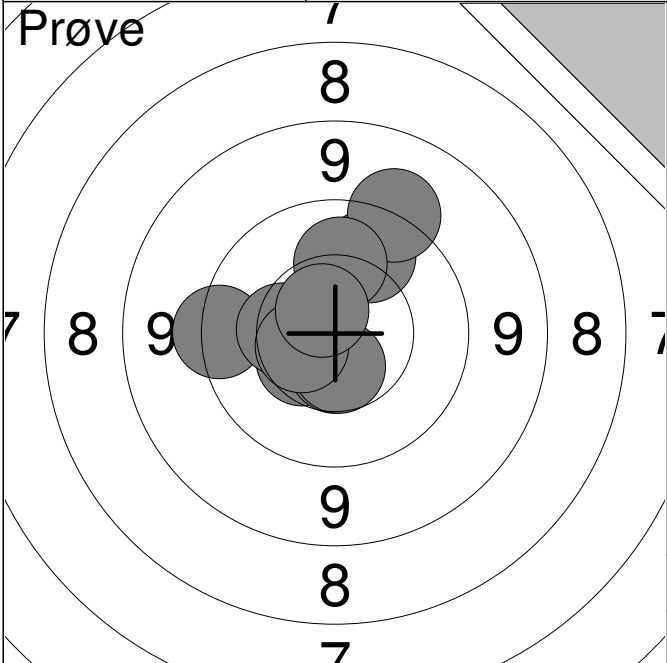
1: 9.5 ←	6: 9.8 ↓	Serie 95.0
2: *10.7 ↑	7: 8.9 ←	
3: 10.5 ↓	8: 9.7 ↓	Total 0.0
4: 10.5 →	9: 10.1 ↑	
5: 10.0 ↓	10: 10.0 ←	

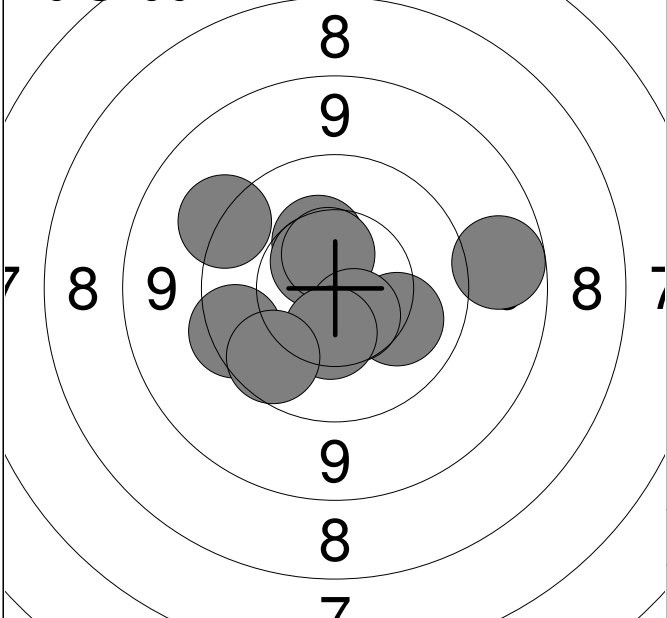
11: 9.7 ↑	Serie 19.0
12: 10.2 ↓	
	Total 0.0



1: *10.7 ←	6: 10.0 →	Serie 94.0
2: 10.5 ←	7: 9.8 ↓	
3: 9.8 ←	8: 10.3 →	Total 94.0
4: 9.7 ←	9: 10.3 ↓	
5: 9.6 ↑	10: 8.4 ↑	

11: 9.5 ↑	16: 9.4 ↓	Serie 95.0
12: 8.4 ↑	17: *10.6 ↑	
13: 9.1 ↑	18: 10.6 ↑	Total 189.0
14: 10.5 ↑	19: 10.4 ↓	
15: 10.4 ↓	20: 10.5 ↑	

Prøve 	<table style="width:100%; border-collapse: collapse;"> <tr><td>1:</td><td>10.5</td><td>↙</td></tr> <tr><td>2:</td><td>9.6</td><td>←</td></tr> <tr><td>3:</td><td>10.6</td><td>↓</td></tr> <tr><td>4:</td><td>10.3</td><td>←</td></tr> <tr><td>5:</td><td>10.6</td><td>↓</td></tr> <tr><td>6:</td><td>10.5</td><td>←</td></tr> <tr><td>7:</td><td>10.0</td><td>↗</td></tr> <tr><td>8:</td><td>9.4</td><td>↗</td></tr> <tr><td>9:</td><td>10.1</td><td>↑</td></tr> <tr><td>10:</td><td>*10.6</td><td>↗</td></tr> </table>	1:	10.5	↙	2:	9.6	←	3:	10.6	↓	4:	10.3	←	5:	10.6	↓	6:	10.5	←	7:	10.0	↗	8:	9.4	↗	9:	10.1	↑	10:	*10.6	↗
1:	10.5	↙																													
2:	9.6	←																													
3:	10.6	↓																													
4:	10.3	←																													
5:	10.6	↓																													
6:	10.5	←																													
7:	10.0	↗																													
8:	9.4	↗																													
9:	10.1	↑																													
10:	*10.6	↗																													
	Serie 98.0																														
	Total 0.0																														

20 Skud 	<table style="width:100%; border-collapse: collapse;"> <tr><td>1:</td><td>10.1</td><td>↘</td></tr> <tr><td>2:</td><td>8.9</td><td>→</td></tr> <tr><td>3:</td><td>10.4</td><td>↗</td></tr> <tr><td>4:</td><td>9.4</td><td>↗</td></tr> <tr><td>5:</td><td>9.7</td><td>←</td></tr> <tr><td>6:</td><td>10.6</td><td>↗</td></tr> <tr><td>7:</td><td>10.5</td><td>↗</td></tr> <tr><td>8:</td><td>10.6</td><td>↓</td></tr> <tr><td>9:</td><td>10.4</td><td>↓</td></tr> <tr><td>10:</td><td>9.9</td><td>↙</td></tr> </table>	1:	10.1	↘	2:	8.9	→	3:	10.4	↗	4:	9.4	↗	5:	9.7	←	6:	10.6	↗	7:	10.5	↗	8:	10.6	↓	9:	10.4	↓	10:	9.9	↙
1:	10.1	↘																													
2:	8.9	→																													
3:	10.4	↗																													
4:	9.4	↗																													
5:	9.7	←																													
6:	10.6	↗																													
7:	10.5	↗																													
8:	10.6	↓																													
9:	10.4	↓																													
10:	9.9	↙																													
	Serie 95.0																														
	Total 95.0																														

20 Skud 	<table style="width:100%; border-collapse: collapse;"> <tr><td>11:</td><td>9.4</td><td>↓</td></tr> <tr><td>12:</td><td>10.1</td><td>↑</td></tr> <tr><td>13:</td><td>10.6</td><td>↗</td></tr> <tr><td>14:</td><td>9.8</td><td>↗</td></tr> <tr><td>15:</td><td>9.7</td><td>↗</td></tr> <tr><td>16:</td><td>9.9</td><td>↗</td></tr> <tr><td>17:</td><td>*10.8</td><td>←</td></tr> <tr><td>18:</td><td>10.5</td><td>→</td></tr> <tr><td>19:</td><td>8.9</td><td>→</td></tr> <tr><td>20:</td><td>10.2</td><td>↘</td></tr> </table>	11:	9.4	↓	12:	10.1	↑	13:	10.6	↗	14:	9.8	↗	15:	9.7	↗	16:	9.9	↗	17:	*10.8	←	18:	10.5	→	19:	8.9	→	20:	10.2	↘
11:	9.4	↓																													
12:	10.1	↑																													
13:	10.6	↗																													
14:	9.8	↗																													
15:	9.7	↗																													
16:	9.9	↗																													
17:	*10.8	←																													
18:	10.5	→																													
19:	8.9	→																													
20:	10.2	↘																													
	Serie 94.0																														
	Total 189.0																														

Hold
8

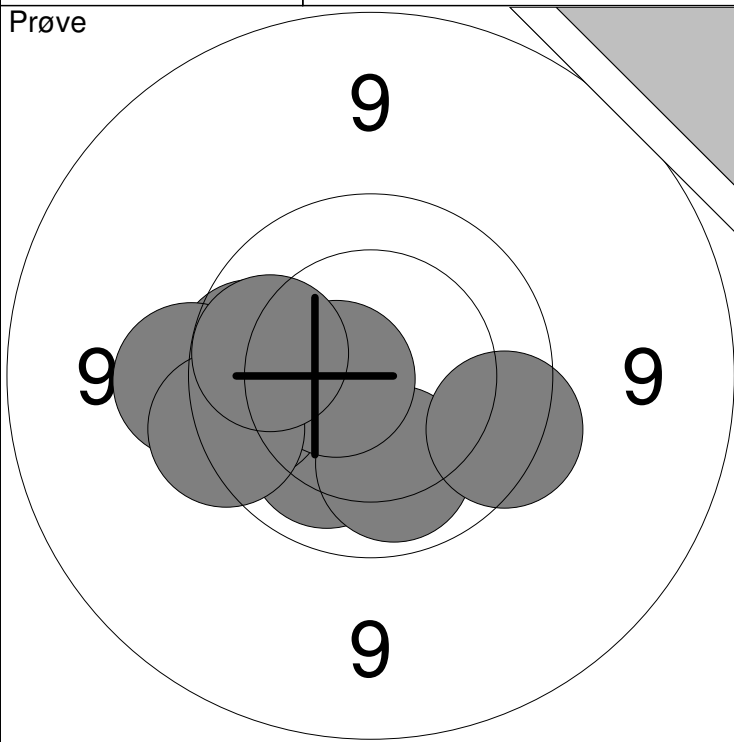
Skive
11

Emil Hoff Hjorth

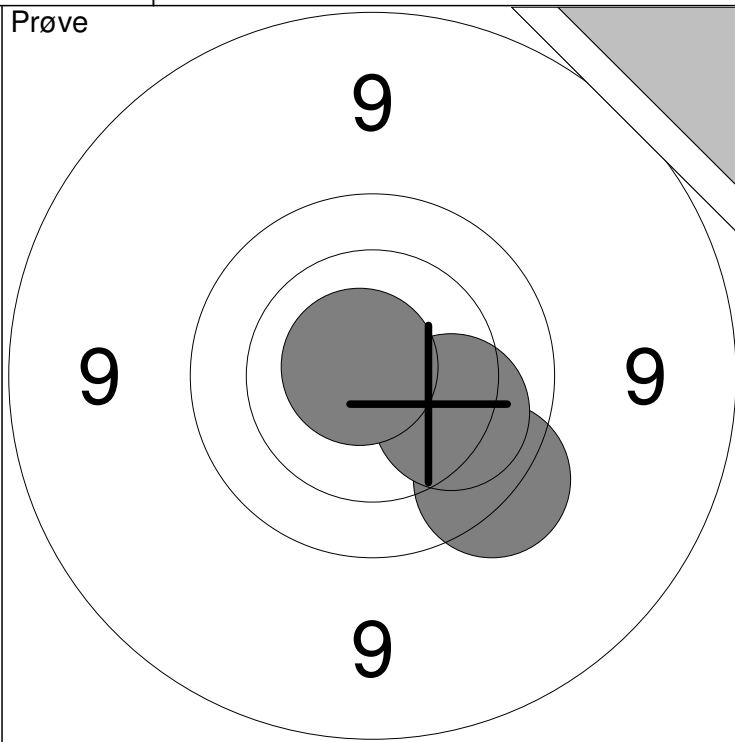
Vadum Skf.

MJ2

Prøve



Prøve



1: 10.4 ←
 2: 9.9 ←
 3: 10.1 ↘
 4: 10.1 ↘
 5: 9.8 ←

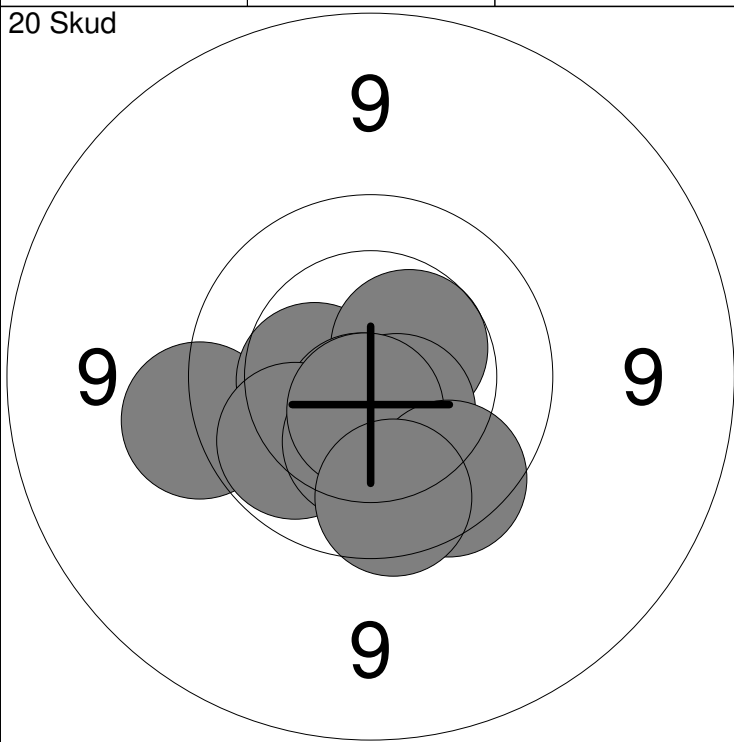
6: *10.6 ←
 7: 9.7 →
 8: 9.5 ←
 9: 9.7 ←
 10: 10.0 ←

Serie 95.0
 Total 0.0

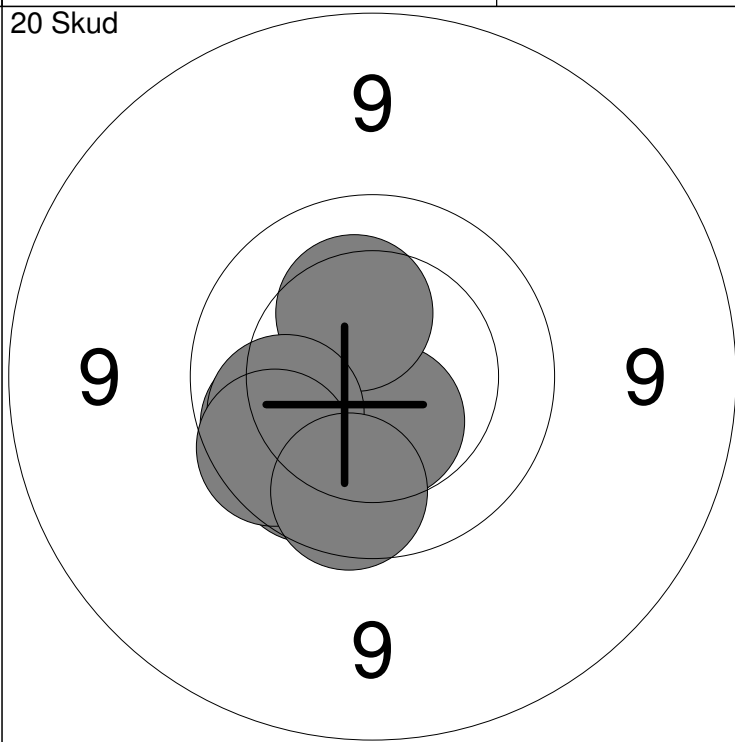
11: 9.7 ↘
 12: 10.1 ↘
 13: *10.8 ↗

Serie 29.0
 Total 0.0

20 Skud



20 Skud



1: 9.6 ←
 2: 10.4 ←
 3: 10.5 ↗
 4: *10.5 ↘
 5: *10.6 ↘

6: 10.0 ↘
 7: 10.3 ↘
 8: *10.6 ↘
 9: 9.8 ↘
 10: 9.8 ↘

Serie 97.0
 Total 97.0

11: *10.6 ↘
 12: 10.4 ↘
 13: 10.2 ↘
 14: 9.9 ↘
 15: 9.9 ←

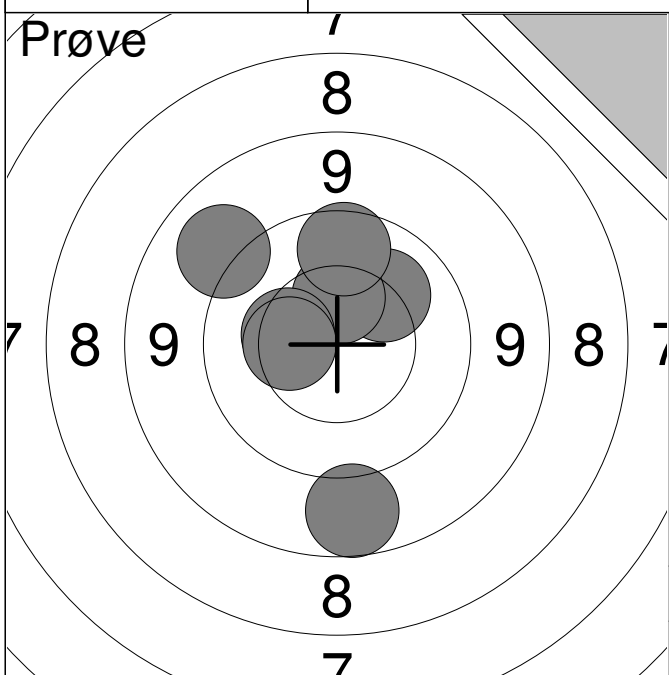
16: *10.5 ↘
 17: 10.3 ↗
 18: 10.0 ←
 19: 9.9 ←
 20: 9.9 ↘

Serie 96.0
 Total 193.0

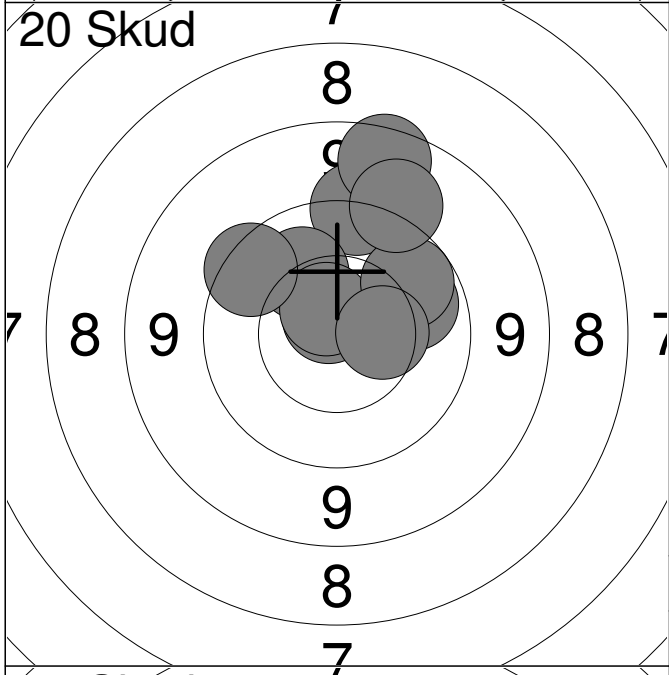
<p>Prøve</p>	<table style="width:100%; border-collapse: collapse;"> <tr><td style="text-align: right;">1:</td><td style="text-align: right;">9.8</td><td style="text-align: right;">↓</td></tr> <tr><td style="text-align: right;">2:</td><td style="text-align: right;">*10.5</td><td style="text-align: right;">↗</td></tr> <tr><td style="text-align: right;">3:</td><td style="text-align: right;">*10.7</td><td style="text-align: right;">↗</td></tr> <tr><td style="text-align: right;">4:</td><td style="text-align: right;">*10.6</td><td style="text-align: right;">↖</td></tr> <tr><td style="text-align: right;">5:</td><td style="text-align: right;">*10.7</td><td style="text-align: right;">↓</td></tr> </table> <table border="1" style="width:100%; border-collapse: collapse; margin-top: 10px;"> <tr> <td style="width:80%;">Serie</td> <td style="text-align: right;">49.0</td> </tr> <tr> <td>Total</td> <td style="text-align: right;">0.0</td> </tr> </table>	1:	9.8	↓	2:	*10.5	↗	3:	*10.7	↗	4:	*10.6	↖	5:	*10.7	↓	Serie	49.0	Total	0.0
1:	9.8	↓																		
2:	*10.5	↗																		
3:	*10.7	↗																		
4:	*10.6	↖																		
5:	*10.7	↓																		
Serie	49.0																			
Total	0.0																			

<p>20 Skud</p>	<table style="width:100%; border-collapse: collapse;"> <tr><td style="text-align: right;">1:</td><td style="text-align: right;">*10.6</td><td style="text-align: right;">↓</td></tr> <tr><td style="text-align: right;">2:</td><td style="text-align: right;">10.4</td><td style="text-align: right;">↗</td></tr> <tr><td style="text-align: right;">3:</td><td style="text-align: right;">*10.8</td><td style="text-align: right;">↗</td></tr> <tr><td style="text-align: right;">4:</td><td style="text-align: right;">10.5</td><td style="text-align: right;">↗</td></tr> <tr><td style="text-align: right;">5:</td><td style="text-align: right;">9.9</td><td style="text-align: right;">↓</td></tr> <tr><td style="text-align: right;">6:</td><td style="text-align: right;">10.5</td><td style="text-align: right;">↗</td></tr> <tr><td style="text-align: right;">7:</td><td style="text-align: right;">*10.7</td><td style="text-align: right;">↗</td></tr> <tr><td style="text-align: right;">8:</td><td style="text-align: right;">10.3</td><td style="text-align: right;">↗</td></tr> <tr><td style="text-align: right;">9:</td><td style="text-align: right;">10.0</td><td style="text-align: right;">↗</td></tr> <tr><td style="text-align: right;">10:</td><td style="text-align: right;">10.5</td><td style="text-align: right;">↖</td></tr> </table> <table border="1" style="width:100%; border-collapse: collapse; margin-top: 10px;"> <tr> <td style="width:80%;">Serie</td> <td style="text-align: right;">99.0</td> </tr> <tr> <td>Total</td> <td style="text-align: right;">99.0</td> </tr> </table>	1:	*10.6	↓	2:	10.4	↗	3:	*10.8	↗	4:	10.5	↗	5:	9.9	↓	6:	10.5	↗	7:	*10.7	↗	8:	10.3	↗	9:	10.0	↗	10:	10.5	↖	Serie	99.0	Total	99.0
1:	*10.6	↓																																	
2:	10.4	↗																																	
3:	*10.8	↗																																	
4:	10.5	↗																																	
5:	9.9	↓																																	
6:	10.5	↗																																	
7:	*10.7	↗																																	
8:	10.3	↗																																	
9:	10.0	↗																																	
10:	10.5	↖																																	
Serie	99.0																																		
Total	99.0																																		

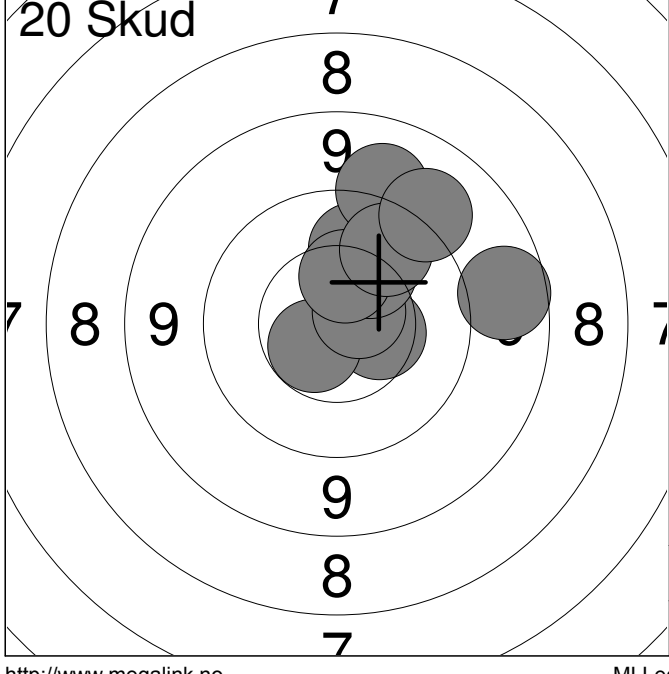
<p>20 Skud</p>	<table style="width:100%; border-collapse: collapse;"> <tr><td style="text-align: right;">11:</td><td style="text-align: right;">10.4</td><td style="text-align: right;">↓</td></tr> <tr><td style="text-align: right;">12:</td><td style="text-align: right;">*10.7</td><td style="text-align: right;">↓</td></tr> <tr><td style="text-align: right;">13:</td><td style="text-align: right;">*10.6</td><td style="text-align: right;">↖</td></tr> <tr><td style="text-align: right;">14:</td><td style="text-align: right;">*10.7</td><td style="text-align: right;">↗</td></tr> <tr><td style="text-align: right;">15:</td><td style="text-align: right;">*10.9</td><td style="text-align: right;">↓</td></tr> <tr><td style="text-align: right;">16:</td><td style="text-align: right;">*10.8</td><td style="text-align: right;">↗</td></tr> <tr><td style="text-align: right;">17:</td><td style="text-align: right;">*10.8</td><td style="text-align: right;">↗</td></tr> <tr><td style="text-align: right;">18:</td><td style="text-align: right;">*10.8</td><td style="text-align: right;">↗</td></tr> <tr><td style="text-align: right;">19:</td><td style="text-align: right;">10.3</td><td style="text-align: right;">↖</td></tr> <tr><td style="text-align: right;">20:</td><td style="text-align: right;">10.3</td><td style="text-align: right;">↗</td></tr> </table> <table border="1" style="width:100%; border-collapse: collapse; margin-top: 10px;"> <tr> <td style="width:80%;">Serie</td> <td style="text-align: right;">100.0</td> </tr> <tr> <td>Total</td> <td style="text-align: right;">199.0</td> </tr> </table>	11:	10.4	↓	12:	*10.7	↓	13:	*10.6	↖	14:	*10.7	↗	15:	*10.9	↓	16:	*10.8	↗	17:	*10.8	↗	18:	*10.8	↗	19:	10.3	↖	20:	10.3	↗	Serie	100.0	Total	199.0
11:	10.4	↓																																	
12:	*10.7	↓																																	
13:	*10.6	↖																																	
14:	*10.7	↗																																	
15:	*10.9	↓																																	
16:	*10.8	↗																																	
17:	*10.8	↗																																	
18:	*10.8	↗																																	
19:	10.3	↖																																	
20:	10.3	↗																																	
Serie	100.0																																		
Total	199.0																																		



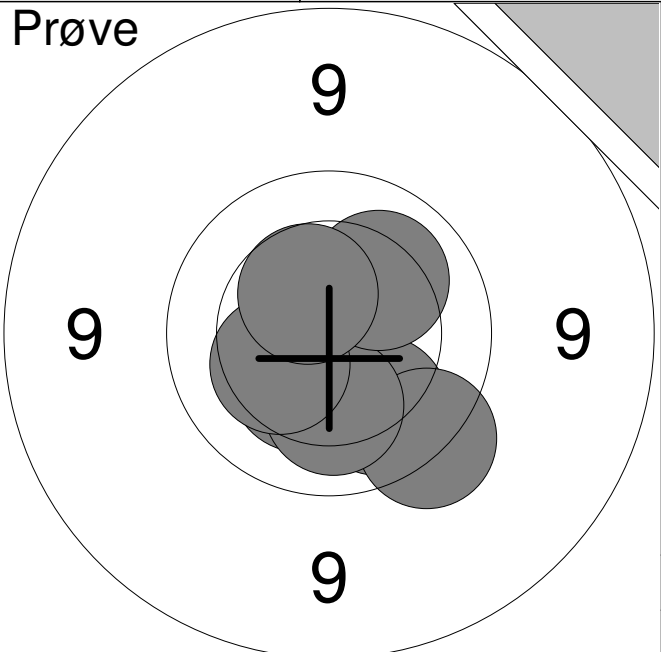
1:	9.2	↗
2:	8.9	↓
3:	10.2	↗
4:	10.4	↑
5:	9.8	↑
6:	10.4	↖
7:	10.4	↖
Serie		66.0
Total		0.0

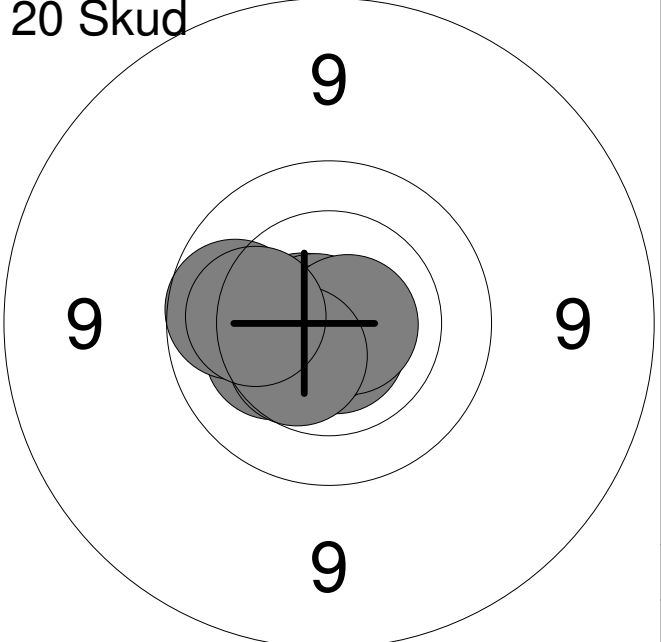


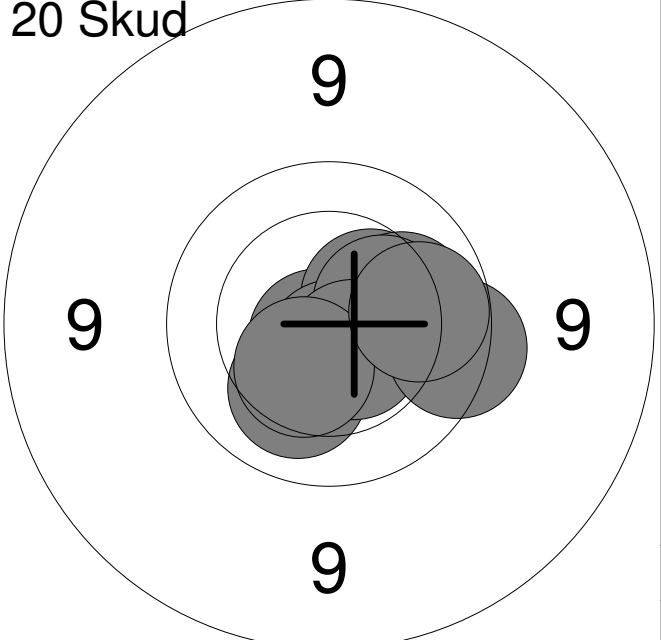
1:	10.0	→
2:	9.4	↑
3:	*10.7	↗
4:	8.8	↑
5:	10.1	↗
6:	*10.6	↗
7:	9.9	↗
8:	10.4	→
9:	9.2	↑
10:	9.7	↖
Serie		94.0
Total		94.0

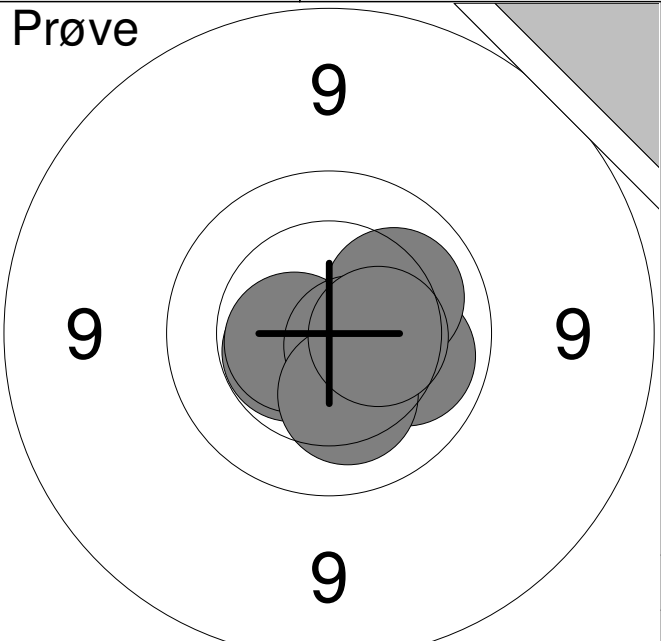


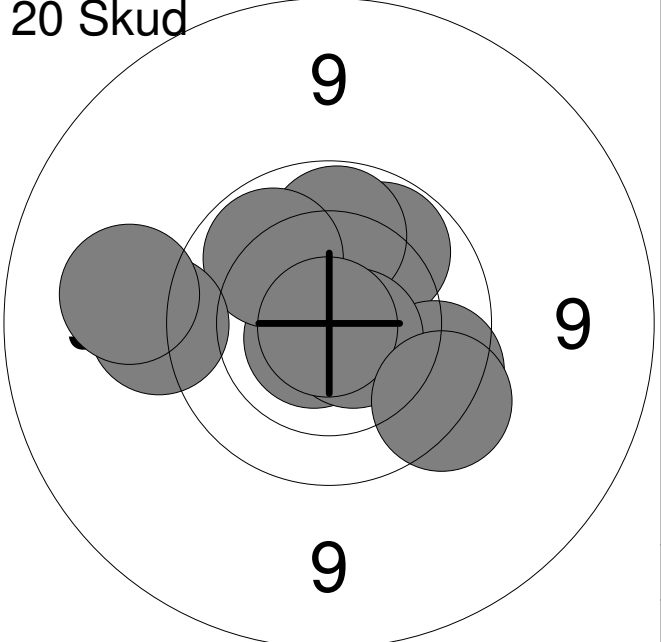
11:	10.4	→
12:	10.6	↖
13:	10.1	↑
14:	*10.7	↗
15:	8.9	→
16:	10.2	↗
17:	10.4	↑
18:	9.2	↑
19:	9.9	↗
20:	9.3	↗
Serie		95.0
Total		189.0

<p>Prøve</p> 	<table style="width:100%; border-collapse: collapse;"> <tr><td style="width:10%;">1:</td><td style="width:15%;">10.0</td><td style="width:10%; text-align: center;">↘</td></tr> <tr><td>2:</td><td>9.6</td><td style="text-align: center;">↘</td></tr> <tr><td>3:</td><td>10.3</td><td style="text-align: center;">↙</td></tr> <tr><td>4:</td><td>10.2</td><td style="text-align: center;">↘</td></tr> <tr><td>5:</td><td>10.3</td><td style="text-align: center;">↙</td></tr> <tr><td>6:</td><td>10.2</td><td style="text-align: center;">↗</td></tr> <tr><td>7:</td><td>10.5</td><td style="text-align: center;">↗</td></tr> </table>	1:	10.0	↘	2:	9.6	↘	3:	10.3	↙	4:	10.2	↘	5:	10.3	↙	6:	10.2	↗	7:	10.5	↗
1:	10.0	↘																				
2:	9.6	↘																				
3:	10.3	↙																				
4:	10.2	↘																				
5:	10.3	↙																				
6:	10.2	↗																				
7:	10.5	↗																				
<table style="width:100%; border-collapse: collapse;"> <tr> <td style="width:90%;">Serie</td> <td style="width:10%; text-align: right;">69.0</td> </tr> <tr> <td>Total</td> <td style="text-align: right;">0.0</td> </tr> </table>		Serie	69.0	Total	0.0																	
Serie	69.0																					
Total	0.0																					

<p>20 Skud</p> 	<table style="width:100%; border-collapse: collapse;"> <tr><td style="width:10%;">1:</td><td style="width:15%;">*10.8</td><td style="width:10%; text-align: center;">↙</td></tr> <tr><td>2:</td><td>10.3</td><td style="text-align: center;">↙</td></tr> <tr><td>3:</td><td>*10.7</td><td style="text-align: center;">↙</td></tr> <tr><td>4:</td><td>9.9</td><td style="text-align: center;">↙</td></tr> <tr><td>5:</td><td>*10.8</td><td style="text-align: center;">↙</td></tr> <tr><td>6:</td><td>*10.7</td><td style="text-align: center;">↘</td></tr> <tr><td>7:</td><td>*10.8</td><td style="text-align: center;">↙</td></tr> <tr><td>8:</td><td>*10.7</td><td style="text-align: center;">→</td></tr> <tr><td>9:</td><td>10.5</td><td style="text-align: center;">↙</td></tr> <tr><td>10:</td><td>10.2</td><td style="text-align: center;">↙</td></tr> </table>	1:	*10.8	↙	2:	10.3	↙	3:	*10.7	↙	4:	9.9	↙	5:	*10.8	↙	6:	*10.7	↘	7:	*10.8	↙	8:	*10.7	→	9:	10.5	↙	10:	10.2	↙
1:	*10.8	↙																													
2:	10.3	↙																													
3:	*10.7	↙																													
4:	9.9	↙																													
5:	*10.8	↙																													
6:	*10.7	↘																													
7:	*10.8	↙																													
8:	*10.7	→																													
9:	10.5	↙																													
10:	10.2	↙																													
<table style="width:100%; border-collapse: collapse;"> <tr> <td style="width:90%;">Serie</td> <td style="width:10%; text-align: right;">99.0</td> </tr> <tr> <td>Total</td> <td style="text-align: right;">99.0</td> </tr> </table>		Serie	99.0	Total	99.0																										
Serie	99.0																														
Total	99.0																														

<p>20 Skud</p> 	<table style="width:100%; border-collapse: collapse;"> <tr><td style="width:10%;">11:</td><td style="width:15%;">*10.7</td><td style="width:10%; text-align: center;">↘</td></tr> <tr><td>12:</td><td>10.4</td><td style="text-align: center;">↗</td></tr> <tr><td>13:</td><td>10.1</td><td style="text-align: center;">→</td></tr> <tr><td>14:</td><td>10.2</td><td style="text-align: center;">↘</td></tr> <tr><td>15:</td><td>*10.7</td><td style="text-align: center;">↘</td></tr> <tr><td>16:</td><td>10.3</td><td style="text-align: center;">↗</td></tr> <tr><td>17:</td><td>*10.6</td><td style="text-align: center;">↘</td></tr> <tr><td>18:</td><td>10.4</td><td style="text-align: center;">↙</td></tr> <tr><td>19:</td><td>9.7</td><td style="text-align: center;">→</td></tr> <tr><td>20:</td><td>10.0</td><td style="text-align: center;">→</td></tr> </table>	11:	*10.7	↘	12:	10.4	↗	13:	10.1	→	14:	10.2	↘	15:	*10.7	↘	16:	10.3	↗	17:	*10.6	↘	18:	10.4	↙	19:	9.7	→	20:	10.0	→
11:	*10.7	↘																													
12:	10.4	↗																													
13:	10.1	→																													
14:	10.2	↘																													
15:	*10.7	↘																													
16:	10.3	↗																													
17:	*10.6	↘																													
18:	10.4	↙																													
19:	9.7	→																													
20:	10.0	→																													
<table style="width:100%; border-collapse: collapse;"> <tr> <td style="width:90%;">Serie</td> <td style="width:10%; text-align: right;">99.0</td> </tr> <tr> <td>Total</td> <td style="text-align: right;">198.0</td> </tr> </table>		Serie	99.0	Total	198.0																										
Serie	99.0																														
Total	198.0																														

<p>Prøve</p> 	<table style="width:100%; border-collapse: collapse;"> <tr><td style="width:10%;">1:</td><td style="width:15%;">*10.5</td><td style="width:10%; text-align: right;">←</td></tr> <tr><td>2:</td><td>10.1</td><td style="text-align: right;">→</td></tr> <tr><td>3:</td><td>*10.6</td><td style="text-align: right;">←</td></tr> <tr><td>4:</td><td>10.1</td><td style="text-align: right;">→</td></tr> <tr><td>5:</td><td>*10.6</td><td style="text-align: right;">→</td></tr> <tr><td>6:</td><td>10.3</td><td style="text-align: right;">↓</td></tr> <tr><td>7:</td><td>10.4</td><td style="text-align: right;">→</td></tr> <tr><td colspan="3"><hr/></td></tr> <tr><td colspan="2">Serie</td><td style="text-align: right;">70.0</td></tr> <tr><td colspan="2">Total</td><td style="text-align: right;">0.0</td></tr> </table>	1:	*10.5	←	2:	10.1	→	3:	*10.6	←	4:	10.1	→	5:	*10.6	→	6:	10.3	↓	7:	10.4	→	<hr/>			Serie		70.0	Total		0.0
1:	*10.5	←																													
2:	10.1	→																													
3:	*10.6	←																													
4:	10.1	→																													
5:	*10.6	→																													
6:	10.3	↓																													
7:	10.4	→																													
<hr/>																															
Serie		70.0																													
Total		0.0																													

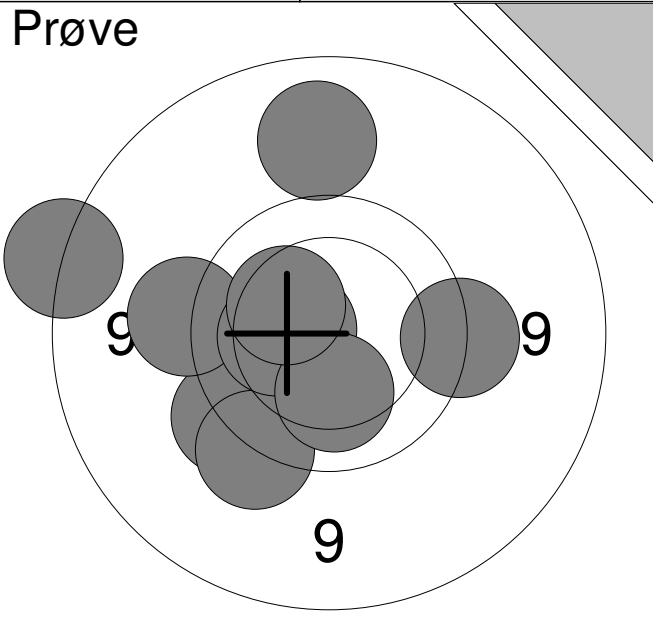
<p>20 Skud</p> 	<table style="width:100%; border-collapse: collapse;"> <tr><td style="width:10%;">1:</td><td style="width:15%;">10.0</td><td style="width:10%; text-align: right;">↗</td></tr> <tr><td>2:</td><td>10.0</td><td style="text-align: right;">↑</td></tr> <tr><td>3:</td><td>*10.7</td><td style="text-align: right;">↖</td></tr> <tr><td>4:</td><td>10.0</td><td style="text-align: right;">↗</td></tr> <tr><td>5:</td><td>9.5</td><td style="text-align: right;">←</td></tr> <tr><td>6:</td><td>9.3</td><td style="text-align: right;">←</td></tr> <tr><td>7:</td><td>9.8</td><td style="text-align: right;">→</td></tr> <tr><td>8:</td><td>*10.6</td><td style="text-align: right;">↘</td></tr> <tr><td>9:</td><td>*10.9</td><td style="text-align: right;">↓</td></tr> <tr><td>10:</td><td>9.7</td><td style="text-align: right;">↘</td></tr> <tr><td colspan="3"><hr/></td></tr> <tr><td colspan="2">Serie</td><td style="text-align: right;">96.0</td></tr> <tr><td colspan="2">Total</td><td style="text-align: right;">96.0</td></tr> </table>	1:	10.0	↗	2:	10.0	↑	3:	*10.7	↖	4:	10.0	↗	5:	9.5	←	6:	9.3	←	7:	9.8	→	8:	*10.6	↘	9:	*10.9	↓	10:	9.7	↘	<hr/>			Serie		96.0	Total		96.0
1:	10.0	↗																																						
2:	10.0	↑																																						
3:	*10.7	↖																																						
4:	10.0	↗																																						
5:	9.5	←																																						
6:	9.3	←																																						
7:	9.8	→																																						
8:	*10.6	↘																																						
9:	*10.9	↓																																						
10:	9.7	↘																																						
<hr/>																																								
Serie		96.0																																						
Total		96.0																																						

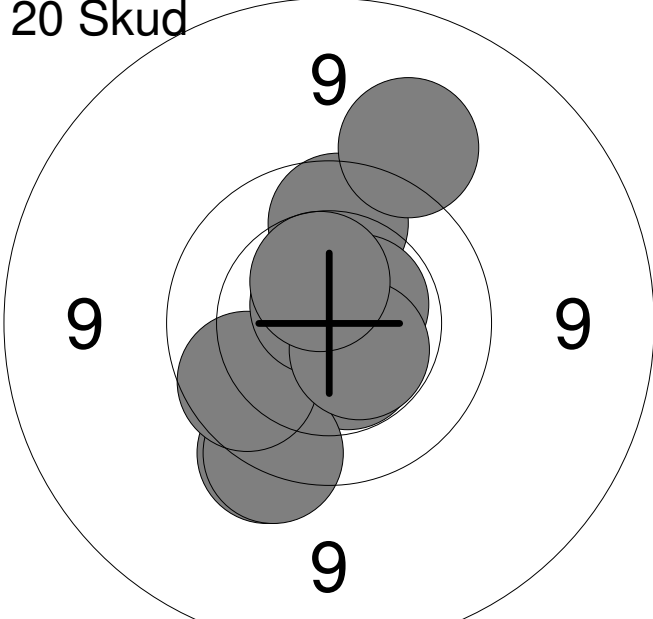
<p>20 Skud</p> 	<table style="width:100%; border-collapse: collapse;"> <tr><td style="width:10%;">11:</td><td style="width:15%;">*10.9</td><td style="width:10%; text-align: right;">↘</td></tr> <tr><td>12:</td><td>*10.6</td><td style="text-align: right;">↗</td></tr> <tr><td>13:</td><td>*10.6</td><td style="text-align: right;">↘</td></tr> <tr><td>14:</td><td>10.2</td><td style="text-align: right;">→</td></tr> <tr><td>15:</td><td>9.8</td><td style="text-align: right;">→</td></tr> <tr><td>16:</td><td>10.3</td><td style="text-align: right;">↗</td></tr> <tr><td>17:</td><td>9.9</td><td style="text-align: right;">↘</td></tr> <tr><td>18:</td><td>9.9</td><td style="text-align: right;">↘</td></tr> <tr><td>19:</td><td>10.5</td><td style="text-align: right;">↑</td></tr> <tr><td>20:</td><td>9.9</td><td style="text-align: right;">↘</td></tr> <tr><td colspan="3"><hr/></td></tr> <tr><td colspan="2">Serie</td><td style="text-align: right;">96.0</td></tr> <tr><td colspan="2">Total</td><td style="text-align: right;">192.0</td></tr> </table>	11:	*10.9	↘	12:	*10.6	↗	13:	*10.6	↘	14:	10.2	→	15:	9.8	→	16:	10.3	↗	17:	9.9	↘	18:	9.9	↘	19:	10.5	↑	20:	9.9	↘	<hr/>			Serie		96.0	Total		192.0
11:	*10.9	↘																																						
12:	*10.6	↗																																						
13:	*10.6	↘																																						
14:	10.2	→																																						
15:	9.8	→																																						
16:	10.3	↗																																						
17:	9.9	↘																																						
18:	9.9	↘																																						
19:	10.5	↑																																						
20:	9.9	↘																																						
<hr/>																																								
Serie		96.0																																						
Total		192.0																																						

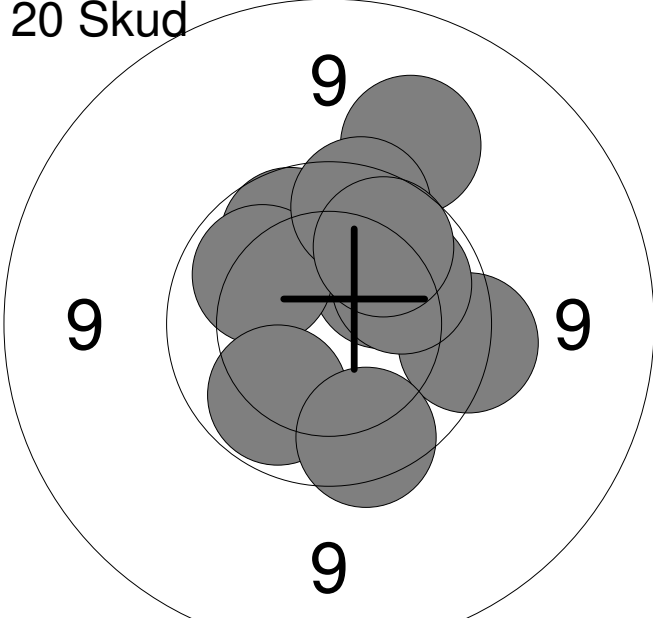
<p>Prøve</p>	<table style="width:100%; border-collapse: collapse;"> <tr><td style="width:10%;">1:</td><td style="width:20%;">10.2</td><td style="width:10%; text-align: right;">→</td></tr> <tr><td>2:</td><td>10.3</td><td style="text-align: right;">↘</td></tr> <tr><td>3:</td><td>9.8</td><td style="text-align: right;">→</td></tr> <tr><td>4:</td><td>9.7</td><td style="text-align: right;">↙</td></tr> <tr><td>5:</td><td>*10.8</td><td style="text-align: right;">↘</td></tr> <tr><td>6:</td><td>10.0</td><td style="text-align: right;">↙</td></tr> <tr><td>7:</td><td>*10.7</td><td style="text-align: right;">↙</td></tr> </table> <table border="1" style="width:100%; border-collapse: collapse; margin-top: 5px;"> <tr> <td style="width:80%;">Serie</td> <td style="text-align: right;">68.0</td> </tr> <tr> <td>Total</td> <td style="text-align: right;">0.0</td> </tr> </table>	1:	10.2	→	2:	10.3	↘	3:	9.8	→	4:	9.7	↙	5:	*10.8	↘	6:	10.0	↙	7:	*10.7	↙	Serie	68.0	Total	0.0
1:	10.2	→																								
2:	10.3	↘																								
3:	9.8	→																								
4:	9.7	↙																								
5:	*10.8	↘																								
6:	10.0	↙																								
7:	*10.7	↙																								
Serie	68.0																									
Total	0.0																									

<p>20 Skud</p>	<table style="width:100%; border-collapse: collapse;"> <tr><td style="width:10%;">1:</td><td style="width:20%;">10.1</td><td style="width:10%; text-align: right;">↙</td></tr> <tr><td>2:</td><td>10.2</td><td style="text-align: right;">↑</td></tr> <tr><td>3:</td><td>*10.7</td><td style="text-align: right;">↗</td></tr> <tr><td>4:</td><td>9.6</td><td style="text-align: right;">↗</td></tr> <tr><td>5:</td><td>10.3</td><td style="text-align: right;">↘</td></tr> <tr><td>6:</td><td>9.6</td><td style="text-align: right;">↙</td></tr> <tr><td>7:</td><td>10.3</td><td style="text-align: right;">↙</td></tr> <tr><td>8:</td><td>*10.7</td><td style="text-align: right;">↘</td></tr> <tr><td>9:</td><td>10.1</td><td style="text-align: right;">↘</td></tr> <tr><td>10:</td><td>*10.7</td><td style="text-align: right;">↗</td></tr> </table> <table border="1" style="width:100%; border-collapse: collapse; margin-top: 5px;"> <tr> <td style="width:80%;">Serie</td> <td style="text-align: right;">98.0</td> </tr> <tr> <td>Total</td> <td style="text-align: right;">98.0</td> </tr> </table>	1:	10.1	↙	2:	10.2	↑	3:	*10.7	↗	4:	9.6	↗	5:	10.3	↘	6:	9.6	↙	7:	10.3	↙	8:	*10.7	↘	9:	10.1	↘	10:	*10.7	↗	Serie	98.0	Total	98.0
1:	10.1	↙																																	
2:	10.2	↑																																	
3:	*10.7	↗																																	
4:	9.6	↗																																	
5:	10.3	↘																																	
6:	9.6	↙																																	
7:	10.3	↙																																	
8:	*10.7	↘																																	
9:	10.1	↘																																	
10:	*10.7	↗																																	
Serie	98.0																																		
Total	98.0																																		

<p>20 Skud</p>	<table style="width:100%; border-collapse: collapse;"> <tr><td style="width:10%;">11:</td><td style="width:20%;">10.1</td><td style="width:10%; text-align: right;">↘</td></tr> <tr><td>12:</td><td>9.8</td><td style="text-align: right;">↙</td></tr> <tr><td>13:</td><td>10.1</td><td style="text-align: right;">↙</td></tr> <tr><td>14:</td><td>10.1</td><td style="text-align: right;">↘</td></tr> <tr><td>15:</td><td>9.8</td><td style="text-align: right;">→</td></tr> <tr><td>16:</td><td>10.3</td><td style="text-align: right;">↙</td></tr> <tr><td>17:</td><td>10.2</td><td style="text-align: right;">↑</td></tr> <tr><td>18:</td><td>10.0</td><td style="text-align: right;">↙</td></tr> <tr><td>19:</td><td>9.5</td><td style="text-align: right;">↙</td></tr> <tr><td>20:</td><td>*10.6</td><td style="text-align: right;">↙</td></tr> </table> <table border="1" style="width:100%; border-collapse: collapse; margin-top: 5px;"> <tr> <td style="width:80%;">Serie</td> <td style="text-align: right;">97.0</td> </tr> <tr> <td>Total</td> <td style="text-align: right;">195.0</td> </tr> </table>	11:	10.1	↘	12:	9.8	↙	13:	10.1	↙	14:	10.1	↘	15:	9.8	→	16:	10.3	↙	17:	10.2	↑	18:	10.0	↙	19:	9.5	↙	20:	*10.6	↙	Serie	97.0	Total	195.0
11:	10.1	↘																																	
12:	9.8	↙																																	
13:	10.1	↙																																	
14:	10.1	↘																																	
15:	9.8	→																																	
16:	10.3	↙																																	
17:	10.2	↑																																	
18:	10.0	↙																																	
19:	9.5	↙																																	
20:	*10.6	↙																																	
Serie	97.0																																		
Total	195.0																																		

<p>Prøve</p> 	<table style="width:100%; border-collapse: collapse;"> <tr><td>1:</td><td>8.7</td><td>↖</td></tr> <tr><td>2:</td><td>9.6</td><td>↙</td></tr> <tr><td>3:</td><td>9.5</td><td>↖</td></tr> <tr><td>4:</td><td>9.5</td><td>↙</td></tr> <tr><td>5:</td><td>*10.5</td><td>↖</td></tr> <tr><td>6:</td><td>10.3</td><td>↖</td></tr> <tr><td>7:</td><td>10.2</td><td>↓</td></tr> <tr><td>8:</td><td>9.6</td><td>→</td></tr> <tr><td>9:</td><td>9.1</td><td>↑</td></tr> <tr><td>10:</td><td>10.3</td><td>↗</td></tr> </table>	1:	8.7	↖	2:	9.6	↙	3:	9.5	↖	4:	9.5	↙	5:	*10.5	↖	6:	10.3	↖	7:	10.2	↓	8:	9.6	→	9:	9.1	↑	10:	10.3	↗
1:	8.7	↖																													
2:	9.6	↙																													
3:	9.5	↖																													
4:	9.5	↙																													
5:	*10.5	↖																													
6:	10.3	↖																													
7:	10.2	↓																													
8:	9.6	→																													
9:	9.1	↑																													
10:	10.3	↗																													
	Serie 93.0																														
	Total 0.0																														

<p>20 Skud</p> 	<table style="width:100%; border-collapse: collapse;"> <tr><td>1:</td><td>*10.5</td><td>↓</td></tr> <tr><td>2:</td><td>9.6</td><td>↙</td></tr> <tr><td>3:</td><td>9.6</td><td>↙</td></tr> <tr><td>4:</td><td>9.9</td><td>↖</td></tr> <tr><td>5:</td><td>9.9</td><td>↑</td></tr> <tr><td>6:</td><td>*10.6</td><td>↗</td></tr> <tr><td>7:</td><td>*10.7</td><td>↑</td></tr> <tr><td>8:</td><td>9.3</td><td>↑</td></tr> <tr><td>9:</td><td>*10.5</td><td>↘</td></tr> <tr><td>10:</td><td>10.5</td><td>↑</td></tr> </table>	1:	*10.5	↓	2:	9.6	↙	3:	9.6	↙	4:	9.9	↖	5:	9.9	↑	6:	*10.6	↗	7:	*10.7	↑	8:	9.3	↑	9:	*10.5	↘	10:	10.5	↑
1:	*10.5	↓																													
2:	9.6	↙																													
3:	9.6	↙																													
4:	9.9	↖																													
5:	9.9	↑																													
6:	*10.6	↗																													
7:	*10.7	↑																													
8:	9.3	↑																													
9:	*10.5	↘																													
10:	10.5	↑																													
	Serie 95.0																														
	Total 95.0																														

<p>20 Skud</p> 	<table style="width:100%; border-collapse: collapse;"> <tr><td>11:</td><td>9.9</td><td>↗</td></tr> <tr><td>12:</td><td>10.2</td><td>↗</td></tr> <tr><td>13:</td><td>10.1</td><td>↗</td></tr> <tr><td>14:</td><td>9.7</td><td>→</td></tr> <tr><td>15:</td><td>9.3</td><td>↑</td></tr> <tr><td>16:</td><td>9.8</td><td>↑</td></tr> <tr><td>17:</td><td>10.0</td><td>↙</td></tr> <tr><td>18:</td><td>10.1</td><td>↗</td></tr> <tr><td>19:</td><td>9.8</td><td>↓</td></tr> <tr><td>20:</td><td>9.9</td><td>↗</td></tr> </table>	11:	9.9	↗	12:	10.2	↗	13:	10.1	↗	14:	9.7	→	15:	9.3	↑	16:	9.8	↑	17:	10.0	↙	18:	10.1	↗	19:	9.8	↓	20:	9.9	↗
11:	9.9	↗																													
12:	10.2	↗																													
13:	10.1	↗																													
14:	9.7	→																													
15:	9.3	↑																													
16:	9.8	↑																													
17:	10.0	↙																													
18:	10.1	↗																													
19:	9.8	↓																													
20:	9.9	↗																													
	Serie 94.0																														
	Total 189.0																														

<p>Prøve</p>	<table style="width:100%; border-collapse: collapse;"> <tr><td style="width:10%;">1:</td><td style="width:80%;">*10.7</td><td style="width:10%; text-align: right;">↙</td></tr> <tr><td>2:</td><td>9.7</td><td style="text-align: right;">↘</td></tr> <tr><td>3:</td><td>*10.5</td><td style="text-align: right;">↘</td></tr> <tr><td>4:</td><td>10.4</td><td style="text-align: right;">↘</td></tr> <tr><td>5:</td><td>10.3</td><td style="text-align: right;">→</td></tr> <tr><td>6:</td><td>10.4</td><td style="text-align: right;">↙</td></tr> <tr><td>7:</td><td>10.3</td><td style="text-align: right;">↙</td></tr> </table> <table border="1" style="width:100%; border-collapse: collapse; margin-top: 5px;"> <tr> <td style="width:90%;">Serie</td> <td style="width:10%; text-align: right;">69.0</td> </tr> <tr> <td>Total</td> <td style="text-align: right;">0.0</td> </tr> </table>	1:	*10.7	↙	2:	9.7	↘	3:	*10.5	↘	4:	10.4	↘	5:	10.3	→	6:	10.4	↙	7:	10.3	↙	Serie	69.0	Total	0.0
1:	*10.7	↙																								
2:	9.7	↘																								
3:	*10.5	↘																								
4:	10.4	↘																								
5:	10.3	→																								
6:	10.4	↙																								
7:	10.3	↙																								
Serie	69.0																									
Total	0.0																									

<p>20 Skud</p>	<table style="width:100%; border-collapse: collapse;"> <tr><td style="width:10%;">1:</td><td style="width:80%;">10.1</td><td style="width:10%; text-align: right;">↘</td></tr> <tr><td>2:</td><td>*10.7</td><td style="text-align: right;">→</td></tr> <tr><td>3:</td><td>9.8</td><td style="text-align: right;">↗</td></tr> <tr><td>4:</td><td>9.9</td><td style="text-align: right;">←</td></tr> <tr><td>5:</td><td>10.3</td><td style="text-align: right;">↗</td></tr> <tr><td>6:</td><td>*10.7</td><td style="text-align: right;">↗</td></tr> <tr><td>7:</td><td>*10.7</td><td style="text-align: right;">↙</td></tr> <tr><td>8:</td><td>10.3</td><td style="text-align: right;">↙</td></tr> <tr><td>9:</td><td>10.3</td><td style="text-align: right;">←</td></tr> <tr><td>10:</td><td>*10.8</td><td style="text-align: right;">←</td></tr> </table> <table border="1" style="width:100%; border-collapse: collapse; margin-top: 5px;"> <tr> <td style="width:90%;">Serie</td> <td style="width:10%; text-align: right;">98.0</td> </tr> <tr> <td>Total</td> <td style="text-align: right;">98.0</td> </tr> </table>	1:	10.1	↘	2:	*10.7	→	3:	9.8	↗	4:	9.9	←	5:	10.3	↗	6:	*10.7	↗	7:	*10.7	↙	8:	10.3	↙	9:	10.3	←	10:	*10.8	←	Serie	98.0	Total	98.0
1:	10.1	↘																																	
2:	*10.7	→																																	
3:	9.8	↗																																	
4:	9.9	←																																	
5:	10.3	↗																																	
6:	*10.7	↗																																	
7:	*10.7	↙																																	
8:	10.3	↙																																	
9:	10.3	←																																	
10:	*10.8	←																																	
Serie	98.0																																		
Total	98.0																																		

<p>20 Skud</p>	<table style="width:100%; border-collapse: collapse;"> <tr><td style="width:10%;">11:</td><td style="width:80%;">10.4</td><td style="width:10%; text-align: right;">↘</td></tr> <tr><td>12:</td><td>*10.6</td><td style="text-align: right;">↗</td></tr> <tr><td>13:</td><td>10.1</td><td style="text-align: right;">↘</td></tr> <tr><td>14:</td><td>10.3</td><td style="text-align: right;">←</td></tr> <tr><td>15:</td><td>*10.6</td><td style="text-align: right;">→</td></tr> <tr><td>16:</td><td>9.8</td><td style="text-align: right;">↗</td></tr> <tr><td>17:</td><td>10.2</td><td style="text-align: right;">↗</td></tr> <tr><td>18:</td><td>*10.6</td><td style="text-align: right;">↗</td></tr> <tr><td>19:</td><td>10.5</td><td style="text-align: right;">↗</td></tr> <tr><td>20:</td><td>*10.8</td><td style="text-align: right;">↘</td></tr> </table> <table border="1" style="width:100%; border-collapse: collapse; margin-top: 5px;"> <tr> <td style="width:90%;">Serie</td> <td style="width:10%; text-align: right;">99.0</td> </tr> <tr> <td>Total</td> <td style="text-align: right;">197.0</td> </tr> </table>	11:	10.4	↘	12:	*10.6	↗	13:	10.1	↘	14:	10.3	←	15:	*10.6	→	16:	9.8	↗	17:	10.2	↗	18:	*10.6	↗	19:	10.5	↗	20:	*10.8	↘	Serie	99.0	Total	197.0
11:	10.4	↘																																	
12:	*10.6	↗																																	
13:	10.1	↘																																	
14:	10.3	←																																	
15:	*10.6	→																																	
16:	9.8	↗																																	
17:	10.2	↗																																	
18:	*10.6	↗																																	
19:	10.5	↗																																	
20:	*10.8	↘																																	
Serie	99.0																																		
Total	197.0																																		

Hold

9

Skive

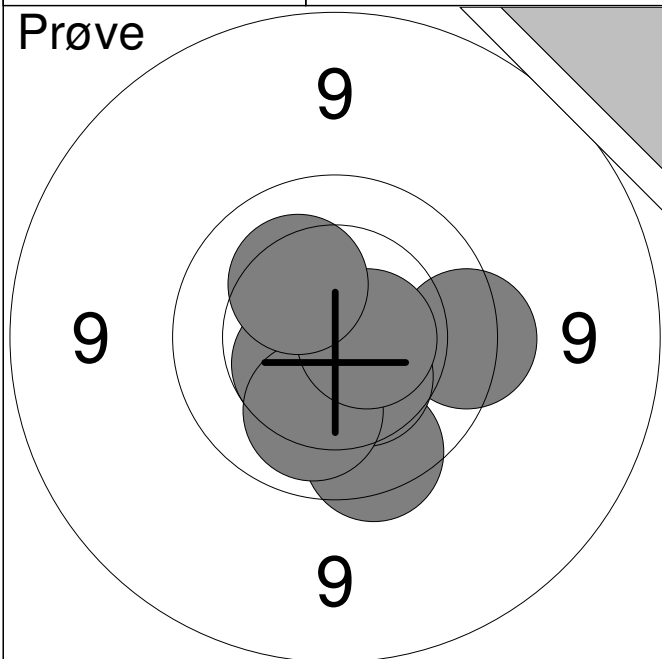
7

Benjamin Laursen

Vilsted Skf.

MJ1

Prøve

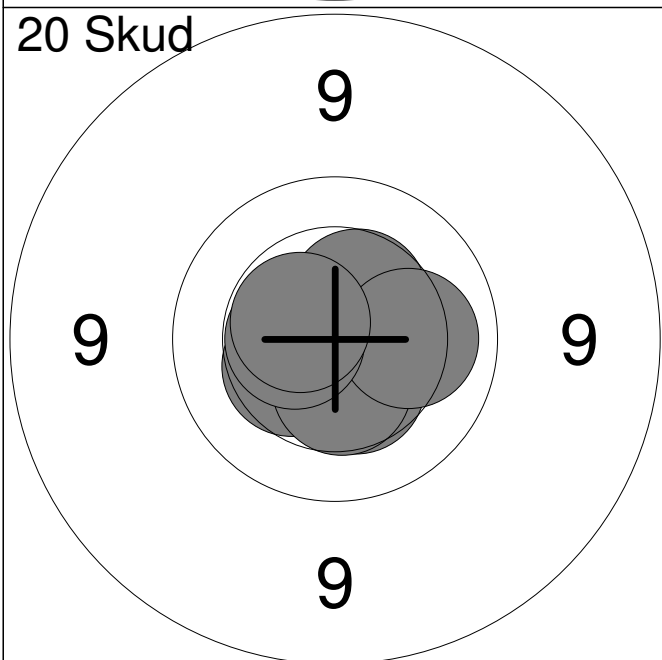


1:	9.7	→
2:	9.8	↓
3:	10.4	↓
4:	*10.5	↖
5:	10.1	↓
6:	*10.6	→
7:	10.3	↗

Serie 68.0

Total 0.0

20 Skud

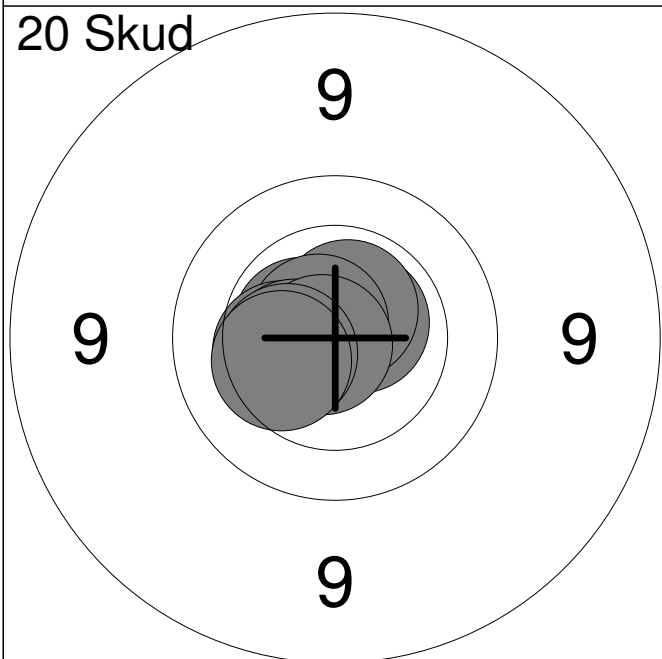


1:	10.4	↖
2:	*10.8	↓
3:	10.4	↓
4:	*10.8	↗
5:	10.4	↓
6:	*10.6	↗
7:	10.5	↗
8:	10.2	→
9:	*10.5	←
10:	*10.5	↖

Serie 100.0

Total 100.0

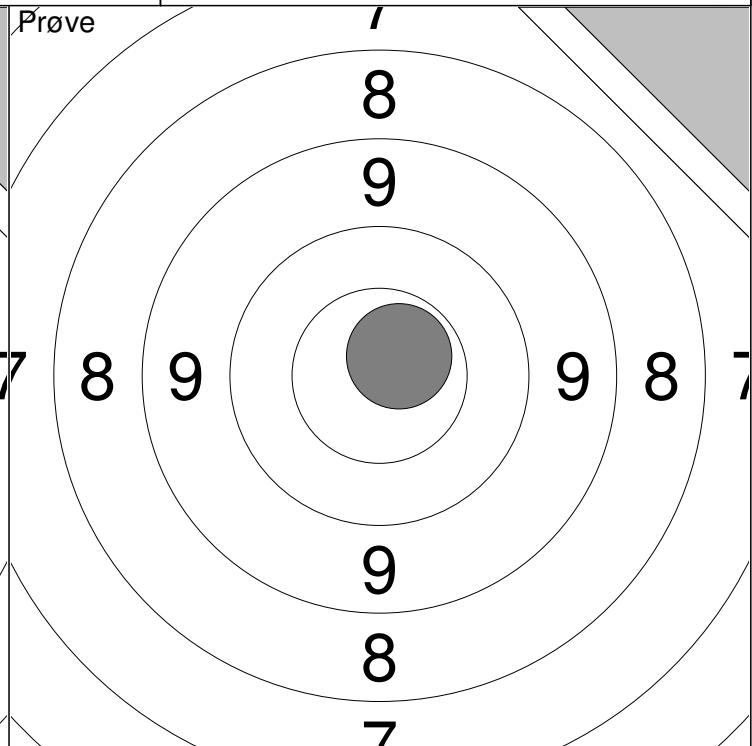
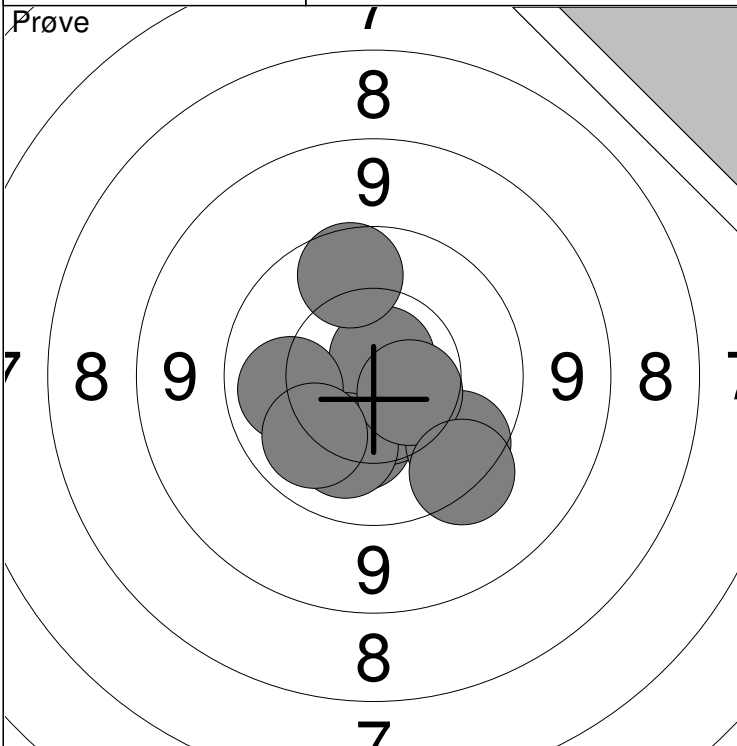
20 Skud



11:	*10.9	↖
12:	*10.6	↗
13:	*10.6	↗
14:	*10.6	↖
15:	*10.7	↗
16:	10.4	↖
17:	*10.5	↖
18:	*10.8	↖
19:	10.4	↖
20:	10.3	↖

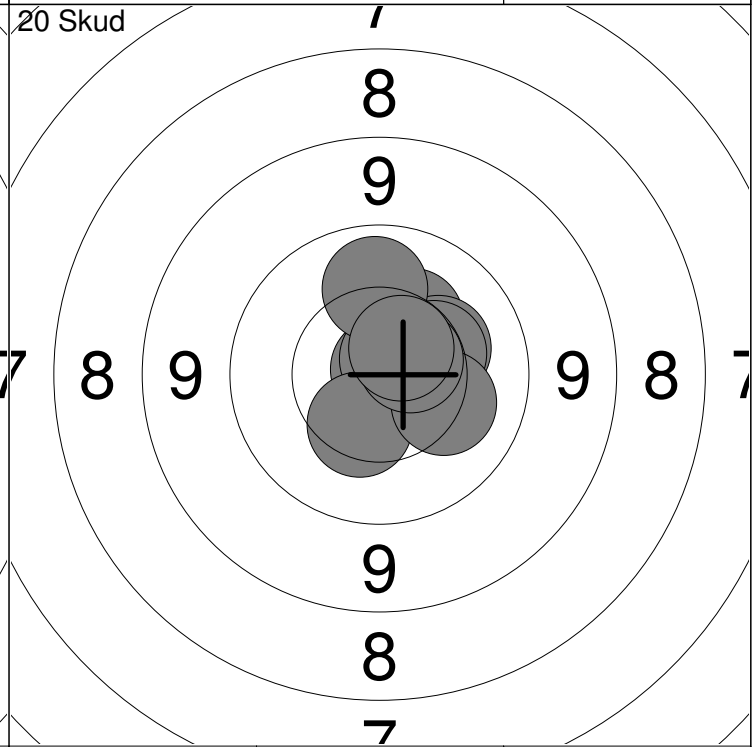
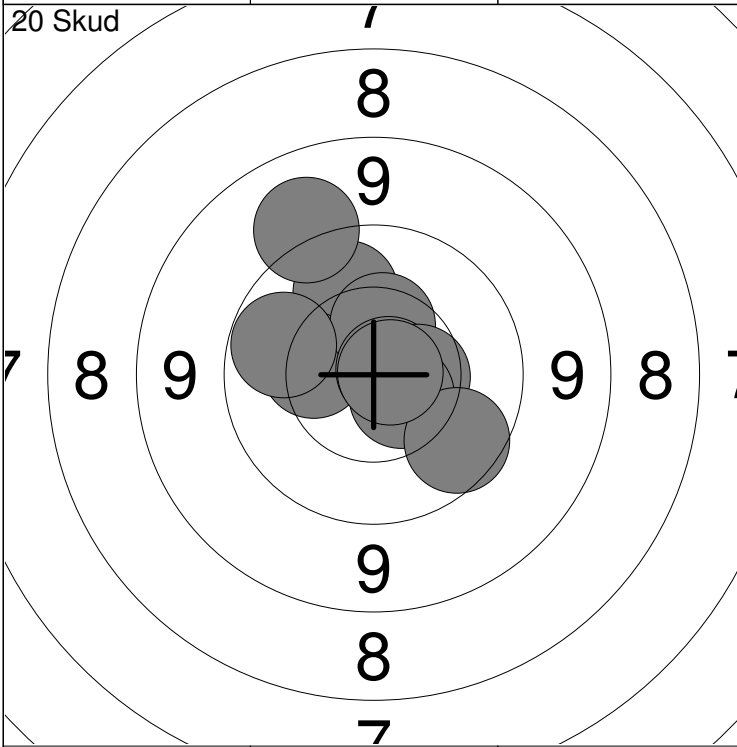
Serie 100.0

Total 200.0



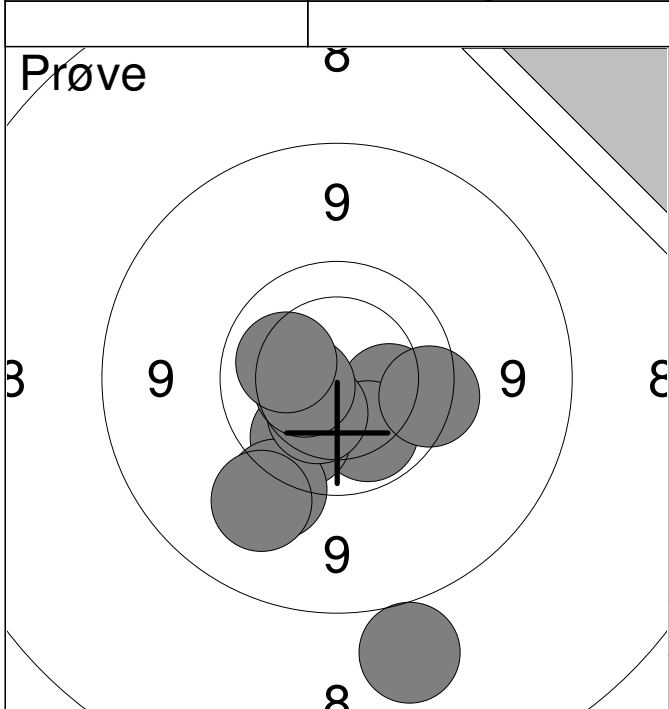
1: 10.3 ↓	6: 10.2 ↓	Serie	97.0
2: 10.6 ↓	7: 10.1 ←		
3: 9.8 ↘	8: 10.5 →	Total	0.0
4: *10.8 ↗	9: 9.6 ↓		
5: 9.9 ↗	10: 10.1 ↘		

11: *10.7 ↗	Serie	10.0
	Total	0.0

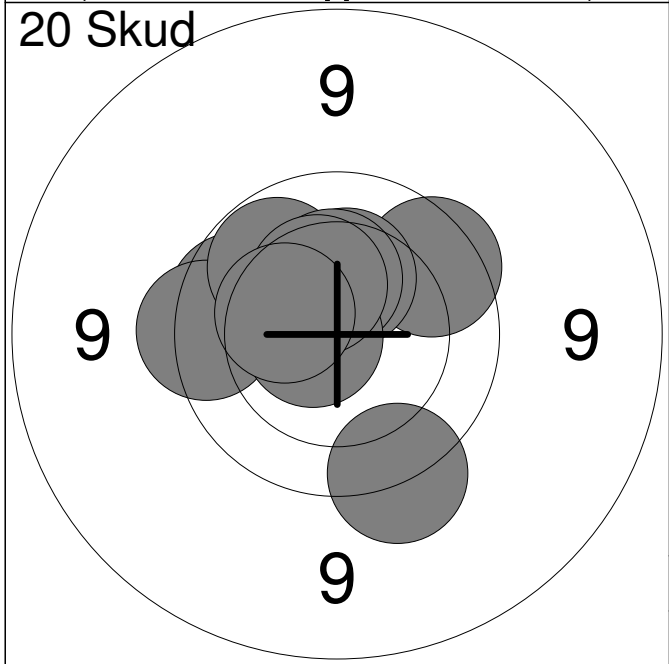


1: 10.1 ↗	6: 10.0 ←	Serie	98.0
2: 9.2 ↗	7: 10.5 →		
3: 10.3 ←	8: *10.6 ↓	Total	98.0
4: 10.4 ↗	9: 9.8 ↓		
5: *10.8 →	10: *10.8 →		

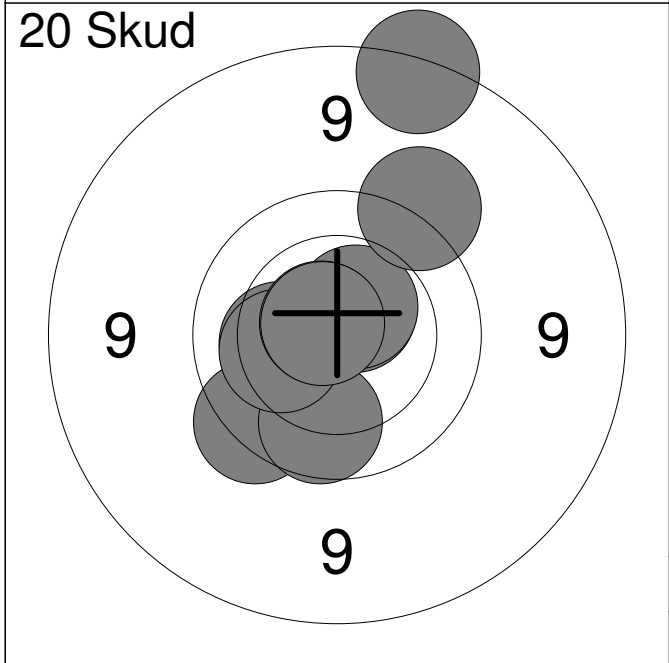
11: 10.3 ↗	16: 10.3 →	Serie	100.0
12: *10.9 ↗	17: 10.2 ↘		
13: *10.7 ↗	18: 10.1 ↑	Total	198.0
14: 10.3 →	19: *10.6 →		
15: 10.4 ↓	20: *10.6 ↗		



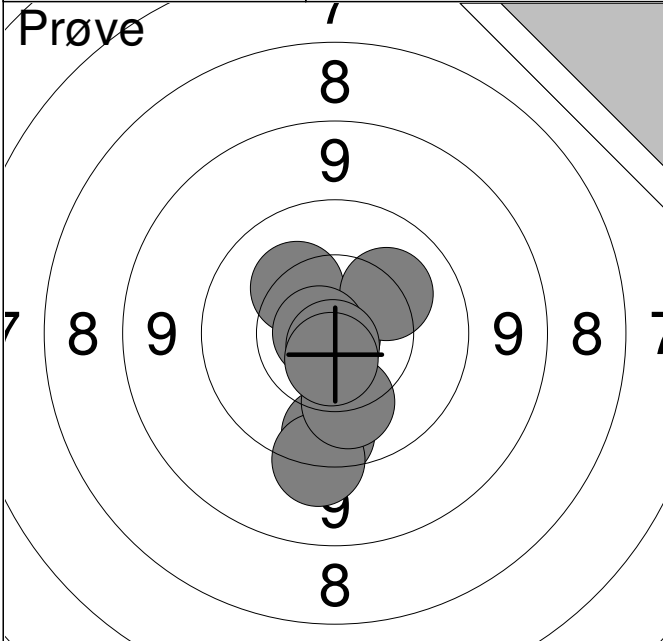
1:	8.4	↓
2:	10.1	→
3:	10.0	↓
4:	9.9	↓
5:	9.4	↓
6:	10.3	↓
7:	10.5	←
8:	9.7	→
9:	10.2	↑
10:	9.3	↙
Serie		94.0
Total		0.0

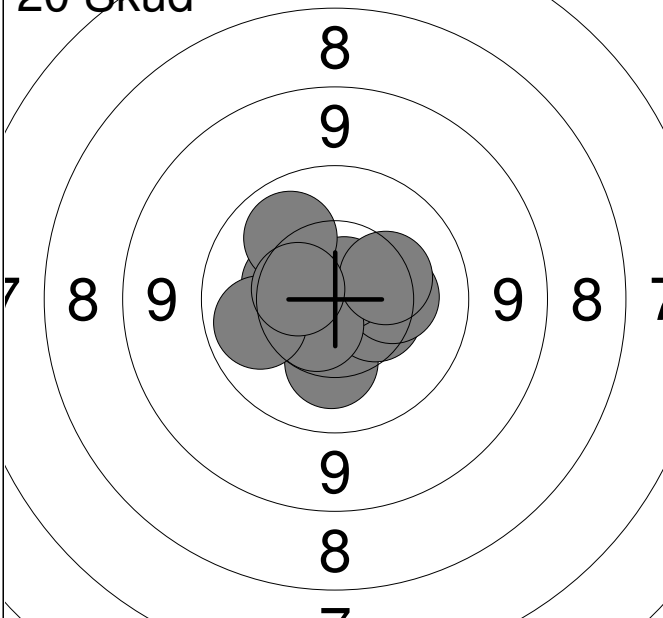


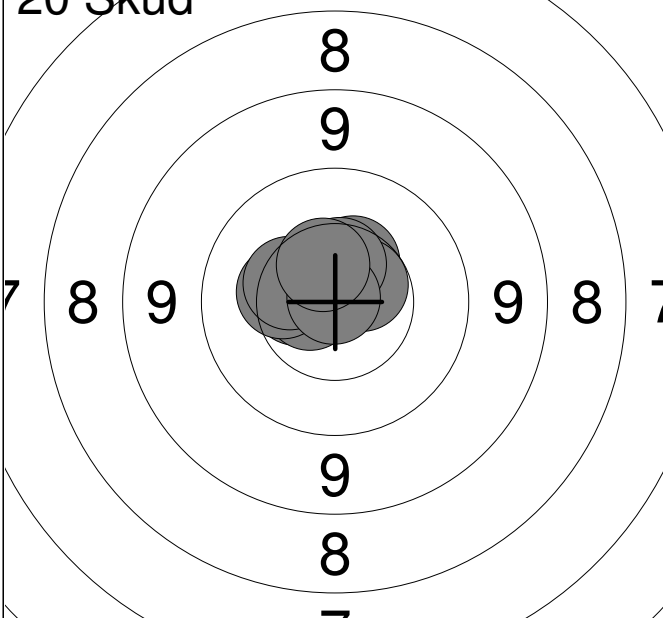
1:	9.6	↓
2:	9.9	←
3:	9.8	↗
4:	9.7	←
5:	10.0	↗
6:	10.3	↑
7:	10.4	↑
8:	*10.7	←
9:	10.4	↑
10:	10.3	↙
Serie		96.0
Total		96.0

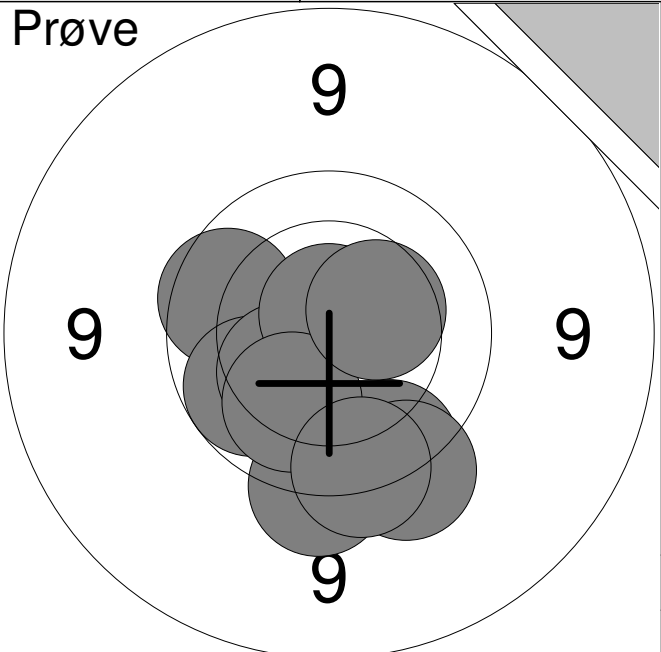


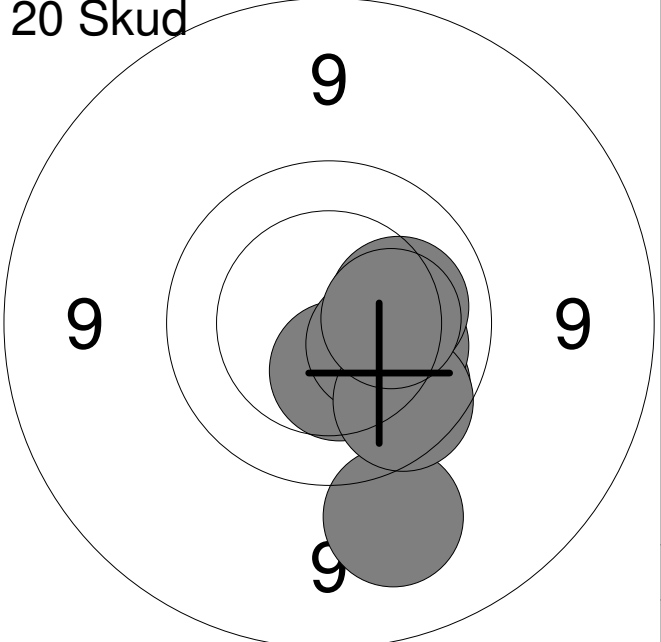
11:	9.7	↙
12:	9.9	↓
13:	8.7	↑
14:	10.3	←
15:	10.2	←
16:	*10.6	↗
17:	*10.5	↗
18:	9.5	↗
19:	*10.7	↗
20:	*10.7	↗
Serie		95.0
Total		191.0

Prøve 	<table style="width:100%; border-collapse: collapse;"> <tr><td style="width:10%;">1:</td><td style="width:20%;">9.8</td><td style="width:10%; text-align: right;">↓</td></tr> <tr><td>2:</td><td>9.4</td><td style="text-align: right;">↓</td></tr> <tr><td>3:</td><td>10.3</td><td style="text-align: right;">↗</td></tr> <tr><td>4:</td><td>10.1</td><td style="text-align: right;">↓</td></tr> <tr><td>5:</td><td>*10.9</td><td style="text-align: right;">↓</td></tr> <tr><td>6:</td><td>10.2</td><td style="text-align: right;">↗</td></tr> <tr><td>7:</td><td>*10.8</td><td style="text-align: right;">←</td></tr> <tr><td>8:</td><td>*10.8</td><td style="text-align: right;">↓</td></tr> <tr><td>9:</td><td>*10.6</td><td style="text-align: right;">↓</td></tr> </table>	1:	9.8	↓	2:	9.4	↓	3:	10.3	↗	4:	10.1	↓	5:	*10.9	↓	6:	10.2	↗	7:	*10.8	←	8:	*10.8	↓	9:	*10.6	↓
1:	9.8	↓																										
2:	9.4	↓																										
3:	10.3	↗																										
4:	10.1	↓																										
5:	*10.9	↓																										
6:	10.2	↗																										
7:	*10.8	←																										
8:	*10.8	↓																										
9:	*10.6	↓																										
	Serie 88.0																											
	Total 0.0																											

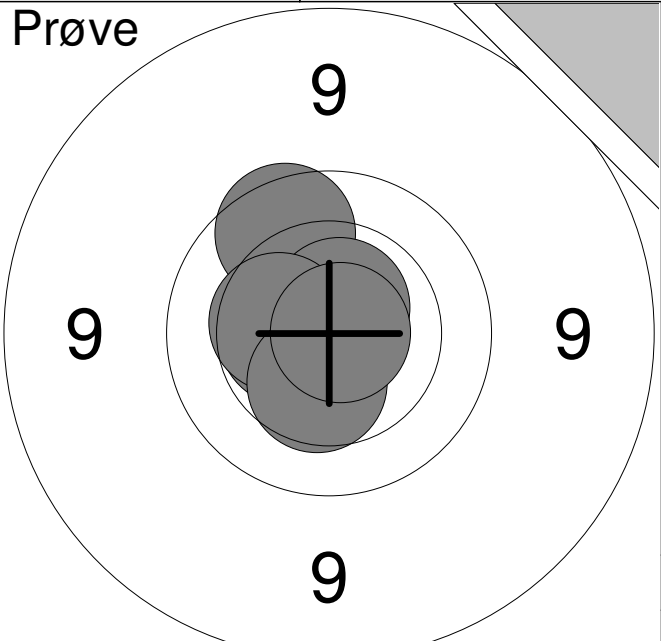
20 Skud 	<table style="width:100%; border-collapse: collapse;"> <tr><td style="width:10%;">1:</td><td style="width:20%;">10.2</td><td style="width:10%; text-align: right;">↓</td></tr> <tr><td>2:</td><td>10.5</td><td style="text-align: right;">→</td></tr> <tr><td>3:</td><td>10.3</td><td style="text-align: right;">→</td></tr> <tr><td>4:</td><td>*10.7</td><td style="text-align: right;">↗</td></tr> <tr><td>5:</td><td>10.4</td><td style="text-align: right;">←</td></tr> <tr><td>6:</td><td>*10.6</td><td style="text-align: right;">↘</td></tr> <tr><td>7:</td><td>10.1</td><td style="text-align: right;">↗</td></tr> <tr><td>8:</td><td>10.3</td><td style="text-align: right;">→</td></tr> <tr><td>9:</td><td>10.0</td><td style="text-align: right;">←</td></tr> <tr><td>10:</td><td>10.5</td><td style="text-align: right;">←</td></tr> </table>	1:	10.2	↓	2:	10.5	→	3:	10.3	→	4:	*10.7	↗	5:	10.4	←	6:	*10.6	↘	7:	10.1	↗	8:	10.3	→	9:	10.0	←	10:	10.5	←
1:	10.2	↓																													
2:	10.5	→																													
3:	10.3	→																													
4:	*10.7	↗																													
5:	10.4	←																													
6:	*10.6	↘																													
7:	10.1	↗																													
8:	10.3	→																													
9:	10.0	←																													
10:	10.5	←																													
	Serie 100.0																														
	Total 100.0																														

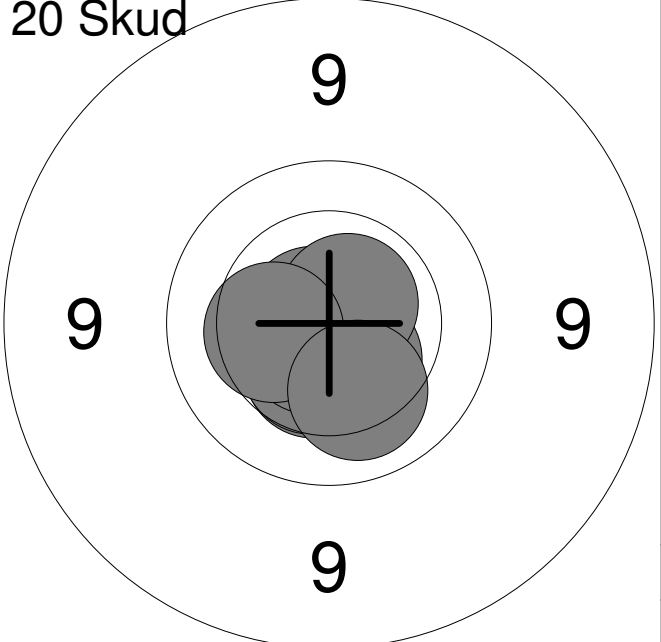
20 Skud 	<table style="width:100%; border-collapse: collapse;"> <tr><td style="width:10%;">11:</td><td style="width:20%;">*10.8</td><td style="width:10%; text-align: right;">↖</td></tr> <tr><td>12:</td><td>10.5</td><td style="text-align: right;">↗</td></tr> <tr><td>13:</td><td>10.6</td><td style="text-align: right;">↗</td></tr> <tr><td>14:</td><td>10.5</td><td style="text-align: right;">←</td></tr> <tr><td>15:</td><td>10.5</td><td style="text-align: right;">↑</td></tr> <tr><td>16:</td><td>*10.7</td><td style="text-align: right;">←</td></tr> <tr><td>17:</td><td>10.3</td><td style="text-align: right;">←</td></tr> <tr><td>18:</td><td>10.4</td><td style="text-align: right;">↗</td></tr> <tr><td>19:</td><td>*10.9</td><td style="text-align: right;">↗</td></tr> <tr><td>20:</td><td>10.5</td><td style="text-align: right;">↗</td></tr> </table>	11:	*10.8	↖	12:	10.5	↗	13:	10.6	↗	14:	10.5	←	15:	10.5	↑	16:	*10.7	←	17:	10.3	←	18:	10.4	↗	19:	*10.9	↗	20:	10.5	↗
11:	*10.8	↖																													
12:	10.5	↗																													
13:	10.6	↗																													
14:	10.5	←																													
15:	10.5	↑																													
16:	*10.7	←																													
17:	10.3	←																													
18:	10.4	↗																													
19:	*10.9	↗																													
20:	10.5	↗																													
	Serie 100.0																														
	Total 200.0																														

<p>Prøve</p> 	<table style="width:100%; border-collapse: collapse;"> <tr><td style="width:10%;">1:</td><td style="width:15%;">9.7</td><td style="width:10%; text-align: center;">↓</td></tr> <tr><td>2:</td><td>9.9</td><td style="text-align: center;">↗</td></tr> <tr><td>3:</td><td>9.6</td><td style="text-align: center;">↓</td></tr> <tr><td>4:</td><td>9.6</td><td style="text-align: center;">↓</td></tr> <tr><td>5:</td><td>10.0</td><td style="text-align: center;">↖</td></tr> <tr><td>6:</td><td>10.3</td><td style="text-align: center;">↖</td></tr> <tr><td>7:</td><td>*10.7</td><td style="text-align: center;">↑</td></tr> <tr><td>8:</td><td>10.1</td><td style="text-align: center;">↖</td></tr> <tr><td>9:</td><td>10.4</td><td style="text-align: center;">↗</td></tr> <tr><td>10:</td><td>9.7</td><td style="text-align: center;">↓</td></tr> </table>	1:	9.7	↓	2:	9.9	↗	3:	9.6	↓	4:	9.6	↓	5:	10.0	↖	6:	10.3	↖	7:	*10.7	↑	8:	10.1	↖	9:	10.4	↗	10:	9.7	↓
1:	9.7	↓																													
2:	9.9	↗																													
3:	9.6	↓																													
4:	9.6	↓																													
5:	10.0	↖																													
6:	10.3	↖																													
7:	*10.7	↑																													
8:	10.1	↖																													
9:	10.4	↗																													
10:	9.7	↓																													
	<table border="1" style="width:100%; border-collapse: collapse;"> <tr> <td style="width:10%;">Serie</td> <td style="width:15%;"></td> <td style="width:10%; text-align: right;">95.0</td> </tr> <tr> <td>Total</td> <td></td> <td style="text-align: right;">0.0</td> </tr> </table>	Serie		95.0	Total		0.0																								
Serie		95.0																													
Total		0.0																													

<p>20 Skud</p> 	<table style="width:100%; border-collapse: collapse;"> <tr><td style="width:10%;">1:</td><td style="width:15%;">10.0</td><td style="width:10%; text-align: center;">↓</td></tr> <tr><td>2:</td><td>9.3</td><td style="text-align: center;">↓</td></tr> <tr><td>3:</td><td>9.9</td><td style="text-align: center;">↓</td></tr> <tr><td>4:</td><td>10.2</td><td style="text-align: center;">↓</td></tr> <tr><td>5:</td><td>10.2</td><td style="text-align: center;">↘</td></tr> <tr><td>6:</td><td>10.4</td><td style="text-align: center;">↓</td></tr> <tr><td>7:</td><td>10.4</td><td style="text-align: center;">↓</td></tr> <tr><td>8:</td><td>9.9</td><td style="text-align: center;">↓</td></tr> <tr><td>9:</td><td>10.2</td><td style="text-align: center;">↗</td></tr> <tr><td>10:</td><td>10.3</td><td style="text-align: center;">↗</td></tr> </table>	1:	10.0	↓	2:	9.3	↓	3:	9.9	↓	4:	10.2	↓	5:	10.2	↘	6:	10.4	↓	7:	10.4	↓	8:	9.9	↓	9:	10.2	↗	10:	10.3	↗
1:	10.0	↓																													
2:	9.3	↓																													
3:	9.9	↓																													
4:	10.2	↓																													
5:	10.2	↘																													
6:	10.4	↓																													
7:	10.4	↓																													
8:	9.9	↓																													
9:	10.2	↗																													
10:	10.3	↗																													
	<table border="1" style="width:100%; border-collapse: collapse;"> <tr> <td style="width:10%;">Serie</td> <td style="width:15%;"></td> <td style="width:10%; text-align: right;">97.0</td> </tr> <tr> <td>Total</td> <td></td> <td style="text-align: right;">97.0</td> </tr> </table>	Serie		97.0	Total		97.0																								
Serie		97.0																													
Total		97.0																													

<p>20 Skud</p> 	<table style="width:100%; border-collapse: collapse;"> <tr><td style="width:10%;">11:</td><td style="width:15%;">10.3</td><td style="width:10%; text-align: center;">↗</td></tr> <tr><td>12:</td><td>10.2</td><td style="text-align: center;">↓</td></tr> <tr><td>13:</td><td>10.4</td><td style="text-align: center;">↗</td></tr> <tr><td>14:</td><td>10.0</td><td style="text-align: center;">↓</td></tr> <tr><td>15:</td><td>10.4</td><td style="text-align: center;">↖</td></tr> <tr><td>16:</td><td>*10.5</td><td style="text-align: center;">↑</td></tr> <tr><td>17:</td><td>10.0</td><td style="text-align: center;">↗</td></tr> <tr><td>18:</td><td>*10.5</td><td style="text-align: center;">↖</td></tr> <tr><td>19:</td><td>9.4</td><td style="text-align: center;">↗</td></tr> <tr><td>20:</td><td>10.5</td><td style="text-align: center;">↓</td></tr> </table>	11:	10.3	↗	12:	10.2	↓	13:	10.4	↗	14:	10.0	↓	15:	10.4	↖	16:	*10.5	↑	17:	10.0	↗	18:	*10.5	↖	19:	9.4	↗	20:	10.5	↓
11:	10.3	↗																													
12:	10.2	↓																													
13:	10.4	↗																													
14:	10.0	↓																													
15:	10.4	↖																													
16:	*10.5	↑																													
17:	10.0	↗																													
18:	*10.5	↖																													
19:	9.4	↗																													
20:	10.5	↓																													
	<table border="1" style="width:100%; border-collapse: collapse;"> <tr> <td style="width:10%;">Serie</td> <td style="width:15%;"></td> <td style="width:10%; text-align: right;">99.0</td> </tr> <tr> <td>Total</td> <td></td> <td style="text-align: right;">196.0</td> </tr> </table>	Serie		99.0	Total		196.0																								
Serie		99.0																													
Total		196.0																													

<p>Prøve</p> 	<table style="width:100%; border-collapse: collapse;"> <tr><td style="width:10%;">1:</td><td style="width:15%;">9.8</td><td style="width:10%; text-align: right;">↗</td></tr> <tr><td>2:</td><td>*10.7</td><td style="text-align: right;">↗</td></tr> <tr><td>3:</td><td>*10.5</td><td style="text-align: right;">↖</td></tr> <tr><td>4:</td><td>10.4</td><td style="text-align: right;">↖</td></tr> <tr><td>5:</td><td>10.4</td><td style="text-align: right;">↘</td></tr> <tr><td>6:</td><td>*10.8</td><td style="text-align: right;">→</td></tr> </table> <table border="1" style="width:100%; border-collapse: collapse; margin-top: 5px;"> <tr> <td style="width:80%;">Serie</td> <td style="text-align: right;">59.0</td> </tr> <tr> <td>Total</td> <td style="text-align: right;">0.0</td> </tr> </table>	1:	9.8	↗	2:	*10.7	↗	3:	*10.5	↖	4:	10.4	↖	5:	10.4	↘	6:	*10.8	→	Serie	59.0	Total	0.0
1:	9.8	↗																					
2:	*10.7	↗																					
3:	*10.5	↖																					
4:	10.4	↖																					
5:	10.4	↘																					
6:	*10.8	→																					
Serie	59.0																						
Total	0.0																						

<p>20 Skud</p> 	<table style="width:100%; border-collapse: collapse;"> <tr><td style="width:10%;">1:</td><td style="width:15%;">*10.8</td><td style="width:10%; text-align: right;">↗</td></tr> <tr><td>2:</td><td>10.4</td><td style="text-align: right;">↘</td></tr> <tr><td>3:</td><td>*10.9</td><td style="text-align: right;">↘</td></tr> <tr><td>4:</td><td>10.5</td><td style="text-align: right;">↘</td></tr> <tr><td>5:</td><td>10.5</td><td style="text-align: right;">↘</td></tr> <tr><td>6:</td><td>*10.7</td><td style="text-align: right;">↘</td></tr> <tr><td>7:</td><td>*10.7</td><td style="text-align: right;">↖</td></tr> <tr><td>8:</td><td>*10.7</td><td style="text-align: right;">↗</td></tr> <tr><td>9:</td><td>10.3</td><td style="text-align: right;">↖</td></tr> <tr><td>10:</td><td>10.2</td><td style="text-align: right;">↘</td></tr> </table> <table border="1" style="width:100%; border-collapse: collapse; margin-top: 5px;"> <tr> <td style="width:80%;">Serie</td> <td style="text-align: right;">100.0</td> </tr> <tr> <td>Total</td> <td style="text-align: right;">100.0</td> </tr> </table>	1:	*10.8	↗	2:	10.4	↘	3:	*10.9	↘	4:	10.5	↘	5:	10.5	↘	6:	*10.7	↘	7:	*10.7	↖	8:	*10.7	↗	9:	10.3	↖	10:	10.2	↘	Serie	100.0	Total	100.0
1:	*10.8	↗																																	
2:	10.4	↘																																	
3:	*10.9	↘																																	
4:	10.5	↘																																	
5:	10.5	↘																																	
6:	*10.7	↘																																	
7:	*10.7	↖																																	
8:	*10.7	↗																																	
9:	10.3	↖																																	
10:	10.2	↘																																	
Serie	100.0																																		
Total	100.0																																		

<p>20 Skud</p> 	<table style="width:100%; border-collapse: collapse;"> <tr><td style="width:10%;">11:</td><td style="width:15%;">*10.6</td><td style="width:10%; text-align: right;">→</td></tr> <tr><td>12:</td><td>*10.7</td><td style="text-align: right;">↖</td></tr> <tr><td>13:</td><td>*10.5</td><td style="text-align: right;">↘</td></tr> <tr><td>14:</td><td>9.9</td><td style="text-align: right;">↖</td></tr> <tr><td>15:</td><td>*10.8</td><td style="text-align: right;">↘</td></tr> <tr><td>16:</td><td>9.9</td><td style="text-align: right;">↘</td></tr> <tr><td>17:</td><td>9.9</td><td style="text-align: right;">↘</td></tr> <tr><td>18:</td><td>9.8</td><td style="text-align: right;">↖</td></tr> <tr><td>19:</td><td>*10.6</td><td style="text-align: right;">↖</td></tr> <tr><td>20:</td><td>*10.8</td><td style="text-align: right;">↘</td></tr> </table> <table border="1" style="width:100%; border-collapse: collapse; margin-top: 5px;"> <tr> <td style="width:80%;">Serie</td> <td style="text-align: right;">96.0</td> </tr> <tr> <td>Total</td> <td style="text-align: right;">196.0</td> </tr> </table>	11:	*10.6	→	12:	*10.7	↖	13:	*10.5	↘	14:	9.9	↖	15:	*10.8	↘	16:	9.9	↘	17:	9.9	↘	18:	9.8	↖	19:	*10.6	↖	20:	*10.8	↘	Serie	96.0	Total	196.0
11:	*10.6	→																																	
12:	*10.7	↖																																	
13:	*10.5	↘																																	
14:	9.9	↖																																	
15:	*10.8	↘																																	
16:	9.9	↘																																	
17:	9.9	↘																																	
18:	9.8	↖																																	
19:	*10.6	↖																																	
20:	*10.8	↘																																	
Serie	96.0																																		
Total	196.0																																		

<p>Prøve</p>	<table style="width:100%; border-collapse: collapse;"> <tr><td>1:</td><td>9.7</td><td>→</td></tr> <tr><td>2:</td><td>9.7</td><td>↗</td></tr> <tr><td>3:</td><td>10.2</td><td>↗</td></tr> <tr><td>4:</td><td>9.8</td><td>↙</td></tr> <tr><td>5:</td><td>10.3</td><td>↗</td></tr> <tr><td>6:</td><td>10.2</td><td>↙</td></tr> <tr><td>7:</td><td>9.7</td><td>↗</td></tr> <tr><td>8:</td><td>*10.8</td><td>↙</td></tr> </table>	1:	9.7	→	2:	9.7	↗	3:	10.2	↗	4:	9.8	↙	5:	10.3	↗	6:	10.2	↙	7:	9.7	↗	8:	*10.8	↙
1:	9.7	→																							
2:	9.7	↗																							
3:	10.2	↗																							
4:	9.8	↙																							
5:	10.3	↗																							
6:	10.2	↙																							
7:	9.7	↗																							
8:	*10.8	↙																							
	<table border="1" style="width:100%; border-collapse: collapse;"> <tr> <td style="width:80%;">Serie</td> <td style="text-align: right;">76.0</td> </tr> <tr> <td>Total</td> <td style="text-align: right;">0.0</td> </tr> </table>	Serie	76.0	Total	0.0																				
Serie	76.0																								
Total	0.0																								

<p>20 Skud</p>	<table style="width:100%; border-collapse: collapse;"> <tr><td>1:</td><td>10.3</td><td>↙</td></tr> <tr><td>2:</td><td>9.8</td><td>←</td></tr> <tr><td>3:</td><td>10.4</td><td>↙</td></tr> <tr><td>4:</td><td>9.8</td><td>←</td></tr> <tr><td>5:</td><td>10.1</td><td>→</td></tr> <tr><td>6:</td><td>9.6</td><td>→</td></tr> <tr><td>7:</td><td>10.1</td><td>↙</td></tr> <tr><td>8:</td><td>9.8</td><td>↗</td></tr> <tr><td>9:</td><td>9.9</td><td>↗</td></tr> <tr><td>10:</td><td>9.7</td><td>↙</td></tr> </table>	1:	10.3	↙	2:	9.8	←	3:	10.4	↙	4:	9.8	←	5:	10.1	→	6:	9.6	→	7:	10.1	↙	8:	9.8	↗	9:	9.9	↗	10:	9.7	↙
1:	10.3	↙																													
2:	9.8	←																													
3:	10.4	↙																													
4:	9.8	←																													
5:	10.1	→																													
6:	9.6	→																													
7:	10.1	↙																													
8:	9.8	↗																													
9:	9.9	↗																													
10:	9.7	↙																													
	<table border="1" style="width:100%; border-collapse: collapse;"> <tr> <td style="width:80%;">Serie</td> <td style="text-align: right;">94.0</td> </tr> <tr> <td>Total</td> <td style="text-align: right;">94.0</td> </tr> </table>	Serie	94.0	Total	94.0																										
Serie	94.0																														
Total	94.0																														

<p>20 Skud</p>	<table style="width:100%; border-collapse: collapse;"> <tr><td>11:</td><td>10.3</td><td>←</td></tr> <tr><td>12:</td><td>10.4</td><td>↙</td></tr> <tr><td>13:</td><td>10.4</td><td>↗</td></tr> <tr><td>14:</td><td>10.1</td><td>↗</td></tr> <tr><td>15:</td><td>10.3</td><td>↗</td></tr> <tr><td>16:</td><td>10.3</td><td>↙</td></tr> <tr><td>17:</td><td>10.1</td><td>↗</td></tr> <tr><td>18:</td><td>10.1</td><td>→</td></tr> <tr><td>19:</td><td>9.6</td><td>↗</td></tr> <tr><td>20:</td><td>9.5</td><td>↗</td></tr> </table>	11:	10.3	←	12:	10.4	↙	13:	10.4	↗	14:	10.1	↗	15:	10.3	↗	16:	10.3	↙	17:	10.1	↗	18:	10.1	→	19:	9.6	↗	20:	9.5	↗
11:	10.3	←																													
12:	10.4	↙																													
13:	10.4	↗																													
14:	10.1	↗																													
15:	10.3	↗																													
16:	10.3	↙																													
17:	10.1	↗																													
18:	10.1	→																													
19:	9.6	↗																													
20:	9.5	↗																													
	<table border="1" style="width:100%; border-collapse: collapse;"> <tr> <td style="width:80%;">Serie</td> <td style="text-align: right;">98.0</td> </tr> <tr> <td>Total</td> <td style="text-align: right;">192.0</td> </tr> </table>	Serie	98.0	Total	192.0																										
Serie	98.0																														
Total	192.0																														

<p>Prøve</p>	<table style="width:100%; border-collapse: collapse;"> <tr><td style="width:5%;">1:</td><td style="width:15%;">10.4</td><td style="width:10%; text-align: center;">→</td></tr> <tr><td>2:</td><td>9.3</td><td style="text-align: center;">↗</td></tr> <tr><td>3:</td><td>9.3</td><td style="text-align: center;">↗</td></tr> <tr><td>4:</td><td>9.4</td><td style="text-align: center;">↗</td></tr> <tr><td>5:</td><td>10.4</td><td style="text-align: center;">↖</td></tr> <tr><td>6:</td><td>10.4</td><td style="text-align: center;">↗</td></tr> <tr><td>7:</td><td>9.7</td><td style="text-align: center;">↗</td></tr> <tr><td>8:</td><td>*10.6</td><td style="text-align: center;">↘</td></tr> <tr><td>9:</td><td>10.2</td><td style="text-align: center;">↗</td></tr> </table>	1:	10.4	→	2:	9.3	↗	3:	9.3	↗	4:	9.4	↗	5:	10.4	↖	6:	10.4	↗	7:	9.7	↗	8:	*10.6	↘	9:	10.2	↗
1:	10.4	→																										
2:	9.3	↗																										
3:	9.3	↗																										
4:	9.4	↗																										
5:	10.4	↖																										
6:	10.4	↗																										
7:	9.7	↗																										
8:	*10.6	↘																										
9:	10.2	↗																										
<table style="width:100%; border-collapse: collapse;"> <tr> <td style="width:5%;">Serie</td> <td style="width:15%;"></td> <td style="width:10%; text-align: right;">86.0</td> </tr> <tr> <td>Total</td> <td></td> <td style="text-align: right;">0.0</td> </tr> </table>		Serie		86.0	Total		0.0																					
Serie		86.0																										
Total		0.0																										

<p>20 Skud</p>	<table style="width:100%; border-collapse: collapse;"> <tr><td style="width:5%;">1:</td><td style="width:15%;">9.8</td><td style="width:10%; text-align: center;">↖</td></tr> <tr><td>2:</td><td>9.4</td><td style="text-align: center;">↗</td></tr> <tr><td>3:</td><td>9.7</td><td style="text-align: center;">↗</td></tr> <tr><td>4:</td><td>10.3</td><td style="text-align: center;">↗</td></tr> <tr><td>5:</td><td>10.2</td><td style="text-align: center;">↗</td></tr> <tr><td>6:</td><td>10.5</td><td style="text-align: center;">↗</td></tr> <tr><td>7:</td><td>9.9</td><td style="text-align: center;">↘</td></tr> <tr><td>8:</td><td>10.2</td><td style="text-align: center;">↘</td></tr> <tr><td>9:</td><td>10.4</td><td style="text-align: center;">→</td></tr> <tr><td>10:</td><td>10.5</td><td style="text-align: center;">↘</td></tr> </table>	1:	9.8	↖	2:	9.4	↗	3:	9.7	↗	4:	10.3	↗	5:	10.2	↗	6:	10.5	↗	7:	9.9	↘	8:	10.2	↘	9:	10.4	→	10:	10.5	↘
1:	9.8	↖																													
2:	9.4	↗																													
3:	9.7	↗																													
4:	10.3	↗																													
5:	10.2	↗																													
6:	10.5	↗																													
7:	9.9	↘																													
8:	10.2	↘																													
9:	10.4	→																													
10:	10.5	↘																													
<table style="width:100%; border-collapse: collapse;"> <tr> <td style="width:5%;">Serie</td> <td style="width:15%;"></td> <td style="width:10%; text-align: right;">96.0</td> </tr> <tr> <td>Total</td> <td></td> <td style="text-align: right;">96.0</td> </tr> </table>		Serie		96.0	Total		96.0																								
Serie		96.0																													
Total		96.0																													

<p>20 Skud</p>	<table style="width:100%; border-collapse: collapse;"> <tr><td style="width:5%;">11:</td><td style="width:15%;">10.6</td><td style="width:10%; text-align: center;">↖</td></tr> <tr><td>12:</td><td>10.2</td><td style="text-align: center;">↖</td></tr> <tr><td>13:</td><td>9.7</td><td style="text-align: center;">→</td></tr> <tr><td>14:</td><td>9.6</td><td style="text-align: center;">↘</td></tr> <tr><td>15:</td><td>9.6</td><td style="text-align: center;">↗</td></tr> <tr><td>16:</td><td>*10.8</td><td style="text-align: center;">←</td></tr> <tr><td>17:</td><td>9.8</td><td style="text-align: center;">↗</td></tr> <tr><td>18:</td><td>10.1</td><td style="text-align: center;">↗</td></tr> <tr><td>19:</td><td>10.4</td><td style="text-align: center;">↗</td></tr> <tr><td>20:</td><td>10.2</td><td style="text-align: center;">↗</td></tr> </table>	11:	10.6	↖	12:	10.2	↖	13:	9.7	→	14:	9.6	↘	15:	9.6	↗	16:	*10.8	←	17:	9.8	↗	18:	10.1	↗	19:	10.4	↗	20:	10.2	↗
11:	10.6	↖																													
12:	10.2	↖																													
13:	9.7	→																													
14:	9.6	↘																													
15:	9.6	↗																													
16:	*10.8	←																													
17:	9.8	↗																													
18:	10.1	↗																													
19:	10.4	↗																													
20:	10.2	↗																													
<table style="width:100%; border-collapse: collapse;"> <tr> <td style="width:5%;">Serie</td> <td style="width:15%;"></td> <td style="width:10%; text-align: right;">96.0</td> </tr> <tr> <td>Total</td> <td></td> <td style="text-align: right;">192.0</td> </tr> </table>		Serie		96.0	Total		192.0																								
Serie		96.0																													
Total		192.0																													

Hold
10

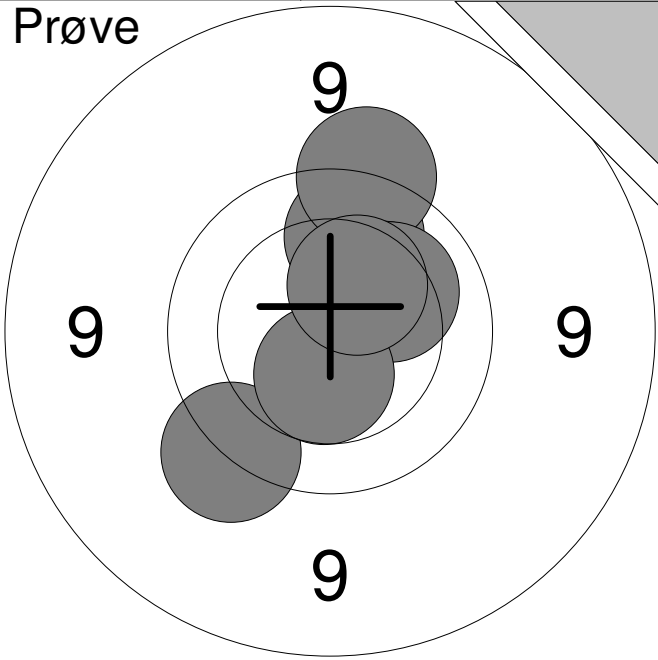
Skive
3

Oliver Munk

Vester Hassing Skf.

BK3

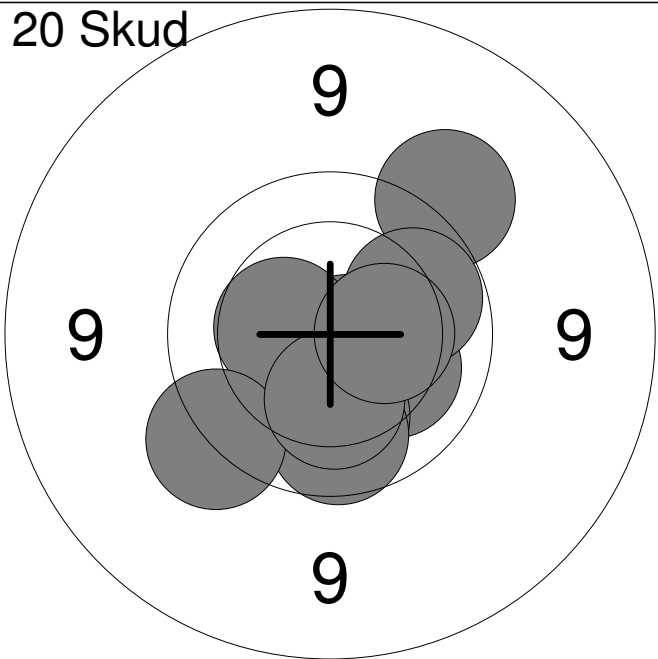
Prøve



1:	9.9	↑
2:	9.5	↑
3:	10.2	↗
4:	9.6	↙
5:	10.2	↗
6:	10.5	↓
7:	10.4	↗

Serie	67.0
Total	0.0

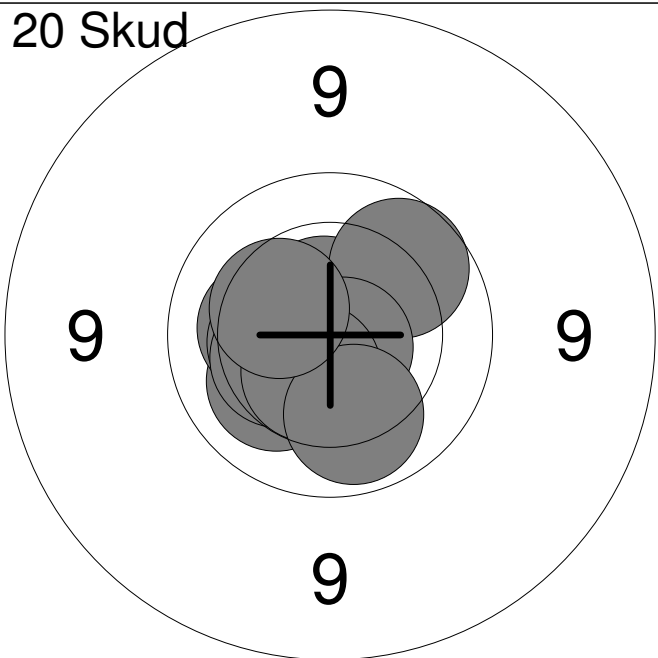
20 Skud



1:	*10.7	↘
2:	10.2	↘
3:	10.4	←
4:	10.1	↓
5:	9.9	↓
6:	9.4	↗
7:	9.6	↙
8:	10.2	↓
9:	10.0	↗
10:	10.4	→

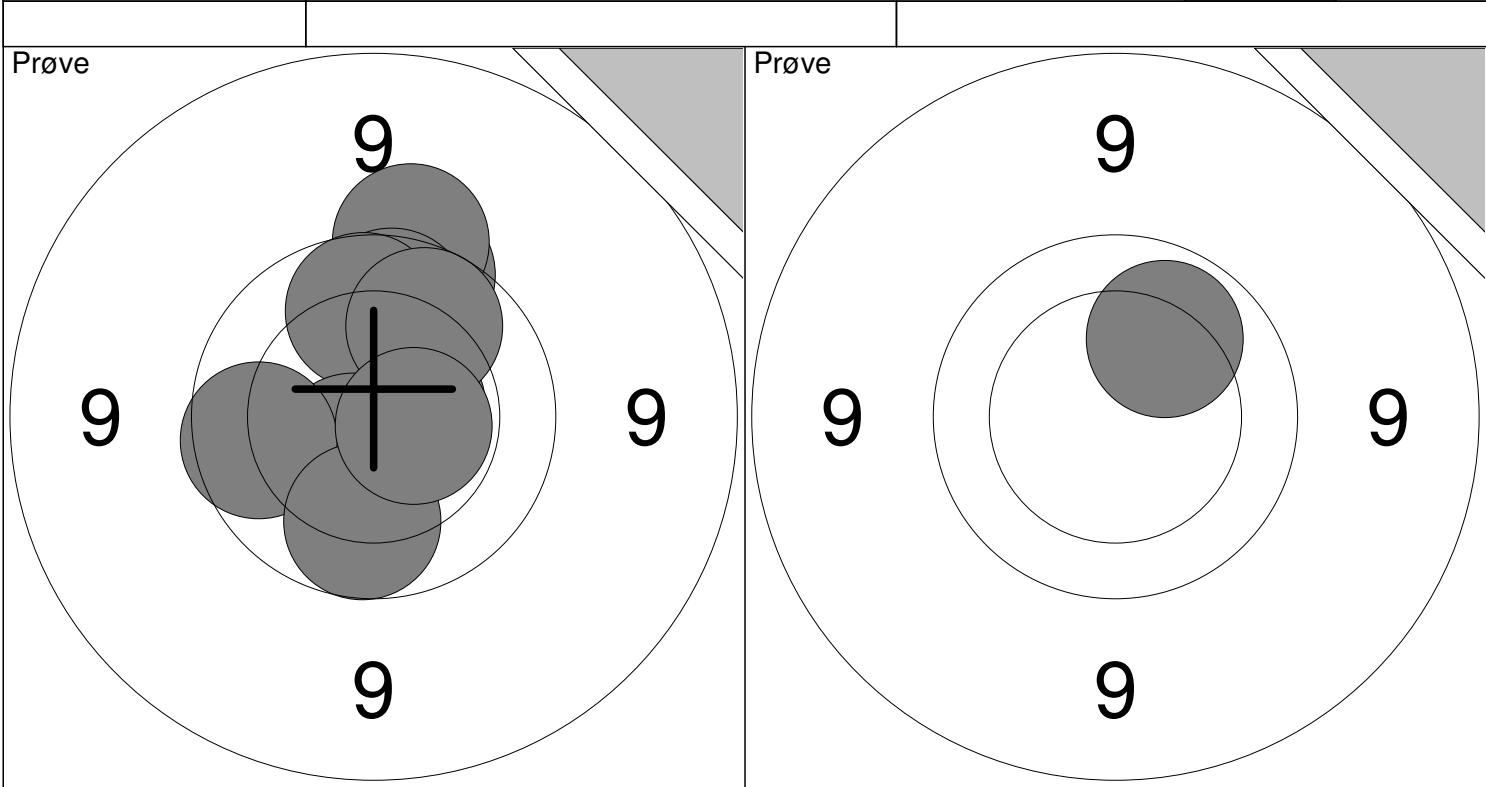
Serie	97.0
Total	97.0

20 Skud

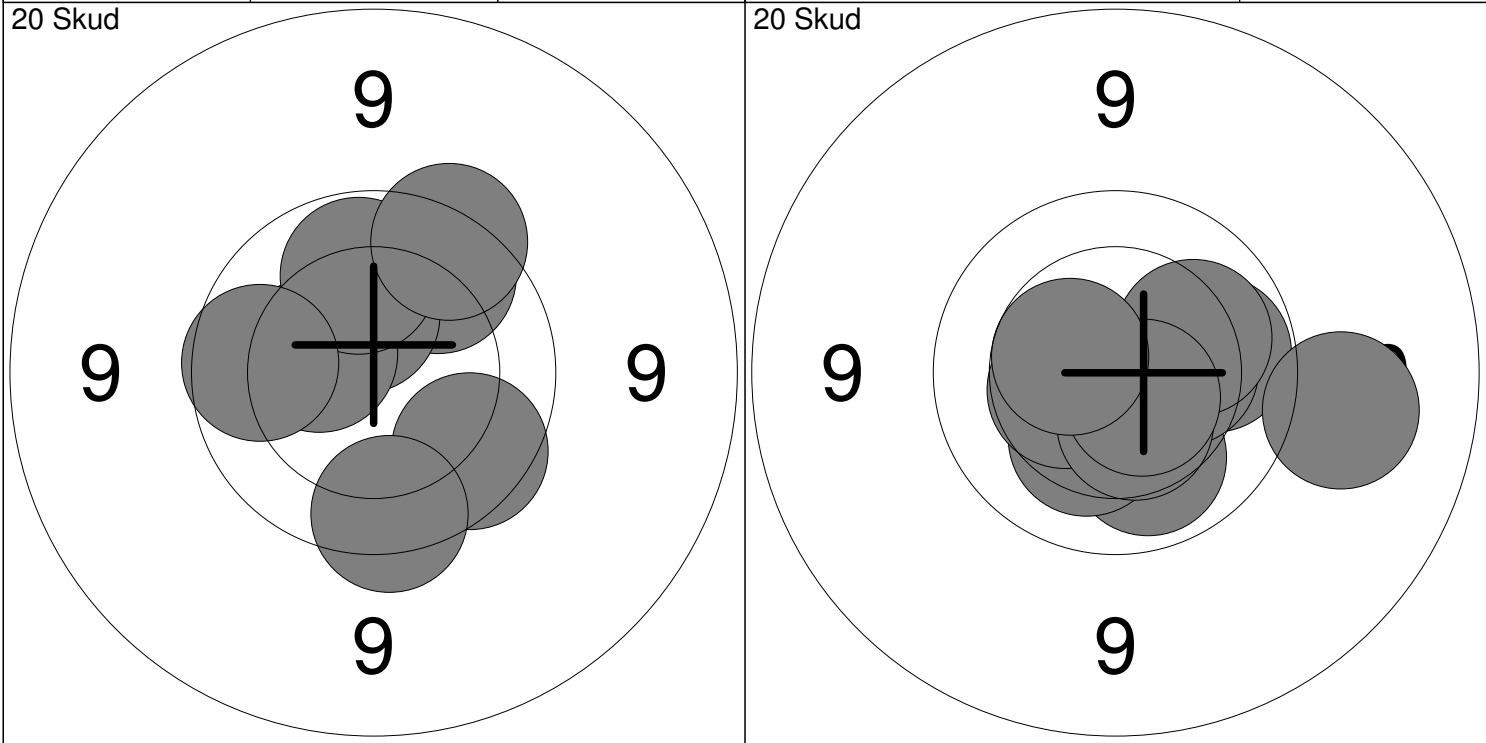


11:	*10.6	↑
12:	10.2	↙
13:	9.9	↗
14:	10.3	←
15:	10.4	←
16:	10.4	↙
17:	*10.8	↘
18:	*10.5	↙
19:	10.1	↓
20:	10.3	↗

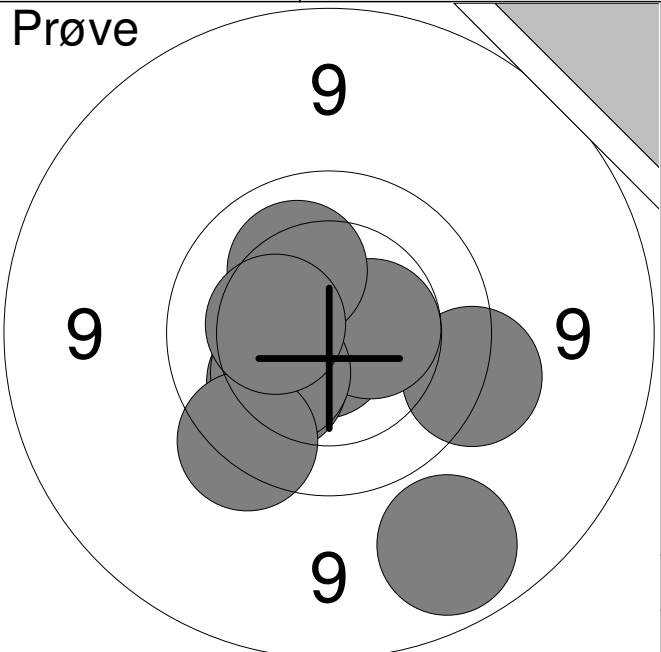
Serie	99.0
Total	196.0



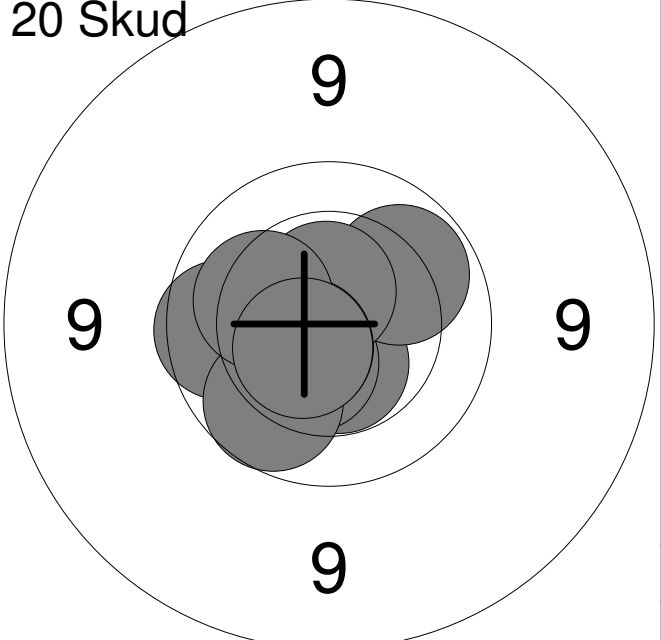
1: 9.7 ↑	6: *10.6 ↓	Serie	93.0		Serie	10.0	
2: 9.5 ↑	7: 9.9 ←						
3: 9.9 ↑	8: 9.9 ↓	Total	0.0		Total	0.0	
4: *10.6 →	9: 9.9 ↗						
5: 9.9 ↑	10: *10.6 →						

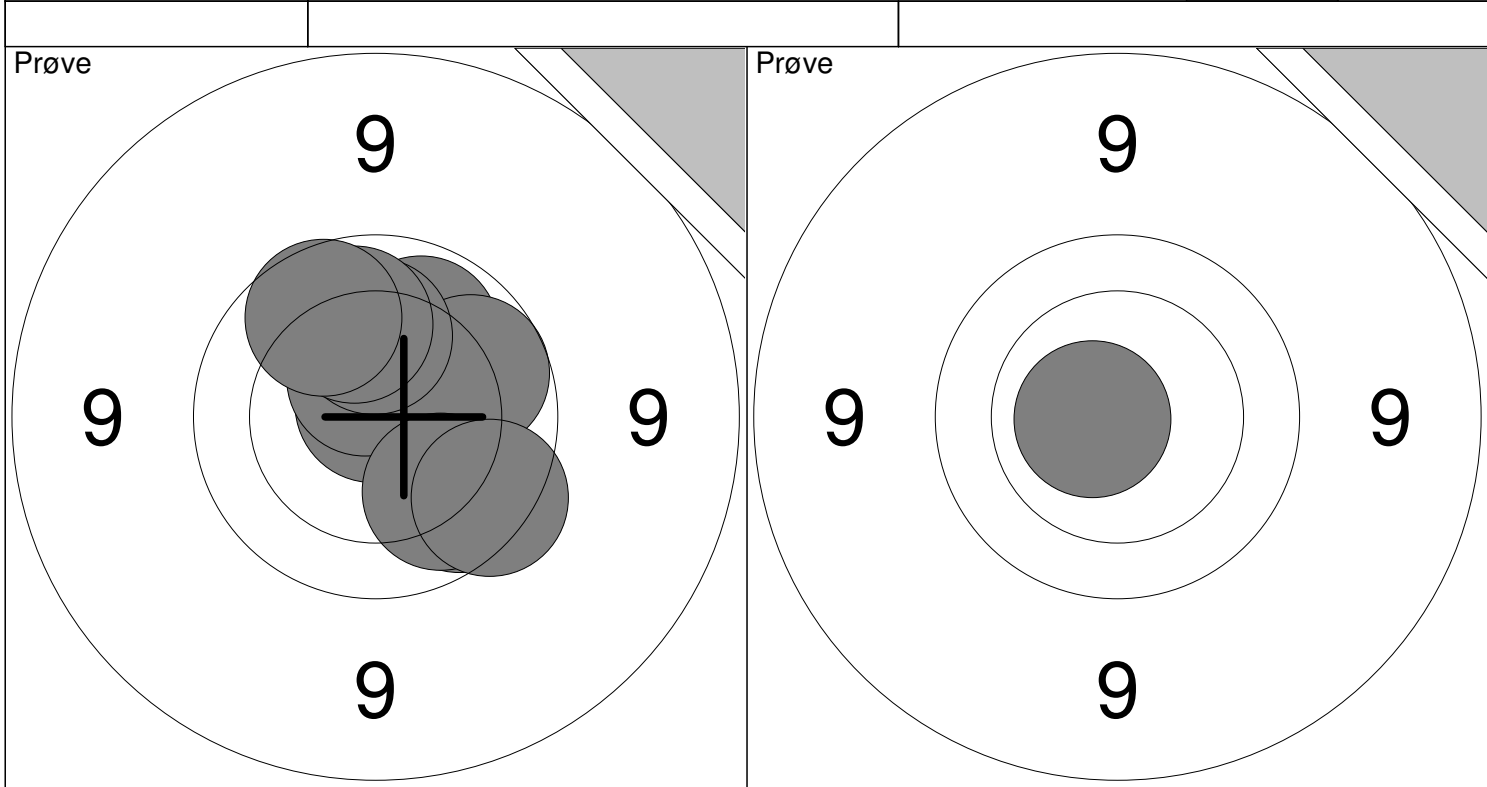


1: 10.4 ↑	6: 10.4 ←	Serie	94.0	11: 10.1 ↓	16: 9.3 →	Serie	99.0
2: 9.9 ↗	7: 10.0 ↑			12: 10.3 ↓	17: 10.4 ←		
3: 9.9 ↗	8: 9.7 ↓	Total	94.0	13: 10.0 →	18: 10.4 ↓	Total	193.0
4: 9.8 ↘	9: 9.7 ↗			14: 10.3 →	19: *10.6 ↓		
5: 10.4 ↑	10: 9.9 ←					20: 10.5 ←	

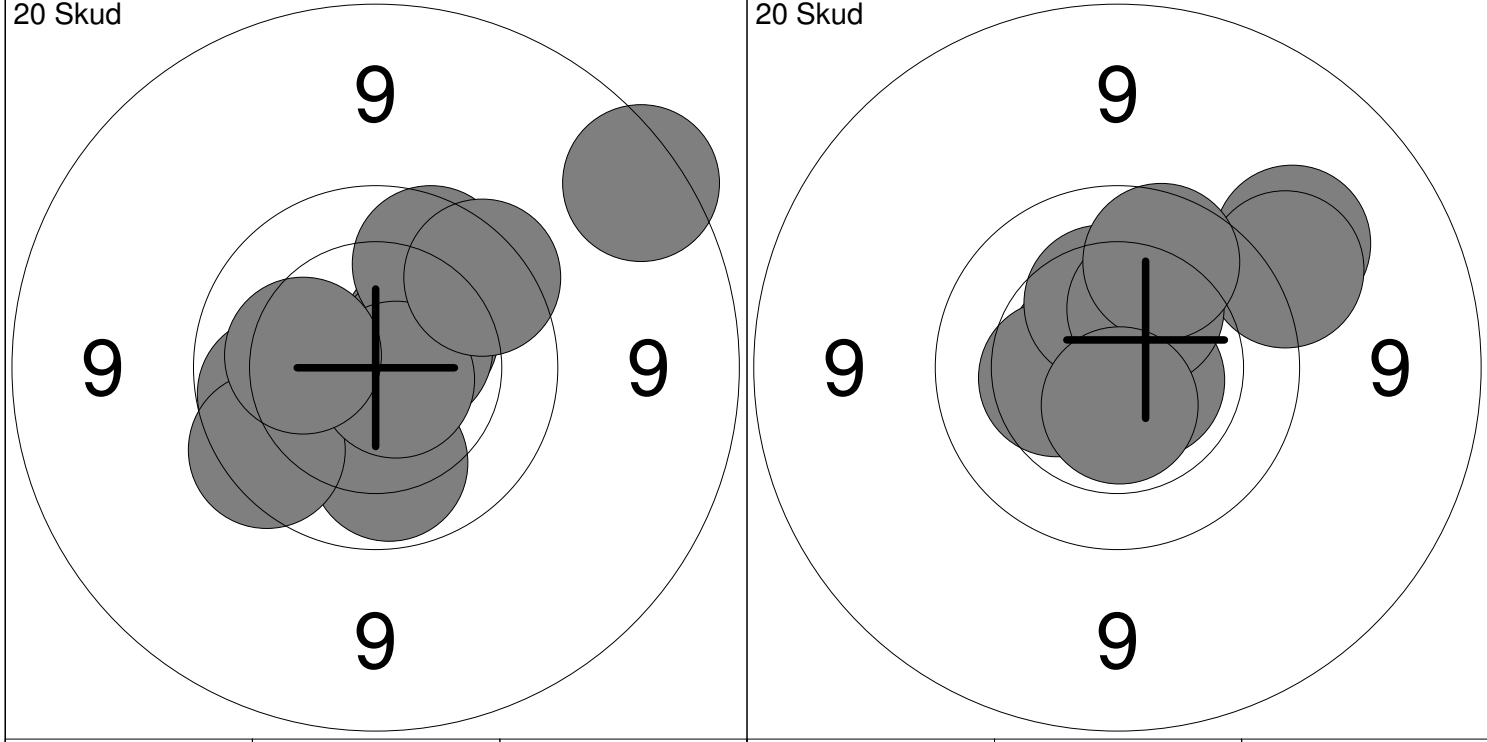
<p>Prøve</p> 	<table style="width:100%; border-collapse: collapse;"> <tr><td>1:</td><td>9.6</td><td>→</td></tr> <tr><td>2:</td><td>9.0</td><td>↓</td></tr> <tr><td>3:</td><td>*10.8</td><td>↙</td></tr> <tr><td>4:</td><td>*10.5</td><td>→</td></tr> <tr><td>5:</td><td>10.2</td><td>↙</td></tr> <tr><td>6:</td><td>10.3</td><td>↙</td></tr> <tr><td>7:</td><td>10.2</td><td>↗</td></tr> <tr><td>8:</td><td>9.7</td><td>↙</td></tr> <tr><td>9:</td><td>10.4</td><td>←</td></tr> </table>	1:	9.6	→	2:	9.0	↓	3:	*10.8	↙	4:	*10.5	→	5:	10.2	↙	6:	10.3	↙	7:	10.2	↗	8:	9.7	↙	9:	10.4	←
1:	9.6	→																										
2:	9.0	↓																										
3:	*10.8	↙																										
4:	*10.5	→																										
5:	10.2	↙																										
6:	10.3	↙																										
7:	10.2	↗																										
8:	9.7	↙																										
9:	10.4	←																										
<table style="width:100%; border-collapse: collapse;"> <tr> <td style="width:45%;">Serie</td> <td style="width:55%; text-align: right;">87.0</td> </tr> </table>		Serie	87.0																									
Serie	87.0																											
<table style="width:100%; border-collapse: collapse;"> <tr> <td style="width:45%;">Total</td> <td style="width:55%; text-align: right;">0.0</td> </tr> </table>		Total	0.0																									
Total	0.0																											

<p>20 Skud</p> 	<table style="width:100%; border-collapse: collapse;"> <tr><td>1:</td><td>9.5</td><td>↑</td></tr> <tr><td>2:</td><td>9.6</td><td>↑</td></tr> <tr><td>3:</td><td>*10.8</td><td>↗</td></tr> <tr><td>4:</td><td>*10.9</td><td>↑</td></tr> <tr><td>5:</td><td>10.3</td><td>↑</td></tr> <tr><td>6:</td><td>9.8</td><td>↗</td></tr> <tr><td>7:</td><td>*10.8</td><td>↗</td></tr> <tr><td>8:</td><td>9.9</td><td>←</td></tr> <tr><td>9:</td><td>10.0</td><td>↗</td></tr> <tr><td>10:</td><td>9.9</td><td>↑</td></tr> </table>	1:	9.5	↑	2:	9.6	↑	3:	*10.8	↗	4:	*10.9	↑	5:	10.3	↑	6:	9.8	↗	7:	*10.8	↗	8:	9.9	←	9:	10.0	↗	10:	9.9	↑
1:	9.5	↑																													
2:	9.6	↑																													
3:	*10.8	↗																													
4:	*10.9	↑																													
5:	10.3	↑																													
6:	9.8	↗																													
7:	*10.8	↗																													
8:	9.9	←																													
9:	10.0	↗																													
10:	9.9	↑																													
<table style="width:100%; border-collapse: collapse;"> <tr> <td style="width:45%;">Serie</td> <td style="width:55%; text-align: right;">95.0</td> </tr> </table>		Serie	95.0																												
Serie	95.0																														
<table style="width:100%; border-collapse: collapse;"> <tr> <td style="width:45%;">Total</td> <td style="width:55%; text-align: right;">95.0</td> </tr> </table>		Total	95.0																												
Total	95.0																														

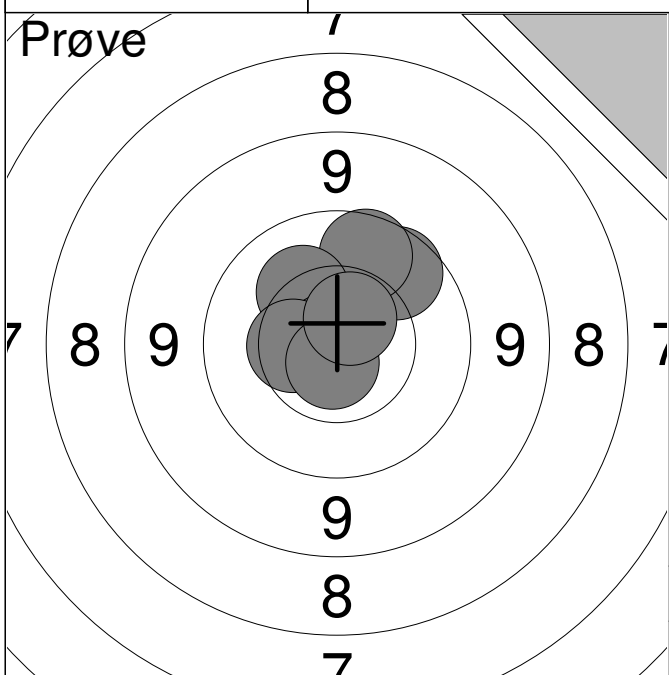
<p>20 Skud</p> 	<table style="width:100%; border-collapse: collapse;"> <tr><td>11:</td><td>10.3</td><td>↙</td></tr> <tr><td>12:</td><td>*10.5</td><td>↓</td></tr> <tr><td>13:</td><td>10.5</td><td>↙</td></tr> <tr><td>14:</td><td>9.9</td><td>←</td></tr> <tr><td>15:</td><td>10.0</td><td>↗</td></tr> <tr><td>16:</td><td>*10.6</td><td>↑</td></tr> <tr><td>17:</td><td>*10.6</td><td>↙</td></tr> <tr><td>18:</td><td>9.9</td><td>↙</td></tr> <tr><td>19:</td><td>10.2</td><td>↙</td></tr> <tr><td>20:</td><td>*10.6</td><td>↙</td></tr> </table>	11:	10.3	↙	12:	*10.5	↓	13:	10.5	↙	14:	9.9	←	15:	10.0	↗	16:	*10.6	↑	17:	*10.6	↙	18:	9.9	↙	19:	10.2	↙	20:	*10.6	↙
11:	10.3	↙																													
12:	*10.5	↓																													
13:	10.5	↙																													
14:	9.9	←																													
15:	10.0	↗																													
16:	*10.6	↑																													
17:	*10.6	↙																													
18:	9.9	↙																													
19:	10.2	↙																													
20:	*10.6	↙																													
<table style="width:100%; border-collapse: collapse;"> <tr> <td style="width:45%;">Serie</td> <td style="width:55%; text-align: right;">98.0</td> </tr> </table>		Serie	98.0																												
Serie	98.0																														
<table style="width:100%; border-collapse: collapse;"> <tr> <td style="width:45%;">Total</td> <td style="width:55%; text-align: right;">193.0</td> </tr> </table>		Total	193.0																												
Total	193.0																														



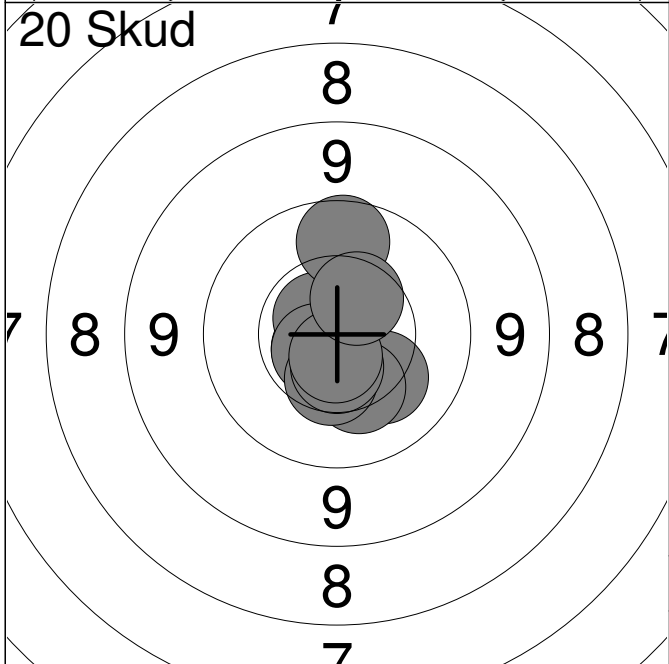
1: *10.8 ↑	6: 10.2 ↑	Serie	96.0		Serie	10.0
2: *10.6 ↑	7: 10.0 ↓					
3: 10.0 ↗	8: 9.8 ↓	Total	0.0		Total	0.0
4: 9.9 ↓	9: 10.0 ↑					
5: 9.9 ↘	10: 9.9 ↗					11: *10.7 ←



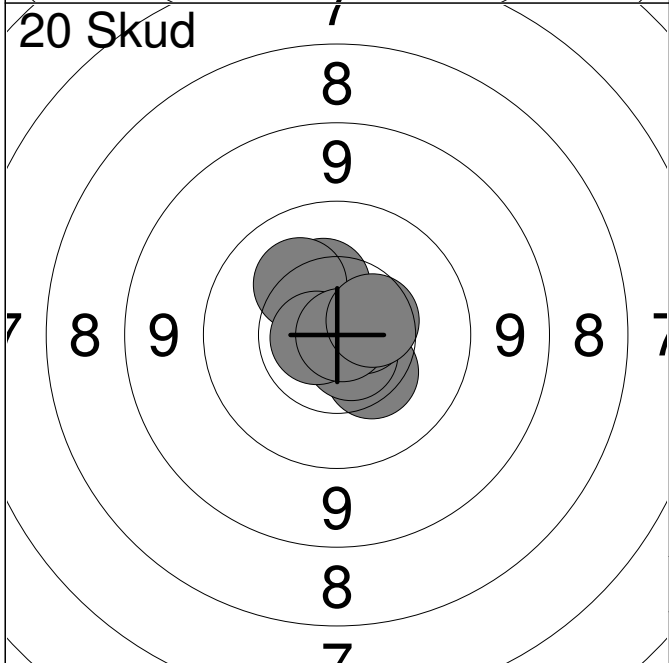
1: 10.4 ↗	6: 8.8 ↗	Serie	95.0		Serie	97.0
2: *10.5 ↗	7: 9.9 ↑					
3: 10.0 ↓	8: *10.7 ↘	Total	95.0		Total	192.0
4: 10.0 ←	9: 10.2 ←					
5: 9.8 ↙	10: 9.8 ↗					11: *10.8 ↓
						12: 9.3 ↗
						13: *10.6 ↖
						14: 10.4 ←
						15: *10.6 ↘
						16: 9.5 ↗
						17: 10.3 ↑
						18: 10.3 ↗
						19: 9.9 ↗
						20: *10.6 ↓



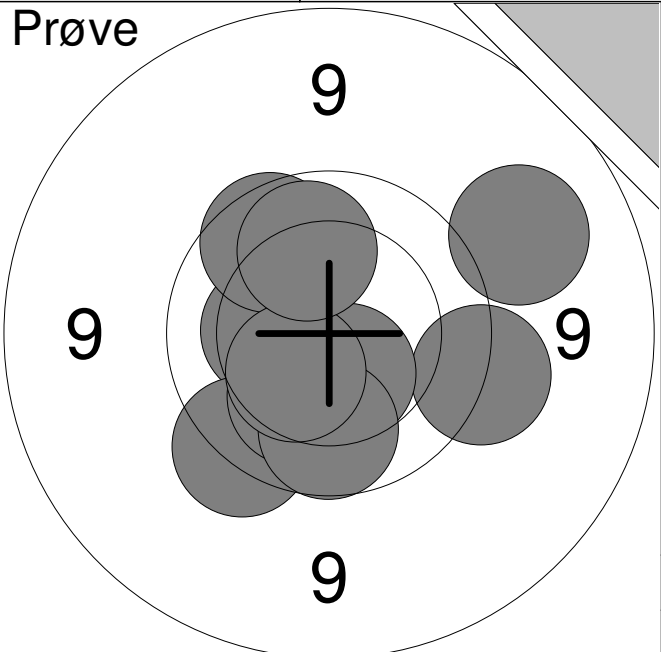
1:	9.9	↗
2:	9.9	↑
3:	10.2	↗
4:	*10.8	↗
5:	10.4	←
6:	*10.7	↓
7:	*10.6	↗
Serie		68.0
Total		0.0

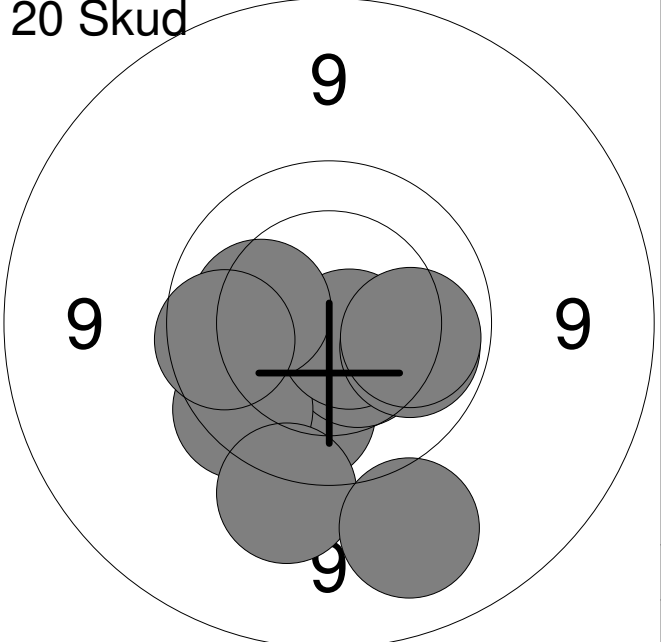


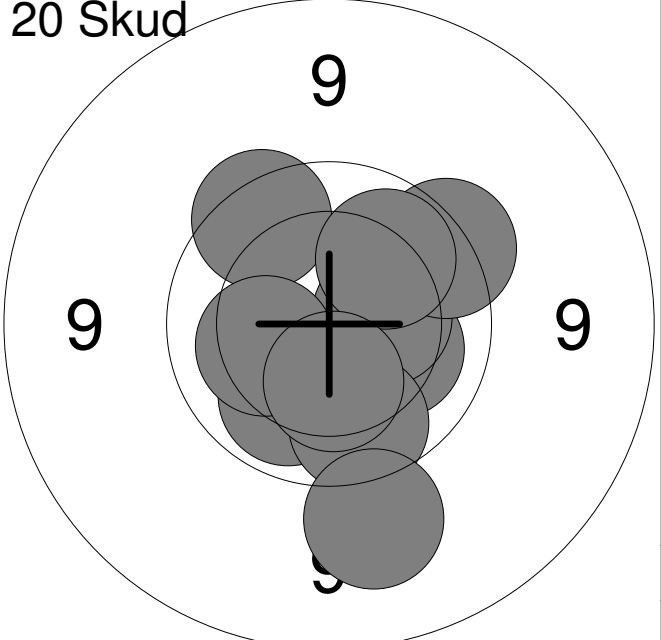
1:	*10.7	↖
2:	*10.7	↗
3:	9.9	↑
4:	10.2	↘
5:	*10.7	↖
6:	10.3	↓
7:	10.4	↓
8:	10.6	↓
9:	*10.7	↓
10:	10.5	↗
Serie		99.0
Total		99.0

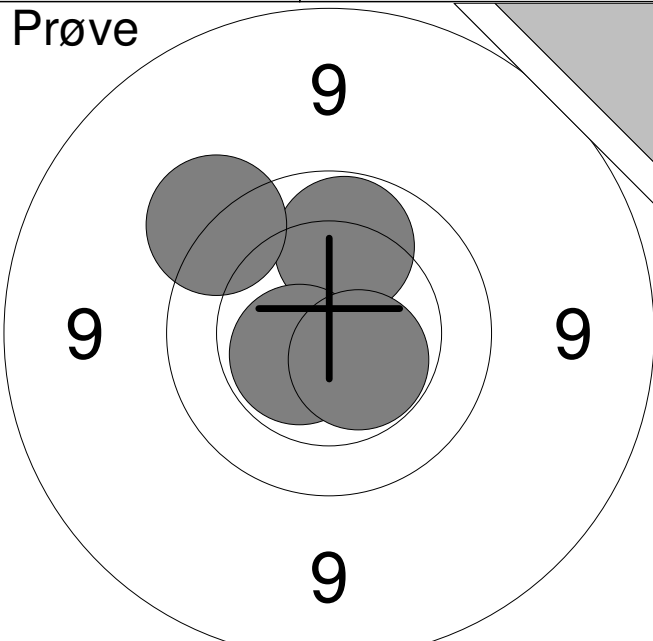


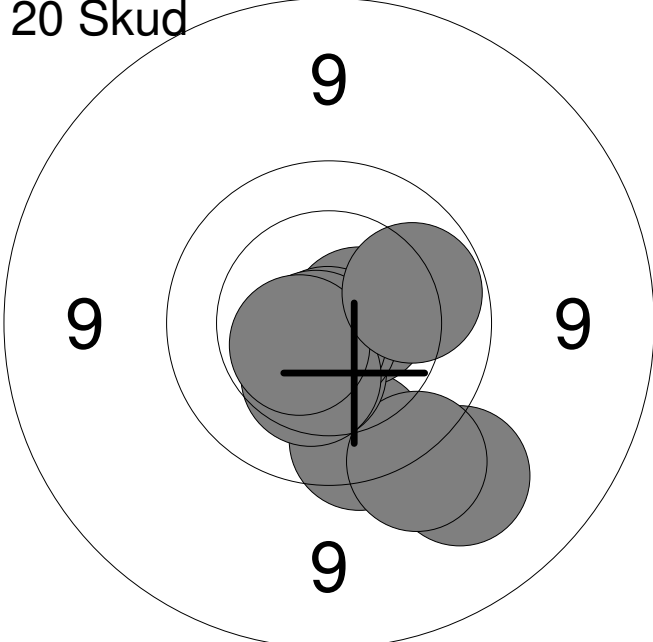
11:	10.6	↗
12:	10.4	↘
13:	*10.7	↘
14:	10.5	↗
15:	10.3	↗
16:	*10.6	↗
17:	10.2	↗
18:	*10.7	←
19:	*10.9	→
20:	10.5	↗
Serie		100.0
Total		199.0

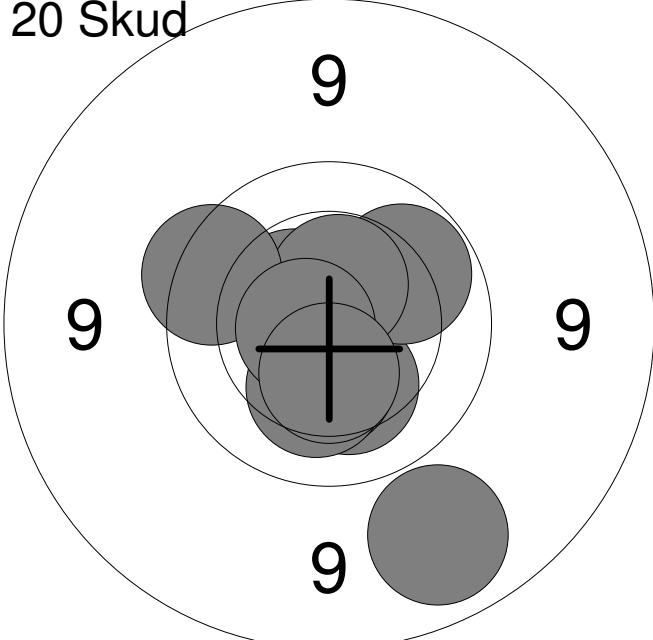
<p>Prøve</p> 	<table style="width:100%; border-collapse: collapse;"> <tr><td style="text-align: right;">1:</td><td style="text-align: right;">10.3</td><td style="text-align: right;">←</td></tr> <tr><td style="text-align: right;">2:</td><td style="text-align: right;">9.6</td><td style="text-align: right;">↙</td></tr> <tr><td style="text-align: right;">3:</td><td style="text-align: right;">9.9</td><td style="text-align: right;">↗</td></tr> <tr><td style="text-align: right;">4:</td><td style="text-align: right;">9.6</td><td style="text-align: right;">→</td></tr> <tr><td style="text-align: right;">5:</td><td style="text-align: right;">10.2</td><td style="text-align: right;">↘</td></tr> <tr><td style="text-align: right;">6:</td><td style="text-align: right;">10.5</td><td style="text-align: right;">↘</td></tr> <tr><td style="text-align: right;">7:</td><td style="text-align: right;">9.9</td><td style="text-align: right;">↓</td></tr> <tr><td style="text-align: right;">8:</td><td style="text-align: right;">9.2</td><td style="text-align: right;">↗</td></tr> <tr><td style="text-align: right;">9:</td><td style="text-align: right;">10.4</td><td style="text-align: right;">↙</td></tr> <tr><td style="text-align: right;">10:</td><td style="text-align: right;">10.0</td><td style="text-align: right;">↑</td></tr> <tr><td colspan="2">Serie</td><td style="text-align: right;">95.0</td></tr> <tr><td colspan="2">Total</td><td style="text-align: right;">0.0</td></tr> </table>	1:	10.3	←	2:	9.6	↙	3:	9.9	↗	4:	9.6	→	5:	10.2	↘	6:	10.5	↘	7:	9.9	↓	8:	9.2	↗	9:	10.4	↙	10:	10.0	↑	Serie		95.0	Total		0.0
1:	10.3	←																																			
2:	9.6	↙																																			
3:	9.9	↗																																			
4:	9.6	→																																			
5:	10.2	↘																																			
6:	10.5	↘																																			
7:	9.9	↓																																			
8:	9.2	↗																																			
9:	10.4	↙																																			
10:	10.0	↑																																			
Serie		95.0																																			
Total		0.0																																			

<p>20 Skud</p> 	<table style="width:100%; border-collapse: collapse;"> <tr><td style="text-align: right;">1:</td><td style="text-align: right;">9.9</td><td style="text-align: right;">↓</td></tr> <tr><td style="text-align: right;">2:</td><td style="text-align: right;">10.5</td><td style="text-align: right;">↓</td></tr> <tr><td style="text-align: right;">3:</td><td style="text-align: right;">9.8</td><td style="text-align: right;">↙</td></tr> <tr><td style="text-align: right;">4:</td><td style="text-align: right;">9.4</td><td style="text-align: right;">↘</td></tr> <tr><td style="text-align: right;">5:</td><td style="text-align: right;">*10.7</td><td style="text-align: right;">↘</td></tr> <tr><td style="text-align: right;">6:</td><td style="text-align: right;">10.0</td><td style="text-align: right;">→</td></tr> <tr><td style="text-align: right;">7:</td><td style="text-align: right;">10.2</td><td style="text-align: right;">↗</td></tr> <tr><td style="text-align: right;">8:</td><td style="text-align: right;">9.2</td><td style="text-align: right;">↘</td></tr> <tr><td style="text-align: right;">9:</td><td style="text-align: right;">10.1</td><td style="text-align: right;">→</td></tr> <tr><td style="text-align: right;">10:</td><td style="text-align: right;">9.9</td><td style="text-align: right;">←</td></tr> <tr><td colspan="2">Serie</td><td style="text-align: right;">95.0</td></tr> <tr><td colspan="2">Total</td><td style="text-align: right;">95.0</td></tr> </table>	1:	9.9	↓	2:	10.5	↓	3:	9.8	↙	4:	9.4	↘	5:	*10.7	↘	6:	10.0	→	7:	10.2	↗	8:	9.2	↘	9:	10.1	→	10:	9.9	←	Serie		95.0	Total		95.0
1:	9.9	↓																																			
2:	10.5	↓																																			
3:	9.8	↙																																			
4:	9.4	↘																																			
5:	*10.7	↘																																			
6:	10.0	→																																			
7:	10.2	↗																																			
8:	9.2	↘																																			
9:	10.1	→																																			
10:	9.9	←																																			
Serie		95.0																																			
Total		95.0																																			

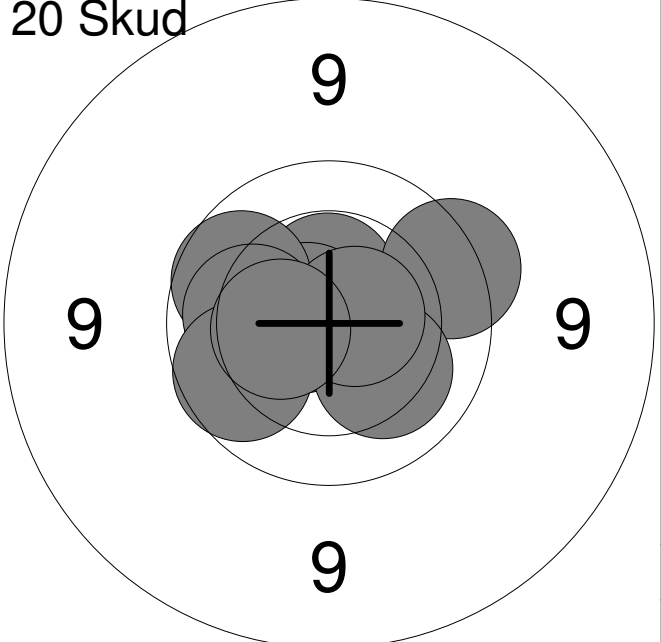
<p>20 Skud</p> 	<table style="width:100%; border-collapse: collapse;"> <tr><td style="text-align: right;">11:</td><td style="text-align: right;">10.2</td><td style="text-align: right;">↘</td></tr> <tr><td style="text-align: right;">12:</td><td style="text-align: right;">9.8</td><td style="text-align: right;">↗</td></tr> <tr><td style="text-align: right;">13:</td><td style="text-align: right;">10.4</td><td style="text-align: right;">→</td></tr> <tr><td style="text-align: right;">14:</td><td style="text-align: right;">10.1</td><td style="text-align: right;">↘</td></tr> <tr><td style="text-align: right;">15:</td><td style="text-align: right;">9.7</td><td style="text-align: right;">↗</td></tr> <tr><td style="text-align: right;">16:</td><td style="text-align: right;">9.9</td><td style="text-align: right;">↘</td></tr> <tr><td style="text-align: right;">17:</td><td style="text-align: right;">10.2</td><td style="text-align: right;">←</td></tr> <tr><td style="text-align: right;">18:</td><td style="text-align: right;">10.0</td><td style="text-align: right;">↗</td></tr> <tr><td style="text-align: right;">19:</td><td style="text-align: right;">9.3</td><td style="text-align: right;">↘</td></tr> <tr><td style="text-align: right;">20:</td><td style="text-align: right;">10.3</td><td style="text-align: right;">↓</td></tr> <tr><td colspan="2">Serie</td><td style="text-align: right;">96.0</td></tr> <tr><td colspan="2">Total</td><td style="text-align: right;">191.0</td></tr> </table>	11:	10.2	↘	12:	9.8	↗	13:	10.4	→	14:	10.1	↘	15:	9.7	↗	16:	9.9	↘	17:	10.2	←	18:	10.0	↗	19:	9.3	↘	20:	10.3	↓	Serie		96.0	Total		191.0
11:	10.2	↘																																			
12:	9.8	↗																																			
13:	10.4	→																																			
14:	10.1	↘																																			
15:	9.7	↗																																			
16:	9.9	↘																																			
17:	10.2	←																																			
18:	10.0	↗																																			
19:	9.3	↘																																			
20:	10.3	↓																																			
Serie		96.0																																			
Total		191.0																																			

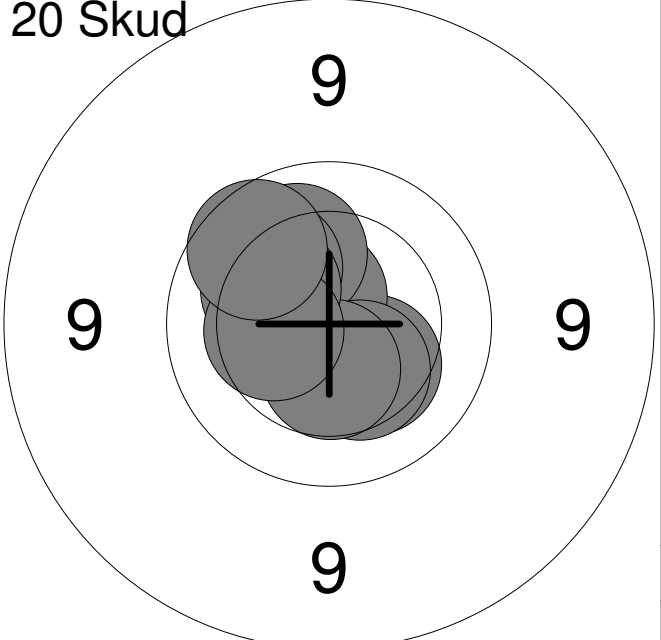
<p>Prøve</p> 	<table style="width:100%; border-collapse: collapse;"> <tr><td style="width:10%;">1:</td><td style="width:15%;">10.0</td><td style="width:10%; text-align: center;">↑</td></tr> <tr><td>2:</td><td>9.6</td><td style="text-align: center;">↗</td></tr> <tr><td>3:</td><td>*10.6</td><td style="text-align: center;">↘</td></tr> <tr><td>4:</td><td>*10.5</td><td style="text-align: center;">↓</td></tr> </table>	1:	10.0	↑	2:	9.6	↗	3:	*10.6	↘	4:	*10.5	↓
1:	10.0	↑											
2:	9.6	↗											
3:	*10.6	↘											
4:	*10.5	↓											
<table style="width:100%; border-collapse: collapse;"> <tr> <td style="width:10%; text-align: right;">Serie</td> <td style="width:15%;"></td> <td style="width:10%; text-align: right;">39.0</td> </tr> <tr> <td style="text-align: right;">Total</td> <td></td> <td style="text-align: right;">0.0</td> </tr> </table>		Serie		39.0	Total		0.0						
Serie		39.0											
Total		0.0											

<p>20 Skud</p> 	<table style="width:100%; border-collapse: collapse;"> <tr><td style="width:10%;">1:</td><td style="width:15%;">9.3</td><td style="width:10%; text-align: center;">↘</td></tr> <tr><td>2:</td><td>9.8</td><td style="text-align: center;">↘</td></tr> <tr><td>3:</td><td>9.5</td><td style="text-align: center;">↘</td></tr> <tr><td>4:</td><td>*10.6</td><td style="text-align: center;">→</td></tr> <tr><td>5:</td><td>10.4</td><td style="text-align: center;">↘</td></tr> <tr><td>6:</td><td>*10.8</td><td style="text-align: center;">↘</td></tr> <tr><td>7:</td><td>*10.7</td><td style="text-align: center;">↘</td></tr> <tr><td>8:</td><td>10.3</td><td style="text-align: center;">↘</td></tr> <tr><td>9:</td><td>*10.6</td><td style="text-align: center;">↘</td></tr> <tr><td>10:</td><td>10.0</td><td style="text-align: center;">→</td></tr> </table>	1:	9.3	↘	2:	9.8	↘	3:	9.5	↘	4:	*10.6	→	5:	10.4	↘	6:	*10.8	↘	7:	*10.7	↘	8:	10.3	↘	9:	*10.6	↘	10:	10.0	→
1:	9.3	↘																													
2:	9.8	↘																													
3:	9.5	↘																													
4:	*10.6	→																													
5:	10.4	↘																													
6:	*10.8	↘																													
7:	*10.7	↘																													
8:	10.3	↘																													
9:	*10.6	↘																													
10:	10.0	→																													
<table style="width:100%; border-collapse: collapse;"> <tr> <td style="width:10%; text-align: right;">Serie</td> <td style="width:15%;"></td> <td style="width:10%; text-align: right;">97.0</td> </tr> <tr> <td style="text-align: right;">Total</td> <td></td> <td style="text-align: right;">97.0</td> </tr> </table>		Serie		97.0	Total		97.0																								
Serie		97.0																													
Total		97.0																													

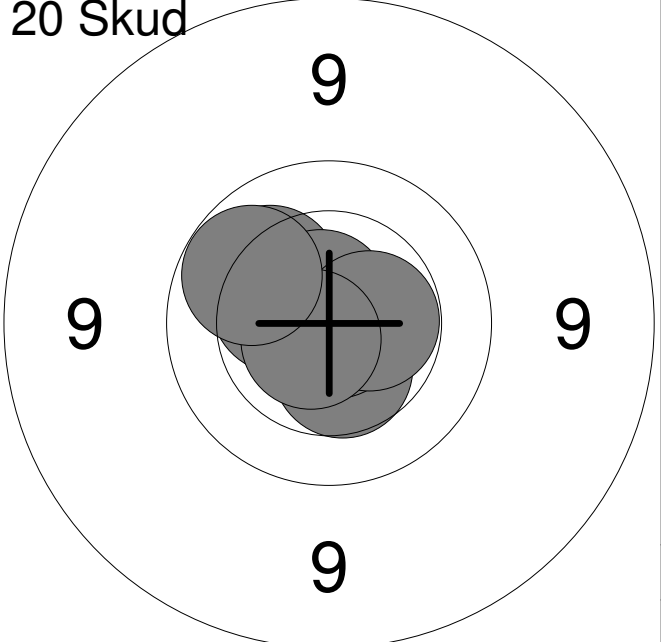
<p>20 Skud</p> 	<table style="width:100%; border-collapse: collapse;"> <tr><td style="width:10%;">11:</td><td style="width:15%;">10.3</td><td style="width:10%; text-align: center;">↘</td></tr> <tr><td>12:</td><td>10.4</td><td style="text-align: center;">↘</td></tr> <tr><td>13:</td><td>10.2</td><td style="text-align: center;">↘</td></tr> <tr><td>14:</td><td>9.1</td><td style="text-align: center;">↘</td></tr> <tr><td>15:</td><td>10.0</td><td style="text-align: center;">↗</td></tr> <tr><td>16:</td><td>10.5</td><td style="text-align: center;">↗</td></tr> <tr><td>17:</td><td>*10.5</td><td style="text-align: center;">↗</td></tr> <tr><td>18:</td><td>9.7</td><td style="text-align: center;">↗</td></tr> <tr><td>19:</td><td>*10.7</td><td style="text-align: center;">↗</td></tr> <tr><td>20:</td><td>10.4</td><td style="text-align: center;">↓</td></tr> </table>	11:	10.3	↘	12:	10.4	↘	13:	10.2	↘	14:	9.1	↘	15:	10.0	↗	16:	10.5	↗	17:	*10.5	↗	18:	9.7	↗	19:	*10.7	↗	20:	10.4	↓
11:	10.3	↘																													
12:	10.4	↘																													
13:	10.2	↘																													
14:	9.1	↘																													
15:	10.0	↗																													
16:	10.5	↗																													
17:	*10.5	↗																													
18:	9.7	↗																													
19:	*10.7	↗																													
20:	10.4	↓																													
<table style="width:100%; border-collapse: collapse;"> <tr> <td style="width:10%; text-align: right;">Serie</td> <td style="width:15%;"></td> <td style="width:10%; text-align: right;">98.0</td> </tr> <tr> <td style="text-align: right;">Total</td> <td></td> <td style="text-align: right;">195.0</td> </tr> </table>		Serie		98.0	Total		195.0																								
Serie		98.0																													
Total		195.0																													

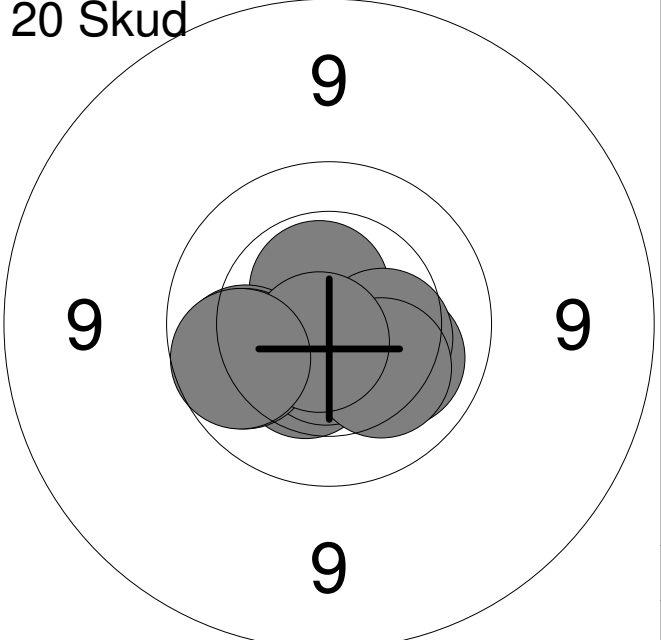
<p>Prøve</p> 	<table style="width:100%; border-collapse: collapse;"> <tr><td style="text-align: right;">1:</td><td style="text-align: right;">9.4</td><td style="text-align: right;">↘</td></tr> <tr><td style="text-align: right;">2:</td><td style="text-align: right;">10.0</td><td style="text-align: right;">↘</td></tr> <tr><td style="text-align: right;">3:</td><td style="text-align: right;">*10.8</td><td style="text-align: right;">↘</td></tr> <tr><td style="text-align: right;">4:</td><td style="text-align: right;">10.3</td><td style="text-align: right;">↘</td></tr> <tr><td style="text-align: right;">5:</td><td style="text-align: right;">10.2</td><td style="text-align: right;">↘</td></tr> <tr><td style="text-align: right;">6:</td><td style="text-align: right;">*10.8</td><td style="text-align: right;">↘</td></tr> <tr><td style="text-align: right;">7:</td><td style="text-align: right;">10.5</td><td style="text-align: right;">↘</td></tr> <tr><td colspan="2"><hr/></td><td></td></tr> <tr><td style="text-align: right;">Serie</td><td></td><td style="text-align: right;">69.0</td></tr> <tr><td style="text-align: right;">Total</td><td></td><td style="text-align: right;">0.0</td></tr> </table>	1:	9.4	↘	2:	10.0	↘	3:	*10.8	↘	4:	10.3	↘	5:	10.2	↘	6:	*10.8	↘	7:	10.5	↘	<hr/>			Serie		69.0	Total		0.0
1:	9.4	↘																													
2:	10.0	↘																													
3:	*10.8	↘																													
4:	10.3	↘																													
5:	10.2	↘																													
6:	*10.8	↘																													
7:	10.5	↘																													
<hr/>																															
Serie		69.0																													
Total		0.0																													

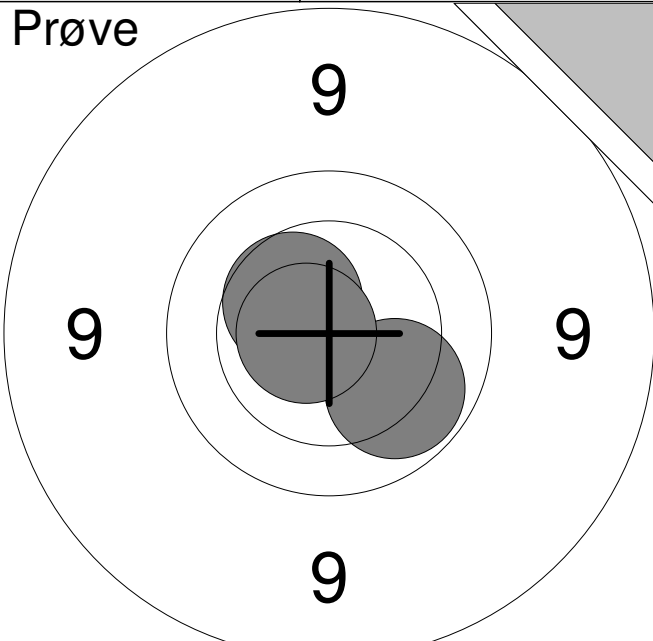
<p>20 Skud</p> 	<table style="width:100%; border-collapse: collapse;"> <tr><td style="text-align: right;">1:</td><td style="text-align: right;">*10.6</td><td style="text-align: right;">←</td></tr> <tr><td style="text-align: right;">2:</td><td style="text-align: right;">*10.5</td><td style="text-align: right;">↑</td></tr> <tr><td style="text-align: right;">3:</td><td style="text-align: right;">*10.7</td><td style="text-align: right;">↗</td></tr> <tr><td style="text-align: right;">4:</td><td style="text-align: right;">9.9</td><td style="text-align: right;">↗</td></tr> <tr><td style="text-align: right;">5:</td><td style="text-align: right;">10.1</td><td style="text-align: right;">←</td></tr> <tr><td style="text-align: right;">6:</td><td style="text-align: right;">9.7</td><td style="text-align: right;">↗</td></tr> <tr><td style="text-align: right;">7:</td><td style="text-align: right;">10.2</td><td style="text-align: right;">↘</td></tr> <tr><td style="text-align: right;">8:</td><td style="text-align: right;">9.9</td><td style="text-align: right;">↙</td></tr> <tr><td style="text-align: right;">9:</td><td style="text-align: right;">*10.7</td><td style="text-align: right;">→</td></tr> <tr><td style="text-align: right;">10:</td><td style="text-align: right;">10.4</td><td style="text-align: right;">←</td></tr> <tr><td colspan="2"><hr/></td><td></td></tr> <tr><td style="text-align: right;">Serie</td><td></td><td style="text-align: right;">97.0</td></tr> <tr><td style="text-align: right;">Total</td><td></td><td style="text-align: right;">97.0</td></tr> </table>	1:	*10.6	←	2:	*10.5	↑	3:	*10.7	↗	4:	9.9	↗	5:	10.1	←	6:	9.7	↗	7:	10.2	↘	8:	9.9	↙	9:	*10.7	→	10:	10.4	←	<hr/>			Serie		97.0	Total		97.0
1:	*10.6	←																																						
2:	*10.5	↑																																						
3:	*10.7	↗																																						
4:	9.9	↗																																						
5:	10.1	←																																						
6:	9.7	↗																																						
7:	10.2	↘																																						
8:	9.9	↙																																						
9:	*10.7	→																																						
10:	10.4	←																																						
<hr/>																																								
Serie		97.0																																						
Total		97.0																																						

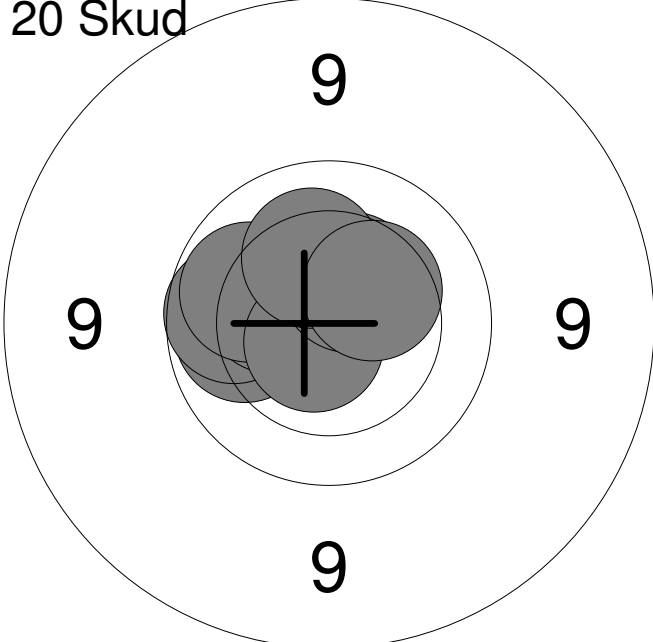
<p>20 Skud</p> 	<table style="width:100%; border-collapse: collapse;"> <tr><td style="text-align: right;">11:</td><td style="text-align: right;">*10.5</td><td style="text-align: right;">↖</td></tr> <tr><td style="text-align: right;">12:</td><td style="text-align: right;">10.3</td><td style="text-align: right;">↘</td></tr> <tr><td style="text-align: right;">13:</td><td style="text-align: right;">*10.6</td><td style="text-align: right;">↗</td></tr> <tr><td style="text-align: right;">14:</td><td style="text-align: right;">10.1</td><td style="text-align: right;">↗</td></tr> <tr><td style="text-align: right;">15:</td><td style="text-align: right;">10.3</td><td style="text-align: right;">↘</td></tr> <tr><td style="text-align: right;">16:</td><td style="text-align: right;">10.5</td><td style="text-align: right;">↙</td></tr> <tr><td style="text-align: right;">17:</td><td style="text-align: right;">10.1</td><td style="text-align: right;">↗</td></tr> <tr><td style="text-align: right;">18:</td><td style="text-align: right;">10.2</td><td style="text-align: right;">↗</td></tr> <tr><td style="text-align: right;">19:</td><td style="text-align: right;">10.4</td><td style="text-align: right;">←</td></tr> <tr><td style="text-align: right;">20:</td><td style="text-align: right;">9.9</td><td style="text-align: right;">↗</td></tr> <tr><td colspan="2"><hr/></td><td></td></tr> <tr><td style="text-align: right;">Serie</td><td></td><td style="text-align: right;">99.0</td></tr> <tr><td style="text-align: right;">Total</td><td></td><td style="text-align: right;">196.0</td></tr> </table>	11:	*10.5	↖	12:	10.3	↘	13:	*10.6	↗	14:	10.1	↗	15:	10.3	↘	16:	10.5	↙	17:	10.1	↗	18:	10.2	↗	19:	10.4	←	20:	9.9	↗	<hr/>			Serie		99.0	Total		196.0
11:	*10.5	↖																																						
12:	10.3	↘																																						
13:	*10.6	↗																																						
14:	10.1	↗																																						
15:	10.3	↘																																						
16:	10.5	↙																																						
17:	10.1	↗																																						
18:	10.2	↗																																						
19:	10.4	←																																						
20:	9.9	↗																																						
<hr/>																																								
Serie		99.0																																						
Total		196.0																																						

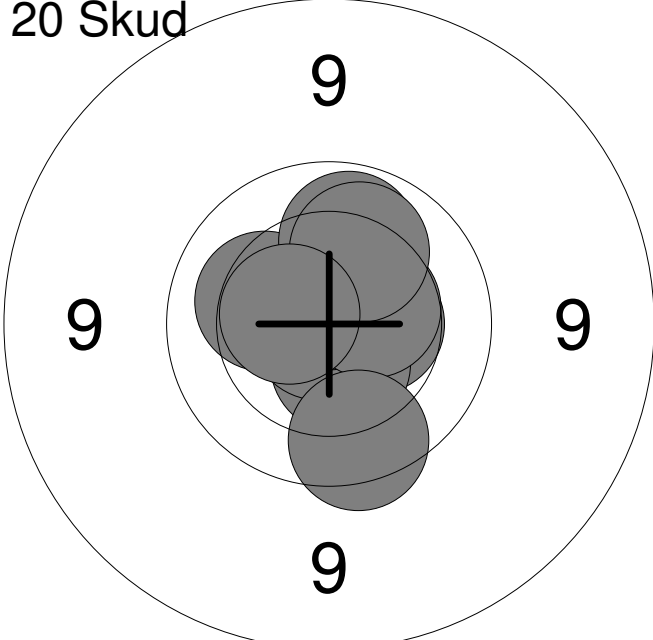
<p>Prøve</p> 	<table style="width:100%; border-collapse: collapse;"> <tr><td style="width:10%;">1:</td><td style="width:20%;">10.1</td><td style="width:10%; text-align: right;">↗</td></tr> <tr><td>2:</td><td>9.9</td><td style="text-align: right;">↗</td></tr> <tr><td>3:</td><td>*10.7</td><td style="text-align: right;">↗</td></tr> <tr><td>4:</td><td>9.7</td><td style="text-align: right;">↑</td></tr> <tr><td>5:</td><td>10.2</td><td style="text-align: right;">→</td></tr> </table> <table border="1" style="width:100%; border-collapse: collapse; margin-top: 10px;"> <tr> <td style="width:80%;">Serie</td> <td style="text-align: right;">48.0</td> </tr> <tr> <td>Total</td> <td style="text-align: right;">0.0</td> </tr> </table>	1:	10.1	↗	2:	9.9	↗	3:	*10.7	↗	4:	9.7	↑	5:	10.2	→	Serie	48.0	Total	0.0
1:	10.1	↗																		
2:	9.9	↗																		
3:	*10.7	↗																		
4:	9.7	↑																		
5:	10.2	→																		
Serie	48.0																			
Total	0.0																			

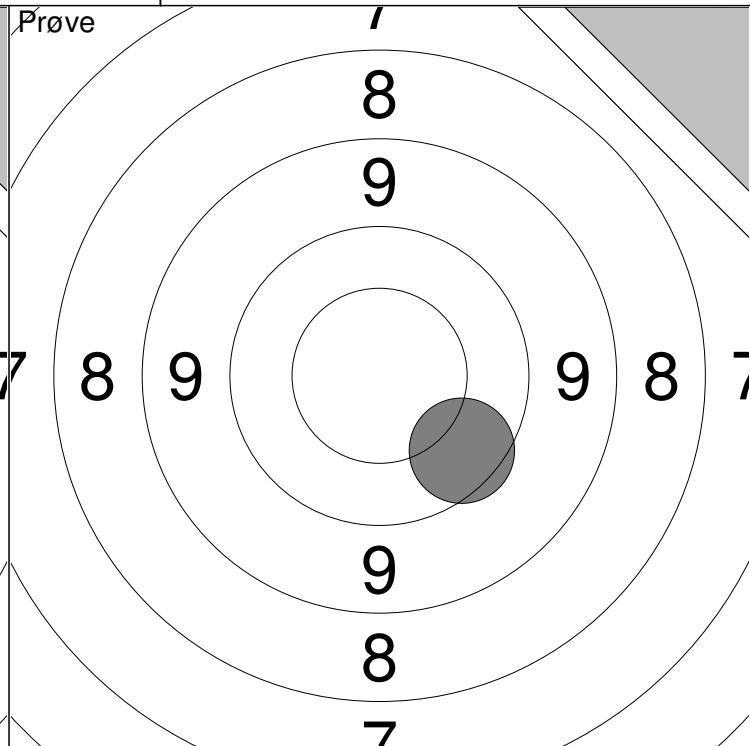
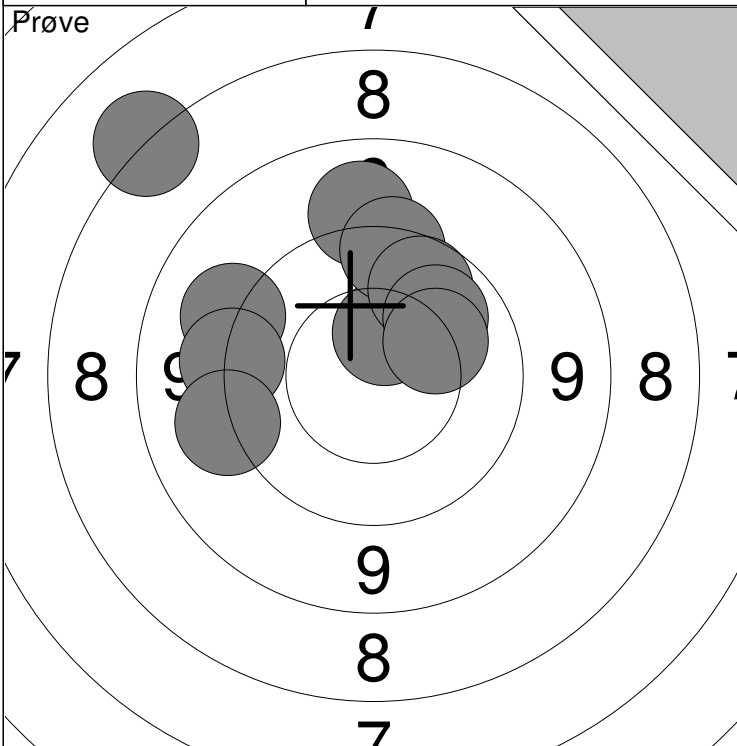
<p>20 Skud</p> 	<table style="width:100%; border-collapse: collapse;"> <tr><td style="width:10%;">1:</td><td style="width:20%;">*10.9</td><td style="width:10%; text-align: right;">↖</td></tr> <tr><td>2:</td><td>10.3</td><td style="text-align: right;">↗</td></tr> <tr><td>3:</td><td>10.4</td><td style="text-align: right;">↘</td></tr> <tr><td>4:</td><td>*10.9</td><td style="text-align: right;">↘</td></tr> <tr><td>5:</td><td>10.1</td><td style="text-align: right;">↗</td></tr> <tr><td>6:</td><td>10.4</td><td style="text-align: right;">↗</td></tr> <tr><td>7:</td><td>*10.7</td><td style="text-align: right;">↗</td></tr> <tr><td>8:</td><td>*10.5</td><td style="text-align: right;">→</td></tr> <tr><td>9:</td><td>*10.7</td><td style="text-align: right;">↖</td></tr> <tr><td>10:</td><td>10.0</td><td style="text-align: right;">↗</td></tr> </table> <table border="1" style="width:100%; border-collapse: collapse; margin-top: 10px;"> <tr> <td style="width:80%;">Serie</td> <td style="text-align: right;">100.0</td> </tr> <tr> <td>Total</td> <td style="text-align: right;">100.0</td> </tr> </table>	1:	*10.9	↖	2:	10.3	↗	3:	10.4	↘	4:	*10.9	↘	5:	10.1	↗	6:	10.4	↗	7:	*10.7	↗	8:	*10.5	→	9:	*10.7	↖	10:	10.0	↗	Serie	100.0	Total	100.0
1:	*10.9	↖																																	
2:	10.3	↗																																	
3:	10.4	↘																																	
4:	*10.9	↘																																	
5:	10.1	↗																																	
6:	10.4	↗																																	
7:	*10.7	↗																																	
8:	*10.5	→																																	
9:	*10.7	↖																																	
10:	10.0	↗																																	
Serie	100.0																																		
Total	100.0																																		

<p>20 Skud</p> 	<table style="width:100%; border-collapse: collapse;"> <tr><td style="width:10%;">11:</td><td style="width:20%;">10.4</td><td style="width:10%; text-align: right;">↖</td></tr> <tr><td>12:</td><td>*10.6</td><td style="text-align: right;">↗</td></tr> <tr><td>13:</td><td>10.1</td><td style="text-align: right;">↘</td></tr> <tr><td>14:</td><td>10.0</td><td style="text-align: right;">↖</td></tr> <tr><td>15:</td><td>*10.6</td><td style="text-align: right;">↘</td></tr> <tr><td>16:</td><td>10.4</td><td style="text-align: right;">→</td></tr> <tr><td>17:</td><td>10.2</td><td style="text-align: right;">↘</td></tr> <tr><td>18:</td><td>10.0</td><td style="text-align: right;">↖</td></tr> <tr><td>19:</td><td>*10.7</td><td style="text-align: right;">↖</td></tr> <tr><td>20:</td><td>9.9</td><td style="text-align: right;">↖</td></tr> </table> <table border="1" style="width:100%; border-collapse: collapse; margin-top: 10px;"> <tr> <td style="width:80%;">Serie</td> <td style="text-align: right;">99.0</td> </tr> <tr> <td>Total</td> <td style="text-align: right;">199.0</td> </tr> </table>	11:	10.4	↖	12:	*10.6	↗	13:	10.1	↘	14:	10.0	↖	15:	*10.6	↘	16:	10.4	→	17:	10.2	↘	18:	10.0	↖	19:	*10.7	↖	20:	9.9	↖	Serie	99.0	Total	199.0
11:	10.4	↖																																	
12:	*10.6	↗																																	
13:	10.1	↘																																	
14:	10.0	↖																																	
15:	*10.6	↘																																	
16:	10.4	→																																	
17:	10.2	↘																																	
18:	10.0	↖																																	
19:	*10.7	↖																																	
20:	9.9	↖																																	
Serie	99.0																																		
Total	199.0																																		

<p>Prøve</p> 	<table style="width:100%; border-collapse: collapse;"> <tr><td style="width:10%;">1:</td><td style="width:15%;">10.4</td><td style="width:10%; text-align: right;">↗</td></tr> <tr><td>2:</td><td>10.0</td><td style="text-align: right;">↘</td></tr> <tr><td>3:</td><td>*10.7</td><td style="text-align: right;">←</td></tr> </table> <table border="1" style="width:100%; border-collapse: collapse; margin-top: 5px;"> <tr> <td style="width:80%;">Serie</td> <td style="text-align: right;">30.0</td> </tr> <tr> <td>Total</td> <td style="text-align: right;">0.0</td> </tr> </table>	1:	10.4	↗	2:	10.0	↘	3:	*10.7	←	Serie	30.0	Total	0.0
1:	10.4	↗												
2:	10.0	↘												
3:	*10.7	←												
Serie	30.0													
Total	0.0													

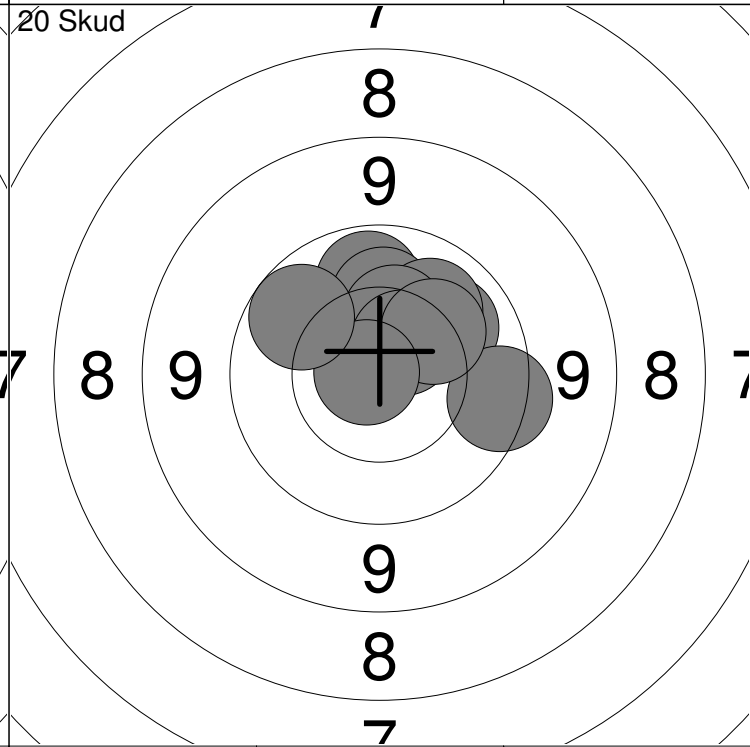
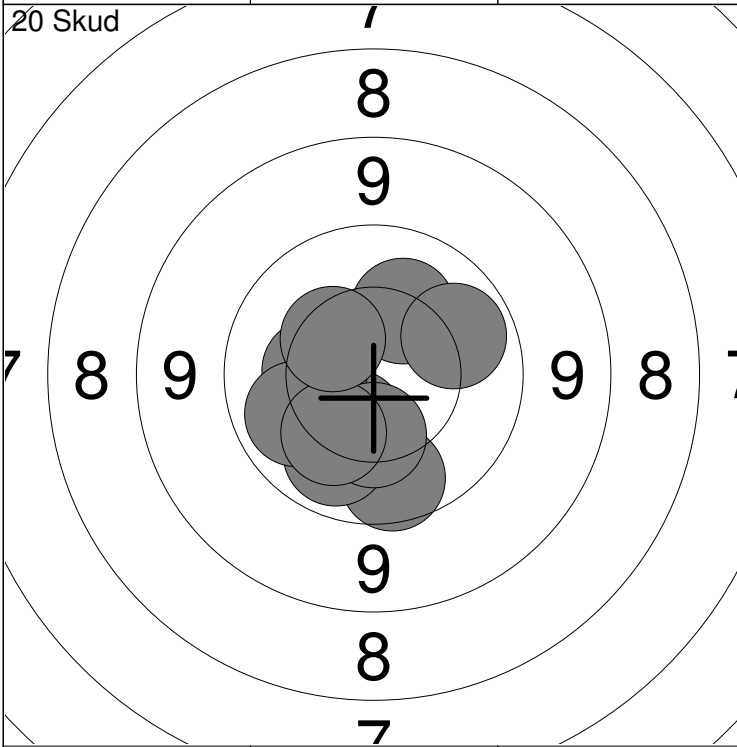
<p>20 Skud</p> 	<table style="width:100%; border-collapse: collapse;"> <tr><td style="width:10%;">1:</td><td style="width:15%;">10.1</td><td style="width:10%; text-align: right;">←</td></tr> <tr><td>2:</td><td>10.0</td><td style="text-align: right;">←</td></tr> <tr><td>3:</td><td>9.9</td><td style="text-align: right;">←</td></tr> <tr><td>4:</td><td>10.4</td><td style="text-align: right;">↑</td></tr> <tr><td>5:</td><td>10.3</td><td style="text-align: right;">↖</td></tr> <tr><td>6:</td><td>10.0</td><td style="text-align: right;">↖</td></tr> <tr><td>7:</td><td>*10.7</td><td style="text-align: right;">↘</td></tr> <tr><td>8:</td><td>10.5</td><td style="text-align: right;">↗</td></tr> <tr><td>9:</td><td>10.2</td><td style="text-align: right;">↑</td></tr> <tr><td>10:</td><td>10.4</td><td style="text-align: right;">↗</td></tr> </table> <table border="1" style="width:100%; border-collapse: collapse; margin-top: 5px;"> <tr> <td style="width:80%;">Serie</td> <td style="text-align: right;">99.0</td> </tr> <tr> <td>Total</td> <td style="text-align: right;">99.0</td> </tr> </table>	1:	10.1	←	2:	10.0	←	3:	9.9	←	4:	10.4	↑	5:	10.3	↖	6:	10.0	↖	7:	*10.7	↘	8:	10.5	↗	9:	10.2	↑	10:	10.4	↗	Serie	99.0	Total	99.0
1:	10.1	←																																	
2:	10.0	←																																	
3:	9.9	←																																	
4:	10.4	↑																																	
5:	10.3	↖																																	
6:	10.0	↖																																	
7:	*10.7	↘																																	
8:	10.5	↗																																	
9:	10.2	↑																																	
10:	10.4	↗																																	
Serie	99.0																																		
Total	99.0																																		

<p>20 Skud</p> 	<table style="width:100%; border-collapse: collapse;"> <tr><td style="width:10%;">11:</td><td style="width:15%;">10.5</td><td style="width:10%; text-align: right;">→</td></tr> <tr><td>12:</td><td>*10.5</td><td style="text-align: right;">↘</td></tr> <tr><td>13:</td><td>*10.8</td><td style="text-align: right;">↖</td></tr> <tr><td>14:</td><td>*10.7</td><td style="text-align: right;">↑</td></tr> <tr><td>15:</td><td>10.5</td><td style="text-align: right;">↗</td></tr> <tr><td>16:</td><td>10.2</td><td style="text-align: right;">↖</td></tr> <tr><td>17:</td><td>10.0</td><td style="text-align: right;">↑</td></tr> <tr><td>18:</td><td>10.1</td><td style="text-align: right;">↗</td></tr> <tr><td>19:</td><td>9.8</td><td style="text-align: right;">↘</td></tr> <tr><td>20:</td><td>*10.5</td><td style="text-align: right;">←</td></tr> </table> <table border="1" style="width:100%; border-collapse: collapse; margin-top: 5px;"> <tr> <td style="width:80%;">Serie</td> <td style="text-align: right;">99.0</td> </tr> <tr> <td>Total</td> <td style="text-align: right;">198.0</td> </tr> </table>	11:	10.5	→	12:	*10.5	↘	13:	*10.8	↖	14:	*10.7	↑	15:	10.5	↗	16:	10.2	↖	17:	10.0	↑	18:	10.1	↗	19:	9.8	↘	20:	*10.5	←	Serie	99.0	Total	198.0
11:	10.5	→																																	
12:	*10.5	↘																																	
13:	*10.8	↖																																	
14:	*10.7	↑																																	
15:	10.5	↗																																	
16:	10.2	↖																																	
17:	10.0	↑																																	
18:	10.1	↗																																	
19:	9.8	↘																																	
20:	*10.5	←																																	
Serie	99.0																																		
Total	198.0																																		



1: 9.3 ↖	6: 9.6 ↑	Serie 91.0
2: 9.4 ←	7: 9.9 ↗	
3: 7.4 ↖	8: 10.1 ↗	Total 0.0
4: 10.5 ↑	9: 10.2 ↗	
5: 9.2 ↑	10: 9.3 ←	

11: 9.8 ↘	Serie 9.0
	Total 0.0



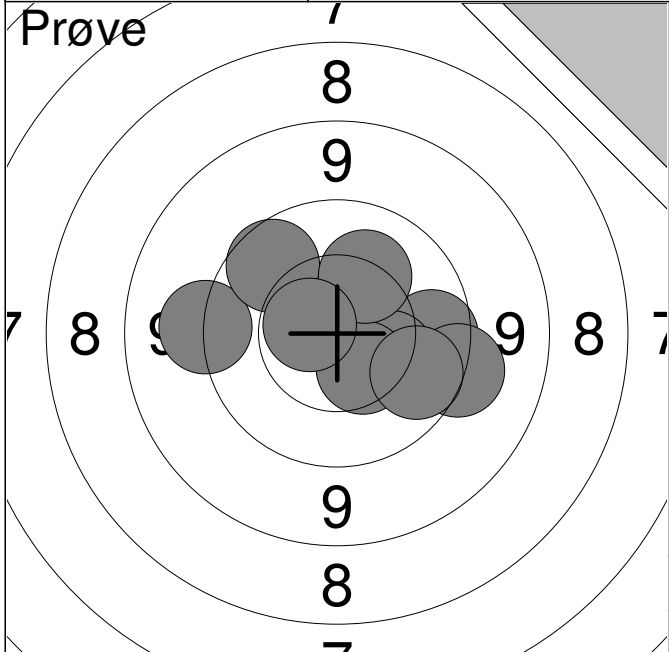
1: 9.9 ↓	6: 10.3 ↓	Serie 99.0
2: 10.4 ↓	7: 10.2 ↑	
3: 10.0 ↓	8: 10.0 →	Total 99.0
4: 10.3 ←	9: 10.2 ↓	
5: 10.1 ←	10: 10.4 ↖	

11: 10.0 ↑	16: 10.3 ↑	Serie 98.0
12: 10.1 ↗	17: 10.5 ↗	
13: 10.2 ↑	18: 10.2 ↗	Total 197.0
14: 10.1 ↗	19: *10.8 ←	
15: 9.7 →	20: 9.9 ↖	

<p>Prøve</p>	<table style="width:100%; border-collapse: collapse;"> <tr><td>1:</td><td>10.2</td><td>↘</td></tr> <tr><td>2:</td><td>9.9</td><td>↘</td></tr> <tr><td>3:</td><td>10.0</td><td>↘</td></tr> <tr><td>4:</td><td>10.1</td><td>↘</td></tr> <tr><td>5:</td><td>10.4</td><td>→</td></tr> <tr><td>6:</td><td>10.4</td><td>↘</td></tr> <tr><td>7:</td><td>10.4</td><td>↗</td></tr> </table>	1:	10.2	↘	2:	9.9	↘	3:	10.0	↘	4:	10.1	↘	5:	10.4	→	6:	10.4	↘	7:	10.4	↗
1:	10.2	↘																				
2:	9.9	↘																				
3:	10.0	↘																				
4:	10.1	↘																				
5:	10.4	→																				
6:	10.4	↘																				
7:	10.4	↗																				
	Serie 69.0																					
	Total 0.0																					

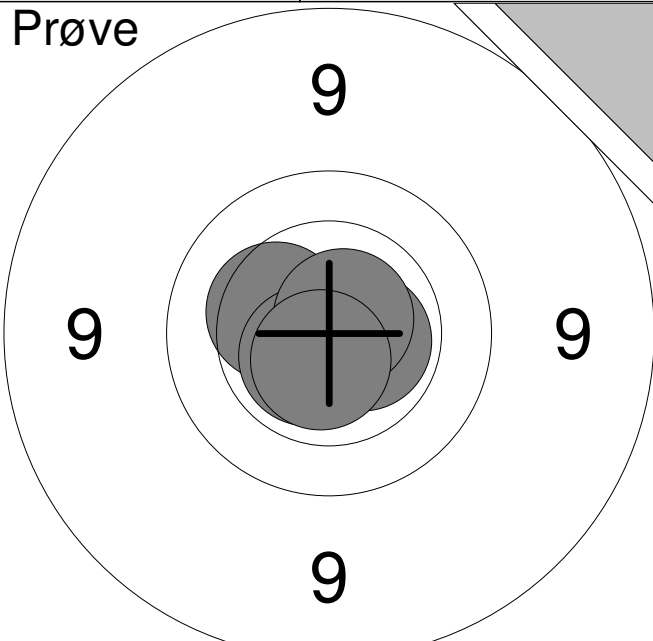
<p>20 Skud</p>	<table style="width:100%; border-collapse: collapse;"> <tr><td>1:</td><td>*10.6</td><td>↘</td></tr> <tr><td>2:</td><td>*10.6</td><td>↘</td></tr> <tr><td>3:</td><td>9.9</td><td>↘</td></tr> <tr><td>4:</td><td>10.4</td><td>↙</td></tr> <tr><td>5:</td><td>10.3</td><td>↘</td></tr> <tr><td>6:</td><td>10.4</td><td>↘</td></tr> <tr><td>7:</td><td>10.2</td><td>→</td></tr> <tr><td>8:</td><td>10.4</td><td>↘</td></tr> <tr><td>9:</td><td>*10.9</td><td>↗</td></tr> <tr><td>10:</td><td>*10.7</td><td>↙</td></tr> </table>	1:	*10.6	↘	2:	*10.6	↘	3:	9.9	↘	4:	10.4	↙	5:	10.3	↘	6:	10.4	↘	7:	10.2	→	8:	10.4	↘	9:	*10.9	↗	10:	*10.7	↙
1:	*10.6	↘																													
2:	*10.6	↘																													
3:	9.9	↘																													
4:	10.4	↙																													
5:	10.3	↘																													
6:	10.4	↘																													
7:	10.2	→																													
8:	10.4	↘																													
9:	*10.9	↗																													
10:	*10.7	↙																													
	Serie 99.0																														
	Total 99.0																														

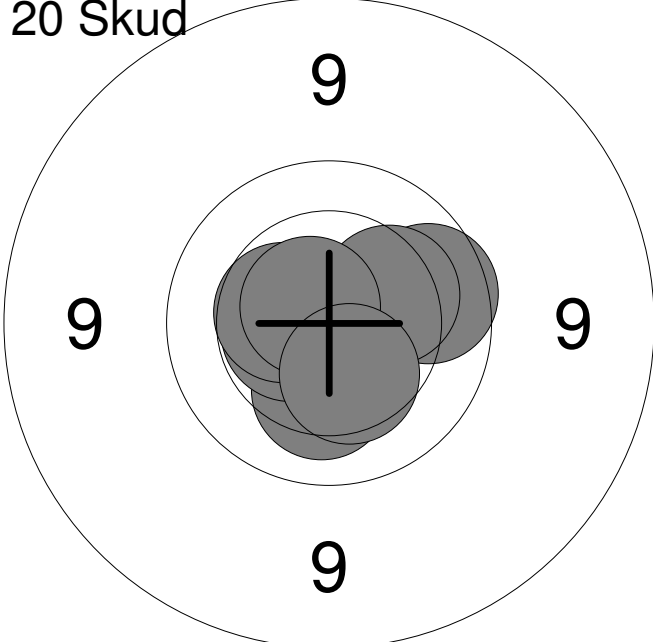
<p>20 Skud</p>	<table style="width:100%; border-collapse: collapse;"> <tr><td>11:</td><td>*10.8</td><td>→</td></tr> <tr><td>12:</td><td>*10.6</td><td>↙</td></tr> <tr><td>13:</td><td>*10.6</td><td>↘</td></tr> <tr><td>14:</td><td>10.4</td><td>→</td></tr> <tr><td>15:</td><td>*10.5</td><td>↘</td></tr> <tr><td>16:</td><td>*10.5</td><td>↗</td></tr> <tr><td>17:</td><td>*10.7</td><td>→</td></tr> <tr><td>18:</td><td>10.5</td><td>↘</td></tr> <tr><td>19:</td><td>9.7</td><td>↙</td></tr> <tr><td>20:</td><td>10.2</td><td>→</td></tr> </table>	11:	*10.8	→	12:	*10.6	↙	13:	*10.6	↘	14:	10.4	→	15:	*10.5	↘	16:	*10.5	↗	17:	*10.7	→	18:	10.5	↘	19:	9.7	↙	20:	10.2	→
11:	*10.8	→																													
12:	*10.6	↙																													
13:	*10.6	↘																													
14:	10.4	→																													
15:	*10.5	↘																													
16:	*10.5	↗																													
17:	*10.7	→																													
18:	10.5	↘																													
19:	9.7	↙																													
20:	10.2	→																													
	Serie 99.0																														
	Total 198.0																														

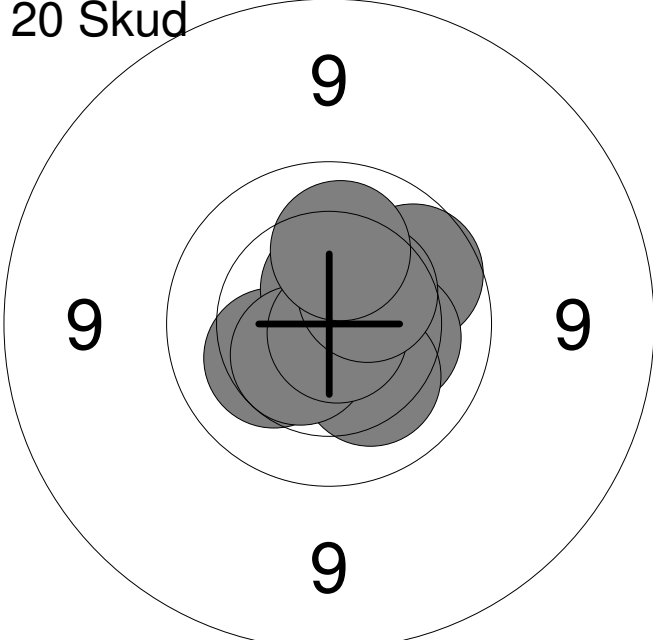
<p>Prøve</p> 	<table style="width:100%; border-collapse: collapse;"> <tr><td style="width:10%;">1:</td><td style="width:15%;">9.8</td><td style="width:10%; text-align: right;">→</td></tr> <tr><td>2:</td><td>9.4</td><td style="text-align: right;">↘</td></tr> <tr><td>3:</td><td>9.4</td><td style="text-align: right;">←</td></tr> <tr><td>4:</td><td>9.9</td><td style="text-align: right;">↗</td></tr> <tr><td>5:</td><td>10.3</td><td style="text-align: right;">↘</td></tr> <tr><td>6:</td><td>10.5</td><td style="text-align: right;">↘</td></tr> <tr><td>7:</td><td>9.9</td><td style="text-align: right;">↘</td></tr> <tr><td>8:</td><td>10.2</td><td style="text-align: right;">↗</td></tr> <tr><td>9:</td><td>*10.6</td><td style="text-align: right;">←</td></tr> </table> <table border="1" style="width:100%; border-collapse: collapse; margin-top: 5px;"> <tr> <td style="width:80%;">Serie</td> <td style="text-align: right;">85.0</td> </tr> <tr> <td>Total</td> <td style="text-align: right;">0.0</td> </tr> </table>	1:	9.8	→	2:	9.4	↘	3:	9.4	←	4:	9.9	↗	5:	10.3	↘	6:	10.5	↘	7:	9.9	↘	8:	10.2	↗	9:	*10.6	←	Serie	85.0	Total	0.0
1:	9.8	→																														
2:	9.4	↘																														
3:	9.4	←																														
4:	9.9	↗																														
5:	10.3	↘																														
6:	10.5	↘																														
7:	9.9	↘																														
8:	10.2	↗																														
9:	*10.6	←																														
Serie	85.0																															
Total	0.0																															

<p>20 Skud</p> 	<table style="width:100%; border-collapse: collapse;"> <tr><td style="width:10%;">1:</td><td style="width:15%;">9.7</td><td style="width:10%; text-align: right;">→</td></tr> <tr><td>2:</td><td>10.1</td><td style="text-align: right;">←</td></tr> <tr><td>3:</td><td>9.3</td><td style="text-align: right;">→</td></tr> <tr><td>4:</td><td>9.4</td><td style="text-align: right;">↗</td></tr> <tr><td>5:</td><td>10.5</td><td style="text-align: right;">→</td></tr> <tr><td>6:</td><td>10.0</td><td style="text-align: right;">↘</td></tr> <tr><td>7:</td><td>10.1</td><td style="text-align: right;">↗</td></tr> <tr><td>8:</td><td>10.4</td><td style="text-align: right;">↘</td></tr> <tr><td>9:</td><td>10.3</td><td style="text-align: right;">↘</td></tr> <tr><td>10:</td><td>10.4</td><td style="text-align: right;">↘</td></tr> </table> <table border="1" style="width:100%; border-collapse: collapse; margin-top: 5px;"> <tr> <td style="width:80%;">Serie</td> <td style="text-align: right;">97.0</td> </tr> <tr> <td>Total</td> <td style="text-align: right;">97.0</td> </tr> </table>	1:	9.7	→	2:	10.1	←	3:	9.3	→	4:	9.4	↗	5:	10.5	→	6:	10.0	↘	7:	10.1	↗	8:	10.4	↘	9:	10.3	↘	10:	10.4	↘	Serie	97.0	Total	97.0
1:	9.7	→																																	
2:	10.1	←																																	
3:	9.3	→																																	
4:	9.4	↗																																	
5:	10.5	→																																	
6:	10.0	↘																																	
7:	10.1	↗																																	
8:	10.4	↘																																	
9:	10.3	↘																																	
10:	10.4	↘																																	
Serie	97.0																																		
Total	97.0																																		

<p>20 Skud</p> 	<table style="width:100%; border-collapse: collapse;"> <tr><td style="width:10%;">11:</td><td style="width:15%;">9.6</td><td style="width:10%; text-align: right;">↘</td></tr> <tr><td>12:</td><td>10.1</td><td style="text-align: right;">↘</td></tr> <tr><td>13:</td><td>10.4</td><td style="text-align: right;">↗</td></tr> <tr><td>14:</td><td>10.0</td><td style="text-align: right;">↗</td></tr> <tr><td>15:</td><td>9.5</td><td style="text-align: right;">↗</td></tr> <tr><td>16:</td><td>9.8</td><td style="text-align: right;">↗</td></tr> <tr><td>17:</td><td>10.4</td><td style="text-align: right;">↗</td></tr> <tr><td>18:</td><td>9.7</td><td style="text-align: right;">↘</td></tr> <tr><td>19:</td><td>9.9</td><td style="text-align: right;">↖</td></tr> <tr><td>20:</td><td>9.1</td><td style="text-align: right;">←</td></tr> </table> <table border="1" style="width:100%; border-collapse: collapse; margin-top: 5px;"> <tr> <td style="width:80%;">Serie</td> <td style="text-align: right;">94.0</td> </tr> <tr> <td>Total</td> <td style="text-align: right;">191.0</td> </tr> </table>	11:	9.6	↘	12:	10.1	↘	13:	10.4	↗	14:	10.0	↗	15:	9.5	↗	16:	9.8	↗	17:	10.4	↗	18:	9.7	↘	19:	9.9	↖	20:	9.1	←	Serie	94.0	Total	191.0
11:	9.6	↘																																	
12:	10.1	↘																																	
13:	10.4	↗																																	
14:	10.0	↗																																	
15:	9.5	↗																																	
16:	9.8	↗																																	
17:	10.4	↗																																	
18:	9.7	↘																																	
19:	9.9	↖																																	
20:	9.1	←																																	
Serie	94.0																																		
Total	191.0																																		

<p>Prøve</p> 	<table style="width:100%; border-collapse: collapse;"> <tr><td style="width:10%;">1:</td><td style="width:15%;">10.3</td><td style="width:10%; text-align: right;">↖</td></tr> <tr><td>2:</td><td>*10.6</td><td style="text-align: right;">↙</td></tr> <tr><td>3:</td><td>*10.6</td><td style="text-align: right;">→</td></tr> <tr><td>4:</td><td>*10.7</td><td style="text-align: right;">↗</td></tr> <tr><td>5:</td><td>*10.7</td><td style="text-align: right;">↘</td></tr> </table> <table border="1" style="width:100%; border-collapse: collapse; margin-top: 5px;"> <tr> <td style="width:80%;">Serie</td> <td style="text-align: right;">50.0</td> </tr> <tr> <td>Total</td> <td style="text-align: right;">0.0</td> </tr> </table>	1:	10.3	↖	2:	*10.6	↙	3:	*10.6	→	4:	*10.7	↗	5:	*10.7	↘	Serie	50.0	Total	0.0
1:	10.3	↖																		
2:	*10.6	↙																		
3:	*10.6	→																		
4:	*10.7	↗																		
5:	*10.7	↘																		
Serie	50.0																			
Total	0.0																			

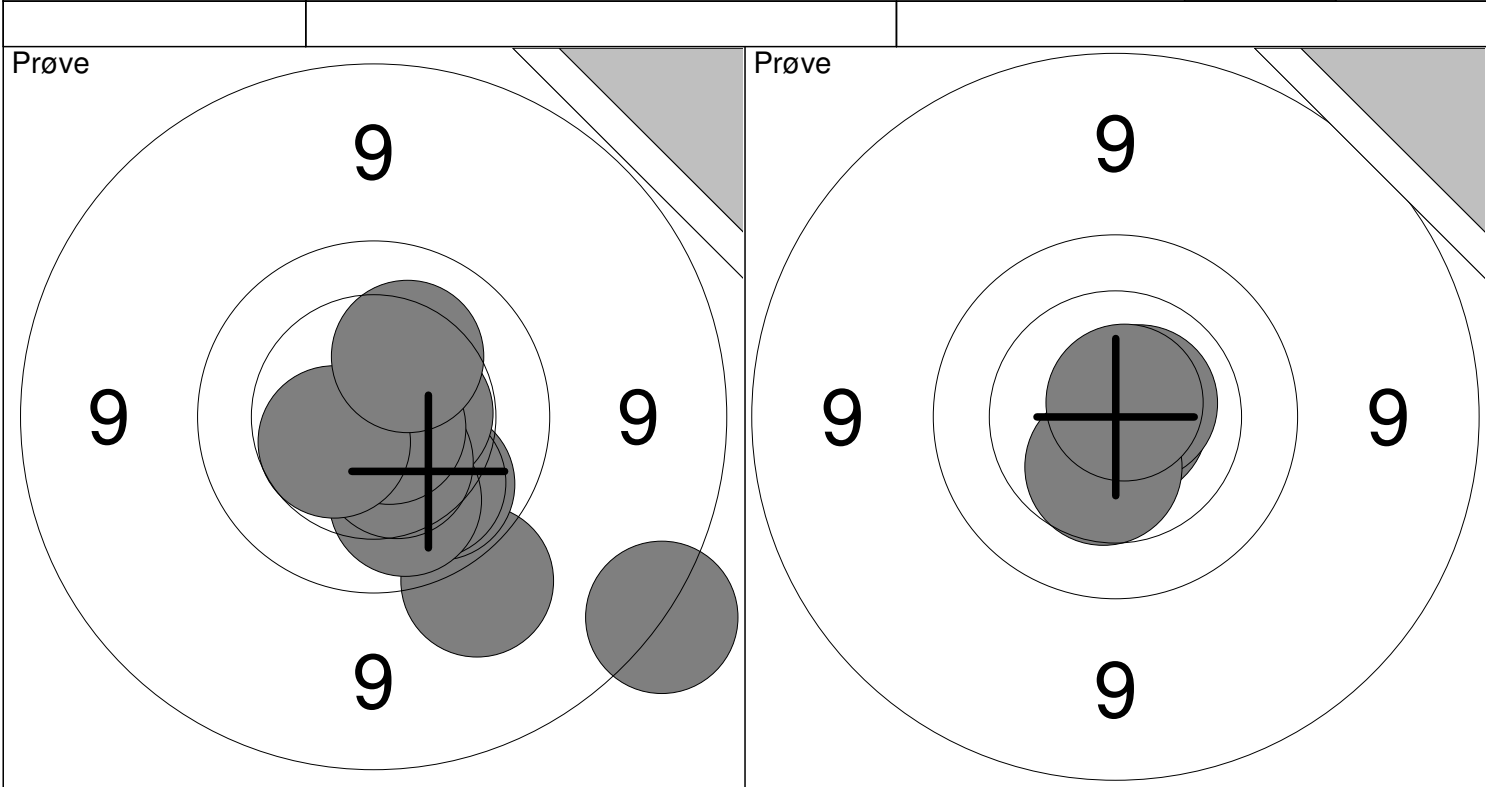
<p>20 Skud</p> 	<table style="width:100%; border-collapse: collapse;"> <tr><td style="width:10%;">1:</td><td style="width:15%;">*10.5</td><td style="width:10%; text-align: right;">←</td></tr> <tr><td>2:</td><td>*10.9</td><td style="text-align: right;">←</td></tr> <tr><td>3:</td><td>*10.9</td><td style="text-align: right;">↑</td></tr> <tr><td>4:</td><td>10.2</td><td style="text-align: right;">↓</td></tr> <tr><td>5:</td><td>*10.5</td><td style="text-align: right;">←</td></tr> <tr><td>6:</td><td>10.4</td><td style="text-align: right;">←</td></tr> <tr><td>7:</td><td>9.9</td><td style="text-align: right;">→</td></tr> <tr><td>8:</td><td>10.2</td><td style="text-align: right;">↗</td></tr> <tr><td>9:</td><td>*10.7</td><td style="text-align: right;">↗</td></tr> <tr><td>10:</td><td>10.4</td><td style="text-align: right;">↓</td></tr> </table> <table border="1" style="width:100%; border-collapse: collapse; margin-top: 5px;"> <tr> <td style="width:80%;">Serie</td> <td style="text-align: right;">99.0</td> </tr> <tr> <td>Total</td> <td style="text-align: right;">99.0</td> </tr> </table>	1:	*10.5	←	2:	*10.9	←	3:	*10.9	↑	4:	10.2	↓	5:	*10.5	←	6:	10.4	←	7:	9.9	→	8:	10.2	↗	9:	*10.7	↗	10:	10.4	↓	Serie	99.0	Total	99.0
1:	*10.5	←																																	
2:	*10.9	←																																	
3:	*10.9	↑																																	
4:	10.2	↓																																	
5:	*10.5	←																																	
6:	10.4	←																																	
7:	9.9	→																																	
8:	10.2	↗																																	
9:	*10.7	↗																																	
10:	10.4	↓																																	
Serie	99.0																																		
Total	99.0																																		

<p>20 Skud</p> 	<table style="width:100%; border-collapse: collapse;"> <tr><td style="width:10%;">11:</td><td style="width:15%;">10.2</td><td style="width:10%; text-align: right;">↙</td></tr> <tr><td>12:</td><td>*10.6</td><td style="text-align: right;">↑</td></tr> <tr><td>13:</td><td>10.4</td><td style="text-align: right;">→</td></tr> <tr><td>14:</td><td>9.9</td><td style="text-align: right;">↗</td></tr> <tr><td>15:</td><td>10.3</td><td style="text-align: right;">→</td></tr> <tr><td>16:</td><td>10.2</td><td style="text-align: right;">↘</td></tr> <tr><td>17:</td><td>*10.5</td><td style="text-align: right;">↙</td></tr> <tr><td>18:</td><td>*10.8</td><td style="text-align: right;">↘</td></tr> <tr><td>19:</td><td>10.4</td><td style="text-align: right;">↗</td></tr> <tr><td>20:</td><td>10.2</td><td style="text-align: right;">↑</td></tr> </table> <table border="1" style="width:100%; border-collapse: collapse; margin-top: 5px;"> <tr> <td style="width:80%;">Serie</td> <td style="text-align: right;">99.0</td> </tr> <tr> <td>Total</td> <td style="text-align: right;">198.0</td> </tr> </table>	11:	10.2	↙	12:	*10.6	↑	13:	10.4	→	14:	9.9	↗	15:	10.3	→	16:	10.2	↘	17:	*10.5	↙	18:	*10.8	↘	19:	10.4	↗	20:	10.2	↑	Serie	99.0	Total	198.0
11:	10.2	↙																																	
12:	*10.6	↑																																	
13:	10.4	→																																	
14:	9.9	↗																																	
15:	10.3	→																																	
16:	10.2	↘																																	
17:	*10.5	↙																																	
18:	*10.8	↘																																	
19:	10.4	↗																																	
20:	10.2	↑																																	
Serie	99.0																																		
Total	198.0																																		

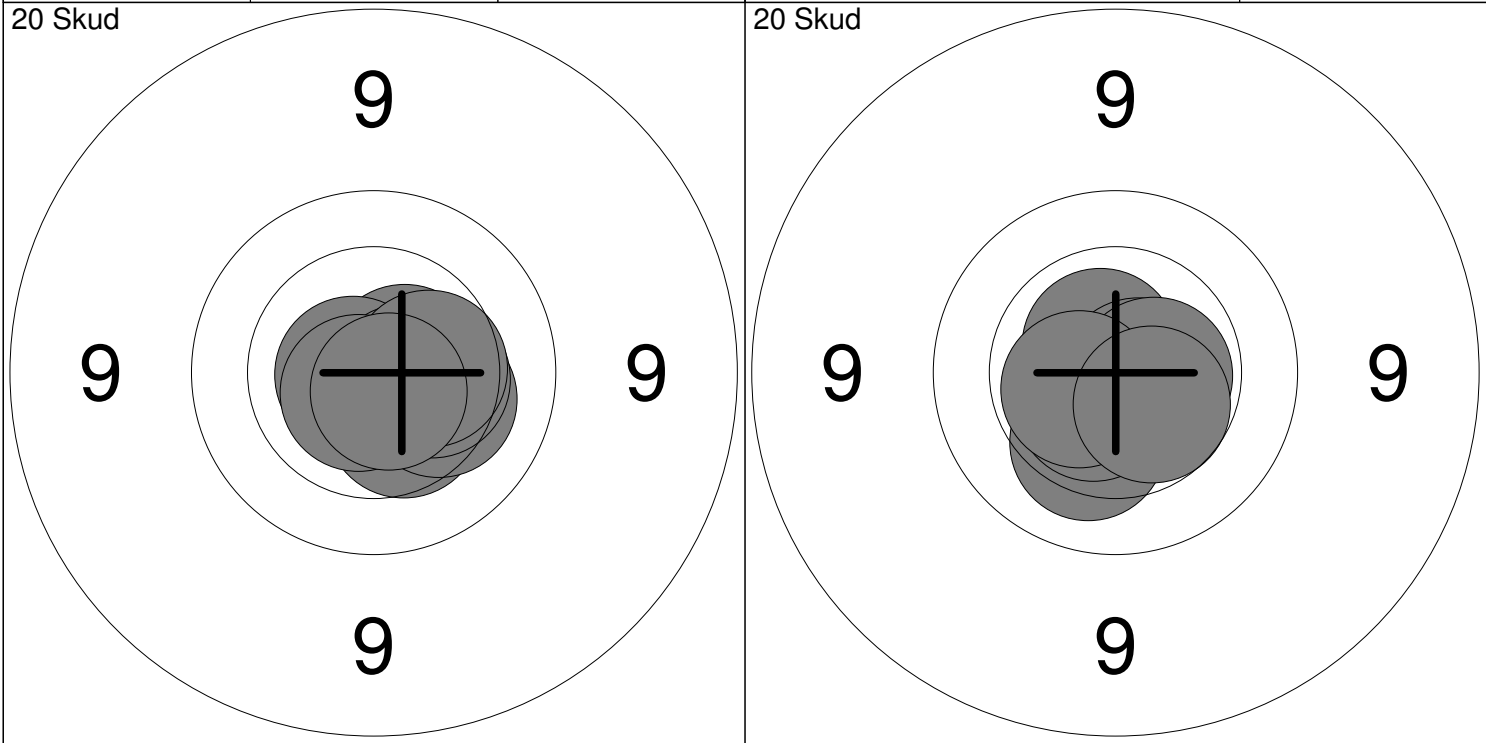
<p>Prøve</p>	<table style="width:100%; border-collapse: collapse;"> <tr><td>1:</td><td>10.2</td><td>↙</td></tr> <tr><td>2:</td><td>9.9</td><td>↓</td></tr> <tr><td>3:</td><td>10.0</td><td>↙</td></tr> <tr><td>4:</td><td>10.3</td><td>←</td></tr> <tr><td>5:</td><td>10.4</td><td>↗</td></tr> <tr><td>6:</td><td>10.4</td><td>↑</td></tr> <tr><td>7:</td><td>9.9</td><td>↗</td></tr> </table>	1:	10.2	↙	2:	9.9	↓	3:	10.0	↙	4:	10.3	←	5:	10.4	↗	6:	10.4	↑	7:	9.9	↗
1:	10.2	↙																				
2:	9.9	↓																				
3:	10.0	↙																				
4:	10.3	←																				
5:	10.4	↗																				
6:	10.4	↑																				
7:	9.9	↗																				
Serie 68.0																						
Total 0.0																						

<p>20 Skud</p>	<table style="width:100%; border-collapse: collapse;"> <tr><td>1:</td><td>*10.6</td><td>→</td></tr> <tr><td>2:</td><td>9.4</td><td>↗</td></tr> <tr><td>3:</td><td>10.1</td><td>→</td></tr> <tr><td>4:</td><td>*10.8</td><td>↘</td></tr> <tr><td>5:</td><td>10.1</td><td>→</td></tr> <tr><td>6:</td><td>9.9</td><td>→</td></tr> <tr><td>7:</td><td>10.4</td><td>↓</td></tr> <tr><td>8:</td><td>*10.6</td><td>→</td></tr> <tr><td>9:</td><td>10.1</td><td>↑</td></tr> <tr><td>10:</td><td>*10.6</td><td>→</td></tr> </table>	1:	*10.6	→	2:	9.4	↗	3:	10.1	→	4:	*10.8	↘	5:	10.1	→	6:	9.9	→	7:	10.4	↓	8:	*10.6	→	9:	10.1	↑	10:	*10.6	→
1:	*10.6	→																													
2:	9.4	↗																													
3:	10.1	→																													
4:	*10.8	↘																													
5:	10.1	→																													
6:	9.9	→																													
7:	10.4	↓																													
8:	*10.6	→																													
9:	10.1	↑																													
10:	*10.6	→																													
Serie 98.0																															
Total 98.0																															

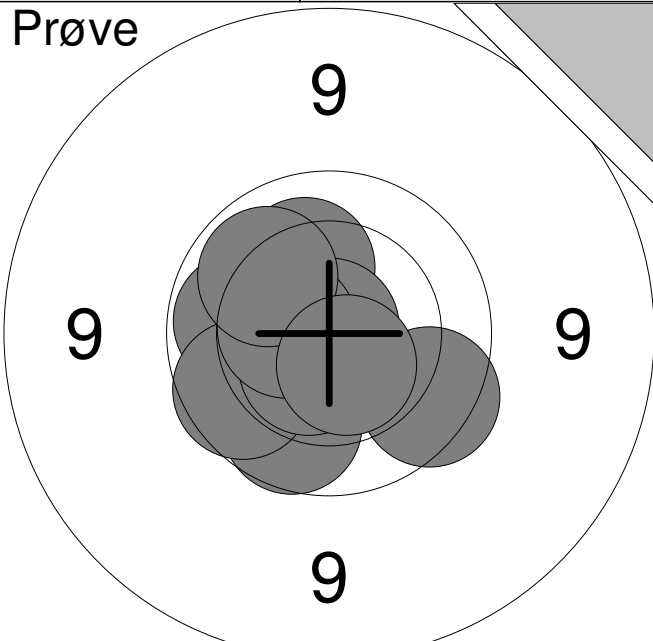
<p>20 Skud</p>	<table style="width:100%; border-collapse: collapse;"> <tr><td>11:</td><td>10.2</td><td>→</td></tr> <tr><td>12:</td><td>10.1</td><td>→</td></tr> <tr><td>13:</td><td>*10.6</td><td>↗</td></tr> <tr><td>14:</td><td>10.4</td><td>↗</td></tr> <tr><td>15:</td><td>10.4</td><td>↗</td></tr> <tr><td>16:</td><td>*10.6</td><td>↘</td></tr> <tr><td>17:</td><td>10.0</td><td>↘</td></tr> <tr><td>18:</td><td>*10.7</td><td>←</td></tr> <tr><td>19:</td><td>10.3</td><td>↘</td></tr> <tr><td>20:</td><td>9.9</td><td>↙</td></tr> </table>	11:	10.2	→	12:	10.1	→	13:	*10.6	↗	14:	10.4	↗	15:	10.4	↗	16:	*10.6	↘	17:	10.0	↘	18:	*10.7	←	19:	10.3	↘	20:	9.9	↙
11:	10.2	→																													
12:	10.1	→																													
13:	*10.6	↗																													
14:	10.4	↗																													
15:	10.4	↗																													
16:	*10.6	↘																													
17:	10.0	↘																													
18:	*10.7	←																													
19:	10.3	↘																													
20:	9.9	↙																													
Serie 99.0																															
Total 197.0																															

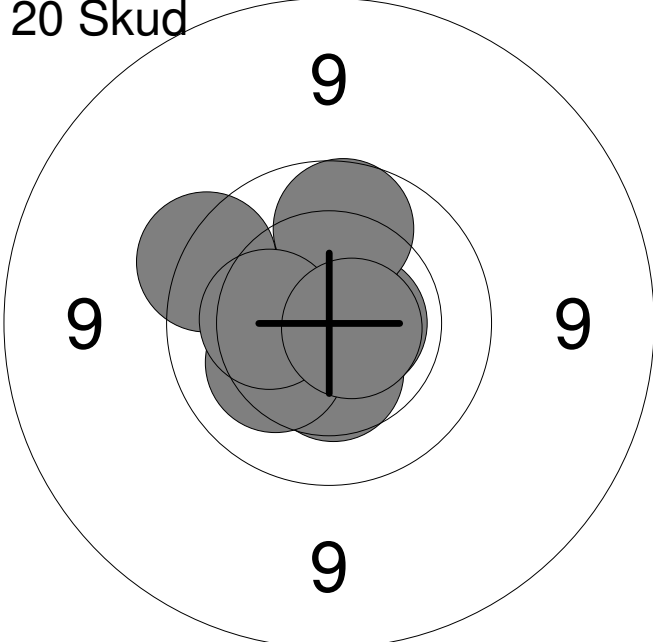


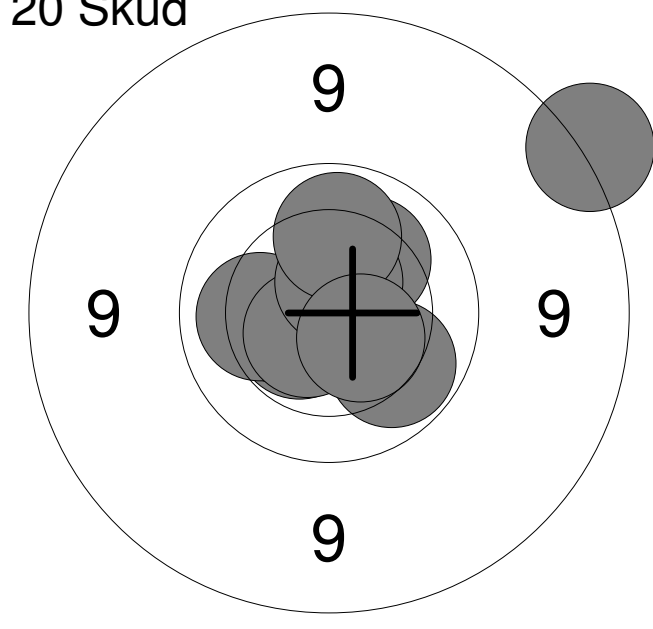
1: 8.7 ↘	6: 10.1 ↘	Serie	97.0	11: *10.8 →	Serie	40.0
2: 9.4 ↘	7: 10.4 ↘		Total	0.0		12: *10.7 ↗
3: 10.0 ↘	8: *10.8 ↘				13: 10.5 ↘	
4: 10.1 ↘	9: *10.5 ↙			14: *10.8 ↗		
5: *10.5 →	10: 10.3 ↗					

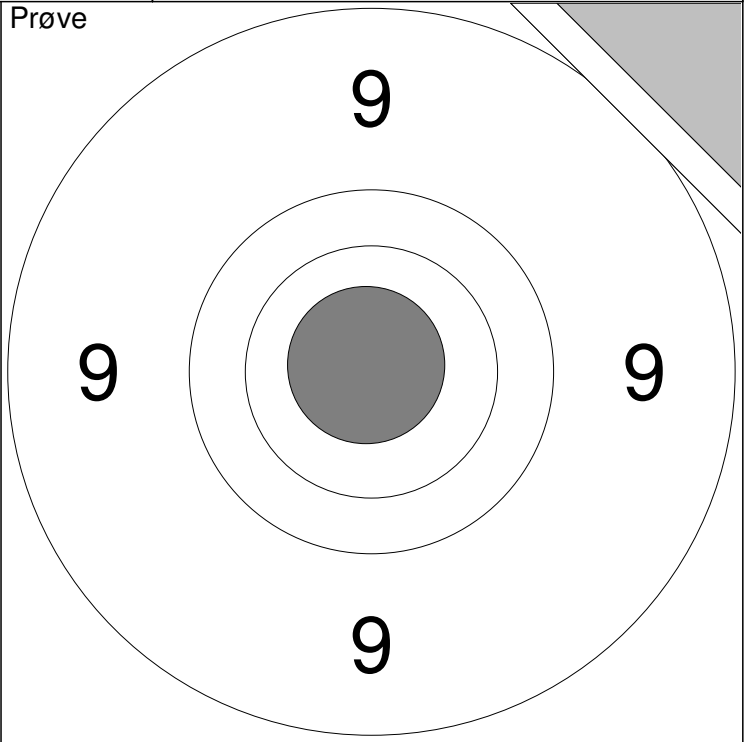
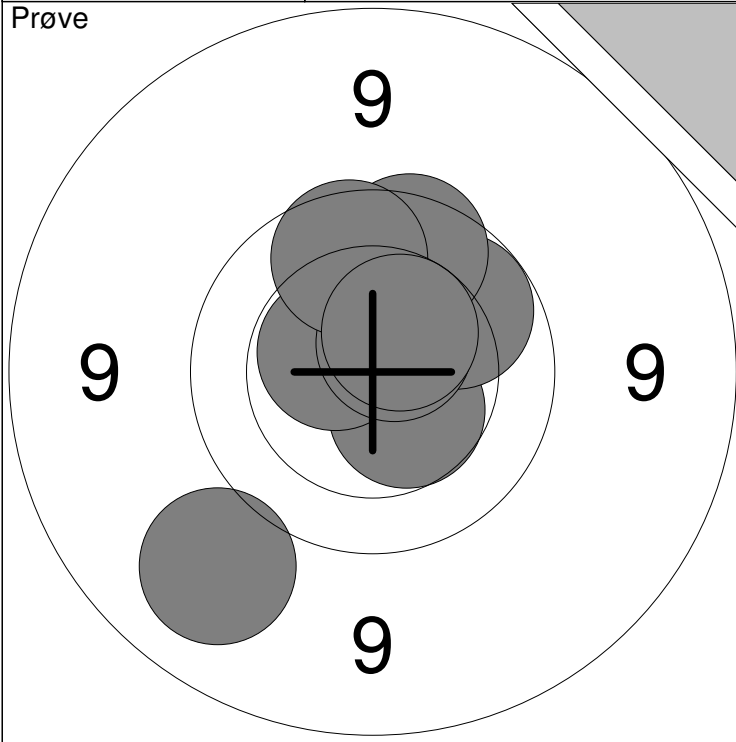


1: *10.6 →	6: *10.6 →	Serie	100.0	11: *10.7 ↗	16: *10.7 →	Serie	100.0
2: 10.4 ↘	7: 10.4 →		Total	100.0	12: *10.6 ↘		17: *10.6 →
3: 10.4 ↘	8: *10.7 ↘				13: 10.2 ↘	18: *10.6 ↘	
4: *10.8 ←	9: 10.4 →			14: *10.7 ↘	19: *10.6 ←		
5: 10.3 ↘	10: *10.7 ↘			15: *10.8 ↘	20: 10.5 ↘		

<p>Prøve</p> 	<table style="width:100%; border-collapse: collapse;"> <tr><td style="width:10%;">1:</td><td style="width:15%;">9.8</td><td style="width:10%; text-align: center;">↘</td></tr> <tr><td>2:</td><td>10.0</td><td style="text-align: center;">←</td></tr> <tr><td>3:</td><td>9.9</td><td style="text-align: center;">↙</td></tr> <tr><td>4:</td><td>10.2</td><td style="text-align: center;">↗</td></tr> <tr><td>5:</td><td>*10.9</td><td style="text-align: center;">↑</td></tr> <tr><td>6:</td><td>9.9</td><td style="text-align: center;">↖</td></tr> <tr><td>7:</td><td>*10.5</td><td style="text-align: center;">↙</td></tr> <tr><td>8:</td><td>*10.5</td><td style="text-align: center;">←</td></tr> <tr><td>9:</td><td>10.0</td><td style="text-align: center;">↗</td></tr> <tr><td>10:</td><td>*10.6</td><td style="text-align: center;">↘</td></tr> </table>	1:	9.8	↘	2:	10.0	←	3:	9.9	↙	4:	10.2	↗	5:	*10.9	↑	6:	9.9	↖	7:	*10.5	↙	8:	*10.5	←	9:	10.0	↗	10:	*10.6	↘
1:	9.8	↘																													
2:	10.0	←																													
3:	9.9	↙																													
4:	10.2	↗																													
5:	*10.9	↑																													
6:	9.9	↖																													
7:	*10.5	↙																													
8:	*10.5	←																													
9:	10.0	↗																													
10:	*10.6	↘																													
<table style="width:100%; border-collapse: collapse;"> <tr> <td style="width:10%;">Serie</td> <td style="width:15%;"></td> <td style="width:10%; text-align: right;">97.0</td> </tr> <tr> <td>Total</td> <td></td> <td style="text-align: right;">0.0</td> </tr> </table>		Serie		97.0	Total		0.0																								
Serie		97.0																													
Total		0.0																													

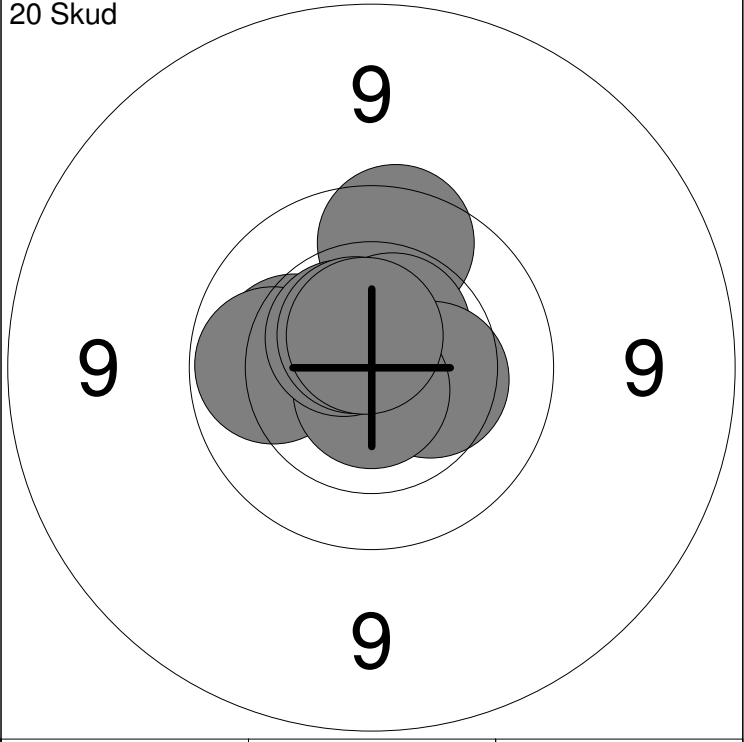
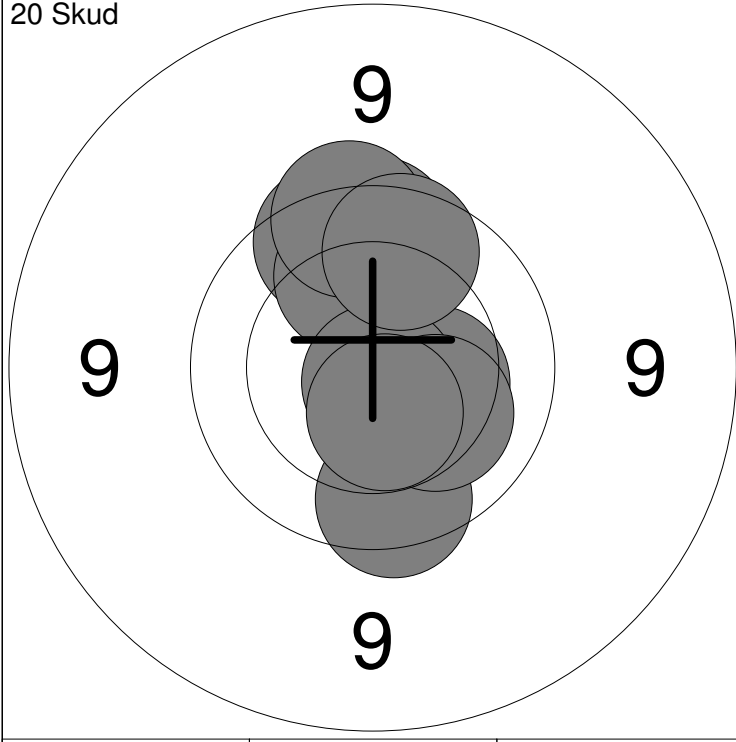
<p>20 Skud</p> 	<table style="width:100%; border-collapse: collapse;"> <tr><td style="width:10%;">1:</td><td style="width:15%;">*10.6</td><td style="width:10%; text-align: center;">→</td></tr> <tr><td>2:</td><td>*10.7</td><td style="text-align: center;">↗</td></tr> <tr><td>3:</td><td>*10.7</td><td style="text-align: center;">↑</td></tr> <tr><td>4:</td><td>*10.8</td><td style="text-align: center;">←</td></tr> <tr><td>5:</td><td>10.4</td><td style="text-align: center;">↘</td></tr> <tr><td>6:</td><td>9.7</td><td style="text-align: center;">↖</td></tr> <tr><td>7:</td><td>9.9</td><td style="text-align: center;">↑</td></tr> <tr><td>8:</td><td>10.2</td><td style="text-align: center;">↖</td></tr> <tr><td>9:</td><td>10.3</td><td style="text-align: center;">←</td></tr> <tr><td>10:</td><td>*10.7</td><td style="text-align: center;">→</td></tr> </table>	1:	*10.6	→	2:	*10.7	↗	3:	*10.7	↑	4:	*10.8	←	5:	10.4	↘	6:	9.7	↖	7:	9.9	↑	8:	10.2	↖	9:	10.3	←	10:	*10.7	→
1:	*10.6	→																													
2:	*10.7	↗																													
3:	*10.7	↑																													
4:	*10.8	←																													
5:	10.4	↘																													
6:	9.7	↖																													
7:	9.9	↑																													
8:	10.2	↖																													
9:	10.3	←																													
10:	*10.7	→																													
<table style="width:100%; border-collapse: collapse;"> <tr> <td style="width:10%;">Serie</td> <td style="width:15%;"></td> <td style="width:10%; text-align: right;">98.0</td> </tr> <tr> <td>Total</td> <td></td> <td style="text-align: right;">98.0</td> </tr> </table>		Serie		98.0	Total		98.0																								
Serie		98.0																													
Total		98.0																													

<p>20 Skud</p> 	<table style="width:100%; border-collapse: collapse;"> <tr><td style="width:10%;">11:</td><td style="width:15%;">*10.5</td><td style="width:10%; text-align: center;">↖</td></tr> <tr><td>12:</td><td>10.2</td><td style="text-align: center;">↗</td></tr> <tr><td>13:</td><td>10.4</td><td style="text-align: center;">←</td></tr> <tr><td>14:</td><td>10.1</td><td style="text-align: center;">←</td></tr> <tr><td>15:</td><td>*10.6</td><td style="text-align: center;">↖</td></tr> <tr><td>16:</td><td>*10.6</td><td style="text-align: center;">↑</td></tr> <tr><td>17:</td><td>8.6</td><td style="text-align: center;">↗</td></tr> <tr><td>18:</td><td>10.0</td><td style="text-align: center;">↘</td></tr> <tr><td>19:</td><td>10.1</td><td style="text-align: center;">↑</td></tr> <tr><td>20:</td><td>10.5</td><td style="text-align: center;">↘</td></tr> </table>	11:	*10.5	↖	12:	10.2	↗	13:	10.4	←	14:	10.1	←	15:	*10.6	↖	16:	*10.6	↑	17:	8.6	↗	18:	10.0	↘	19:	10.1	↑	20:	10.5	↘
11:	*10.5	↖																													
12:	10.2	↗																													
13:	10.4	←																													
14:	10.1	←																													
15:	*10.6	↖																													
16:	*10.6	↑																													
17:	8.6	↗																													
18:	10.0	↘																													
19:	10.1	↑																													
20:	10.5	↘																													
<table style="width:100%; border-collapse: collapse;"> <tr> <td style="width:10%;">Serie</td> <td style="width:15%;"></td> <td style="width:10%; text-align: right;">98.0</td> </tr> <tr> <td>Total</td> <td></td> <td style="text-align: right;">196.0</td> </tr> </table>		Serie		98.0	Total		196.0																								
Serie		98.0																													
Total		196.0																													



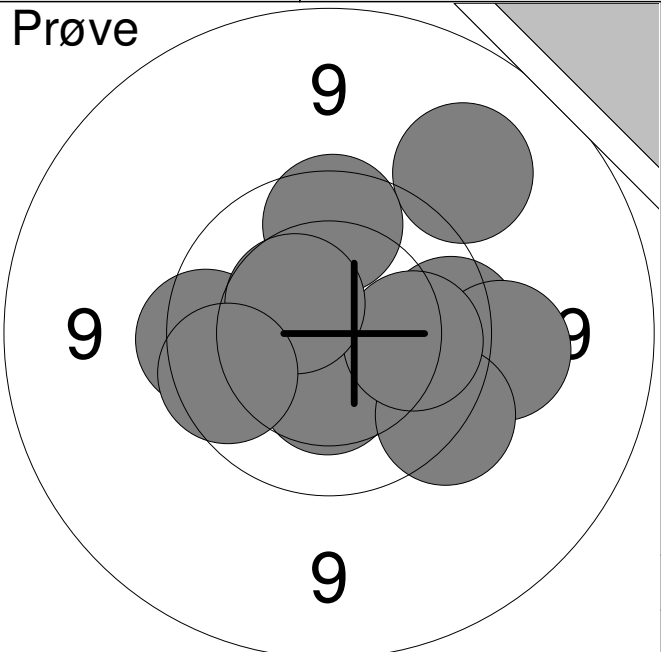
1: 9.2 ↙	6: 9.8 ↗	Serie	97.0
2: *10.6 ↗	7: *10.5 ↙		
3: *10.7 ↗	8: *10.6 ↗	Total	0.0
4: 10.5 ↘	9: 9.9 ↗		
5: 10.0 ↗	10: 10.5 ↗		

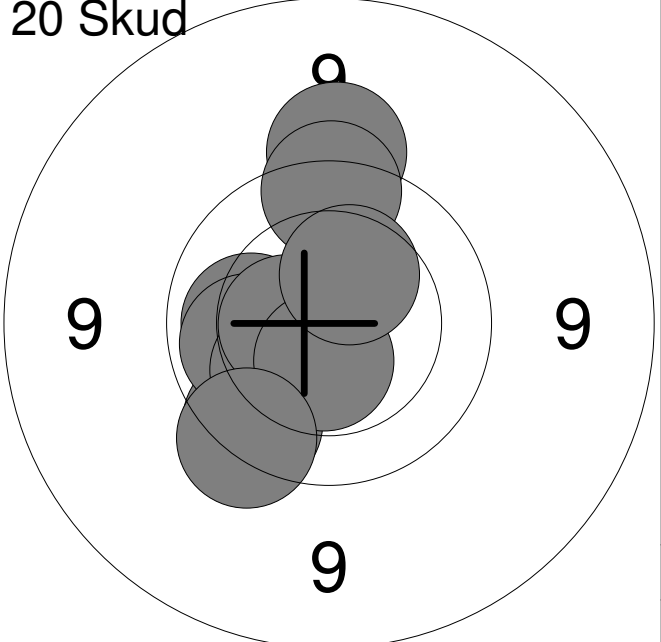
11: *10.9 ↖	Serie	10.0
	Total	0.0

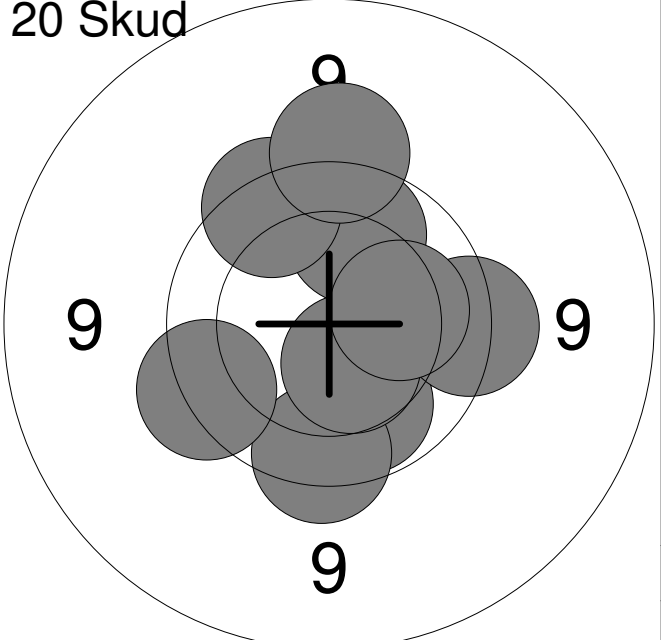


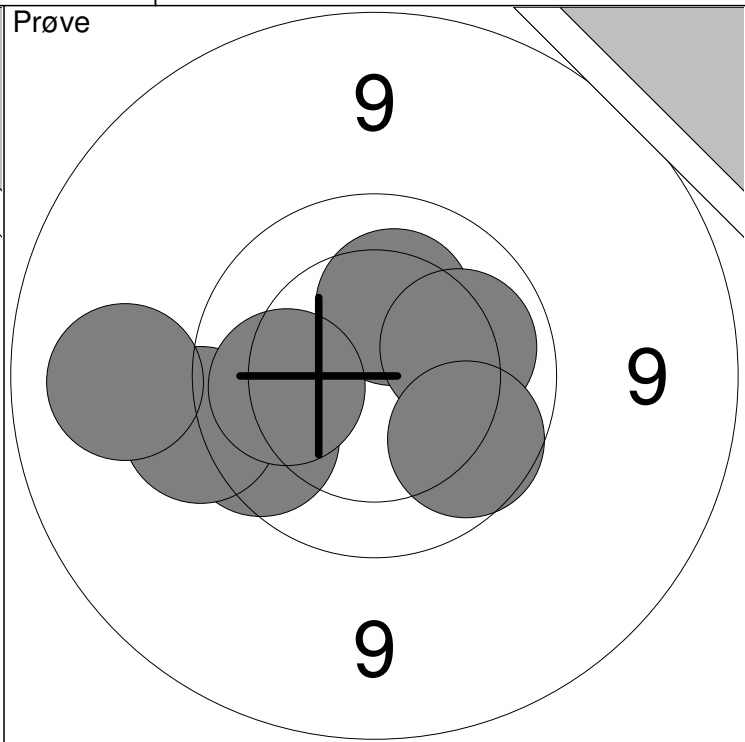
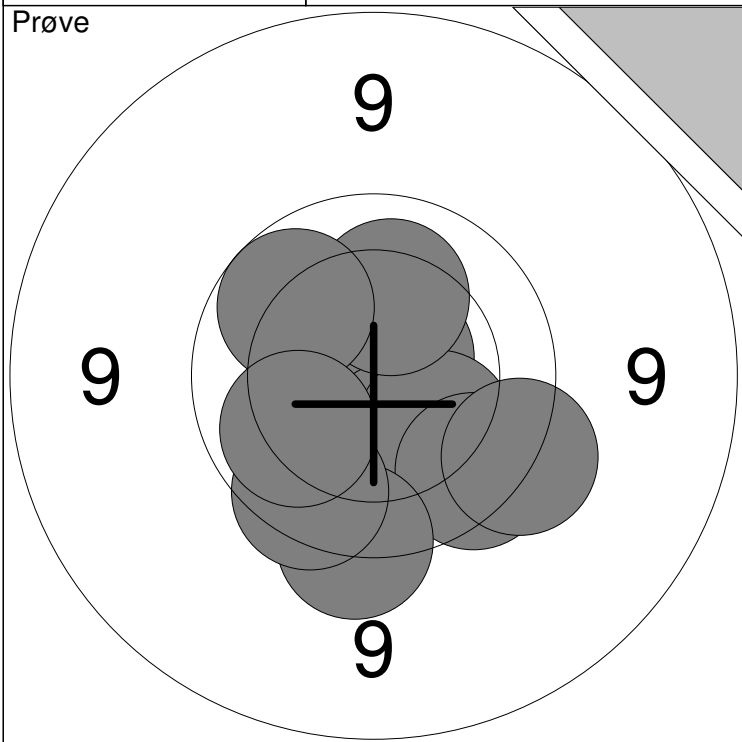
1: 9.8 ↓	6: *10.8 ↓	Serie	95.0
2: 9.8 ↗	7: 10.2 ↘		
3: 9.8 ↗	8: 9.7 ↗	Total	95.0
4: 10.4 →	9: *10.5 ↓		
5: 10.0 ↗	10: 9.9 ↗		

11: 9.8 ↗	16: 10.0 ←	Serie	99.0
12: *10.6 →	17: *10.7 ↓		
13: 10.2 ←	18: *10.6 ↖	Total	194.0
14: *10.5 ↗	19: *10.6 ↗		
15: 10.4 →	20: *10.6 ↗		

<p>Prøve</p> 	<table style="width:100%; border-collapse: collapse;"> <tr><td>1:</td><td>10.4</td><td>↓</td></tr> <tr><td>2:</td><td>9.8</td><td>→</td></tr> <tr><td>3:</td><td>9.2</td><td>↗</td></tr> <tr><td>4:</td><td>9.5</td><td>→</td></tr> <tr><td>5:</td><td>9.8</td><td>←</td></tr> <tr><td>6:</td><td>9.8</td><td>↑</td></tr> <tr><td>7:</td><td>9.6</td><td>↘</td></tr> <tr><td>8:</td><td>10.0</td><td>→</td></tr> <tr><td>9:</td><td>10.5</td><td>↗</td></tr> <tr><td>10:</td><td>9.8</td><td>←</td></tr> </table>	1:	10.4	↓	2:	9.8	→	3:	9.2	↗	4:	9.5	→	5:	9.8	←	6:	9.8	↑	7:	9.6	↘	8:	10.0	→	9:	10.5	↗	10:	9.8	←
1:	10.4	↓																													
2:	9.8	→																													
3:	9.2	↗																													
4:	9.5	→																													
5:	9.8	←																													
6:	9.8	↑																													
7:	9.6	↘																													
8:	10.0	→																													
9:	10.5	↗																													
10:	9.8	←																													
<table style="width:100%; border-collapse: collapse;"> <tr> <td style="width:90%;">Serie</td> <td style="text-align: right;">93.0</td> </tr> <tr> <td colspan="2" style="border-top: 1px solid black;">Total</td> </tr> <tr> <td style="width:90%;"></td> <td style="text-align: right;">0.0</td> </tr> </table>		Serie	93.0	Total			0.0																								
Serie	93.0																														
Total																															
	0.0																														

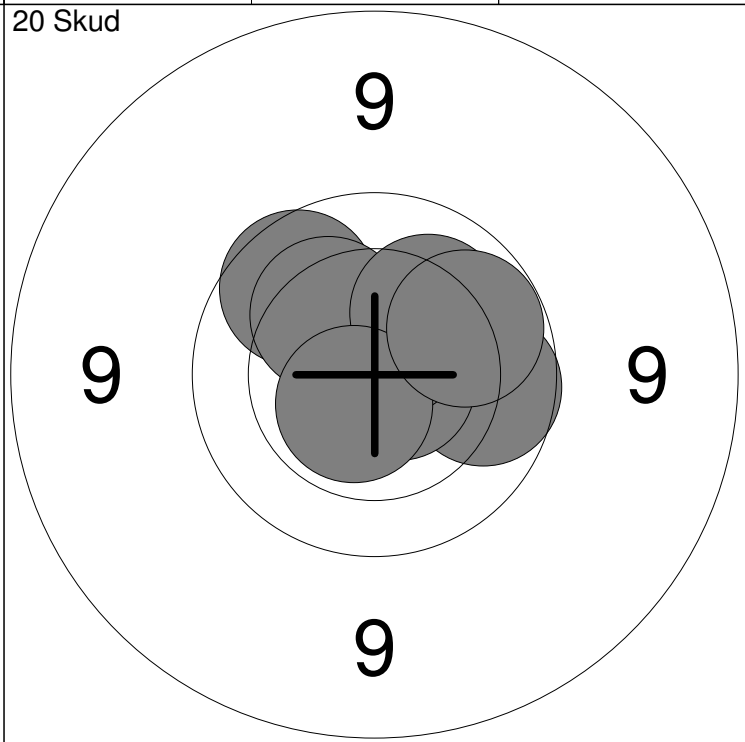
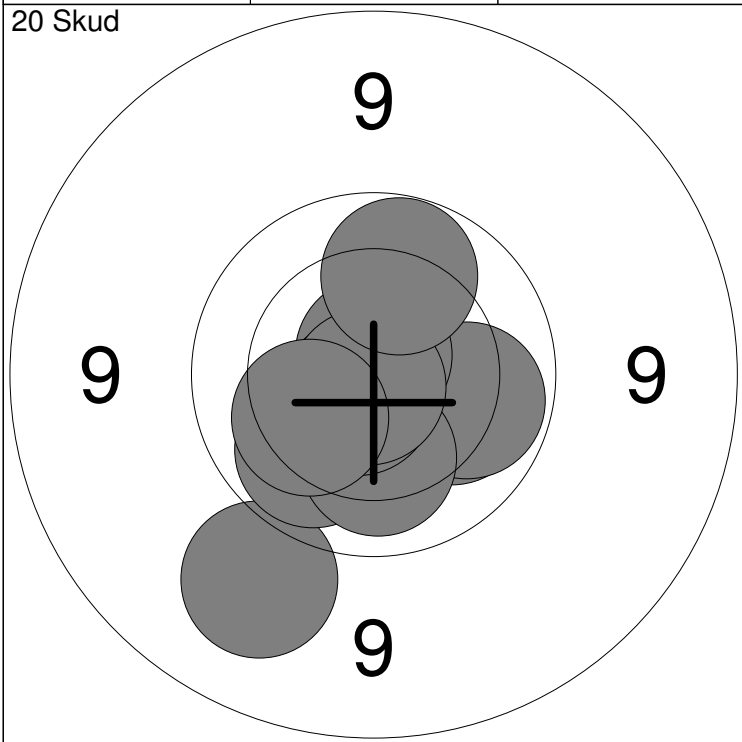
<p>20 Skud</p> 	<table style="width:100%; border-collapse: collapse;"> <tr><td>1:</td><td>10.1</td><td>←</td></tr> <tr><td>2:</td><td>9.7</td><td>↘</td></tr> <tr><td>3:</td><td>10.1</td><td>←</td></tr> <tr><td>4:</td><td>10.2</td><td>↘</td></tr> <tr><td>5:</td><td>*10.5</td><td>←</td></tr> <tr><td>6:</td><td>*10.5</td><td>↓</td></tr> <tr><td>7:</td><td>9.5</td><td>↑</td></tr> <tr><td>8:</td><td>9.7</td><td>↑</td></tr> <tr><td>9:</td><td>9.6</td><td>↘</td></tr> <tr><td>10:</td><td>10.4</td><td>↗</td></tr> </table>	1:	10.1	←	2:	9.7	↘	3:	10.1	←	4:	10.2	↘	5:	*10.5	←	6:	*10.5	↓	7:	9.5	↑	8:	9.7	↑	9:	9.6	↘	10:	10.4	↗
1:	10.1	←																													
2:	9.7	↘																													
3:	10.1	←																													
4:	10.2	↘																													
5:	*10.5	←																													
6:	*10.5	↓																													
7:	9.5	↑																													
8:	9.7	↑																													
9:	9.6	↘																													
10:	10.4	↗																													
<table style="width:100%; border-collapse: collapse;"> <tr> <td style="width:90%;">Serie</td> <td style="text-align: right;">96.0</td> </tr> <tr> <td colspan="2" style="border-top: 1px solid black;">Total</td> </tr> <tr> <td style="width:90%;"></td> <td style="text-align: right;">96.0</td> </tr> </table>		Serie	96.0	Total			96.0																								
Serie	96.0																														
Total																															
	96.0																														

<p>20 Skud</p> 	<table style="width:100%; border-collapse: collapse;"> <tr><td>11:</td><td>9.9</td><td>↗</td></tr> <tr><td>12:</td><td>9.7</td><td>↗</td></tr> <tr><td>13:</td><td>9.5</td><td>↑</td></tr> <tr><td>14:</td><td>10.4</td><td>↘</td></tr> <tr><td>15:</td><td>10.0</td><td>↘</td></tr> <tr><td>16:</td><td>9.7</td><td>↓</td></tr> <tr><td>17:</td><td>9.7</td><td>↙</td></tr> <tr><td>18:</td><td>10.5</td><td>↘</td></tr> <tr><td>19:</td><td>9.7</td><td>→</td></tr> <tr><td>20:</td><td>10.2</td><td>→</td></tr> </table>	11:	9.9	↗	12:	9.7	↗	13:	9.5	↑	14:	10.4	↘	15:	10.0	↘	16:	9.7	↓	17:	9.7	↙	18:	10.5	↘	19:	9.7	→	20:	10.2	→
11:	9.9	↗																													
12:	9.7	↗																													
13:	9.5	↑																													
14:	10.4	↘																													
15:	10.0	↘																													
16:	9.7	↓																													
17:	9.7	↙																													
18:	10.5	↘																													
19:	9.7	→																													
20:	10.2	→																													
<table style="width:100%; border-collapse: collapse;"> <tr> <td style="width:90%;">Serie</td> <td style="text-align: right;">94.0</td> </tr> <tr> <td colspan="2" style="border-top: 1px solid black;">Total</td> </tr> <tr> <td style="width:90%;"></td> <td style="text-align: right;">190.0</td> </tr> </table>		Serie	94.0	Total			190.0																								
Serie	94.0																														
Total																															
	190.0																														



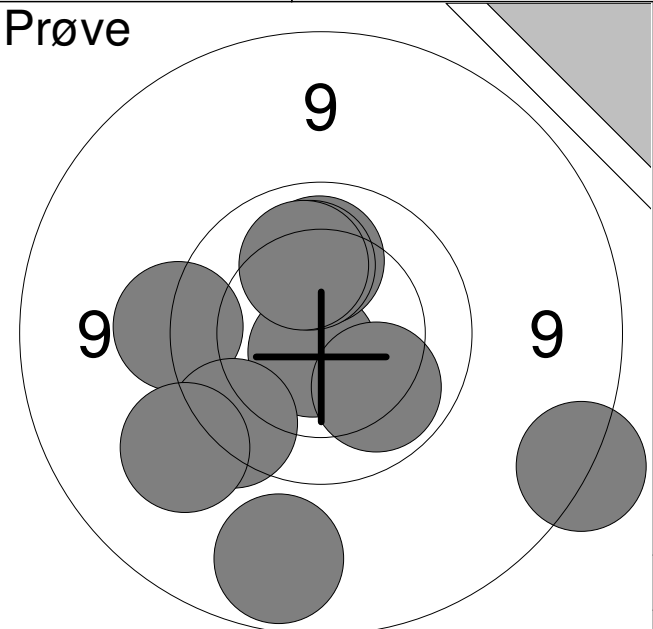
1: *10.7 ↗	6: 9.6 ↓	Serie	95.0
2: 10.3 ↓	7: 9.6 ↘		
3: 10.2 ↓	8: 9.8 ↓	Total	0.0
4: 9.8 ↓	9: 9.9 ↗		
5: 10.2 ↑	10: 10.1 ↙		

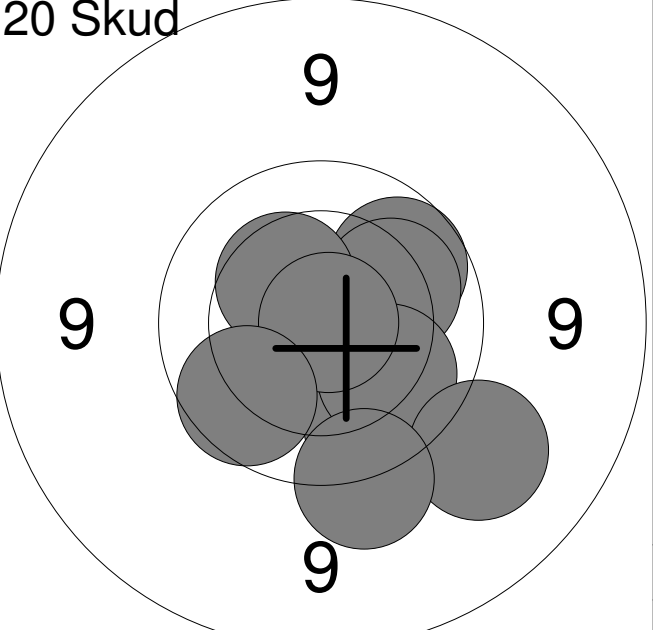
11: 10.3 ↑	16: 10.1 ←	Serie	66.0
12: 10.1 →	17: 9.9 ↘		
13: 9.8 ↙	14: 9.5 ←	Total	0.0
15: 9.1 ←			

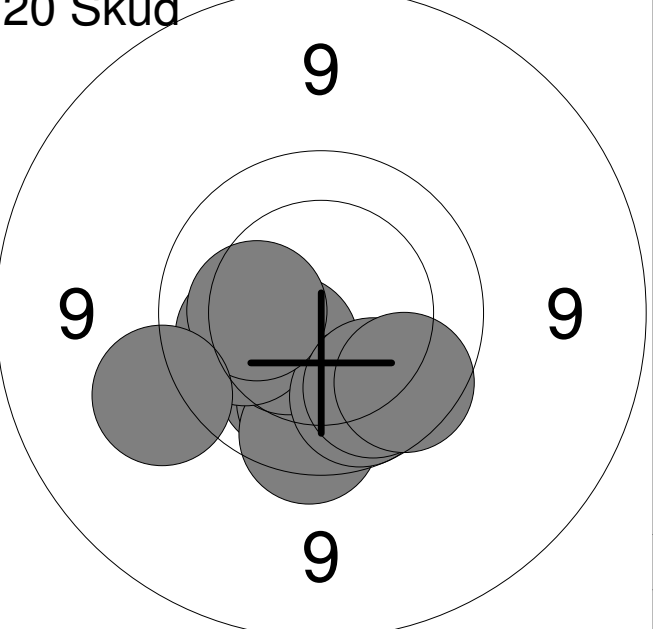


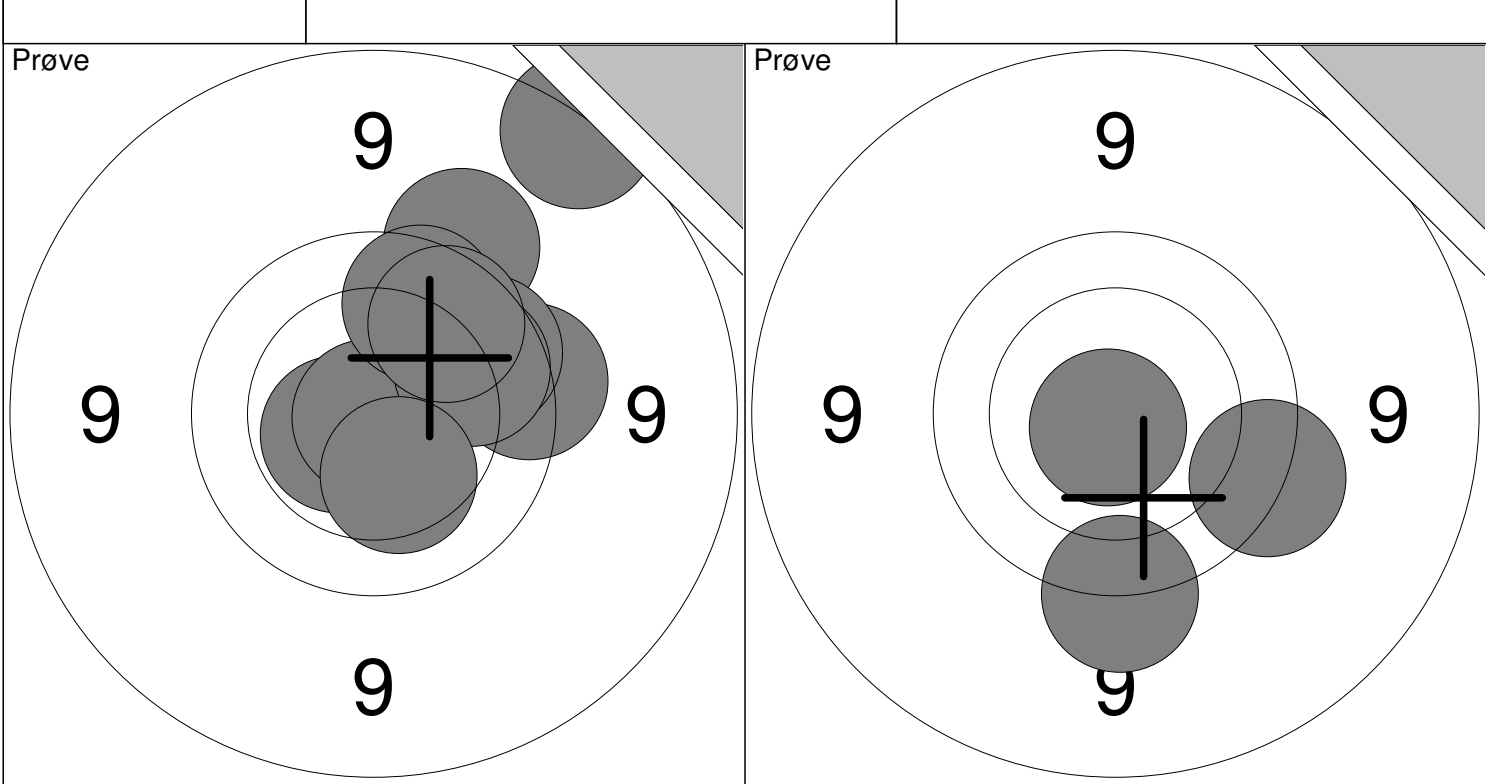
1: 9.2 ↙	6: 10.1 ↓	Serie	99.0
2: 10.1 →	7: *10.7 ↙		
3: 10.0 →	8: *10.8 ↓	Total	99.0
4: 10.0 ↙	9: 10.0 ↑		
5: *10.8 ↑	10: 10.2 ↙		

11: 10.1 →	16: *10.6 ↑	Serie	98.0
12: 9.9 ↗	17: 10.2 ↗		
13: 9.9 →	18: 10.2 ↗	Total	197.0
14: *10.9 ←	19: *10.6 ↙		
15: *10.7 →	20: 10.0 ↗		

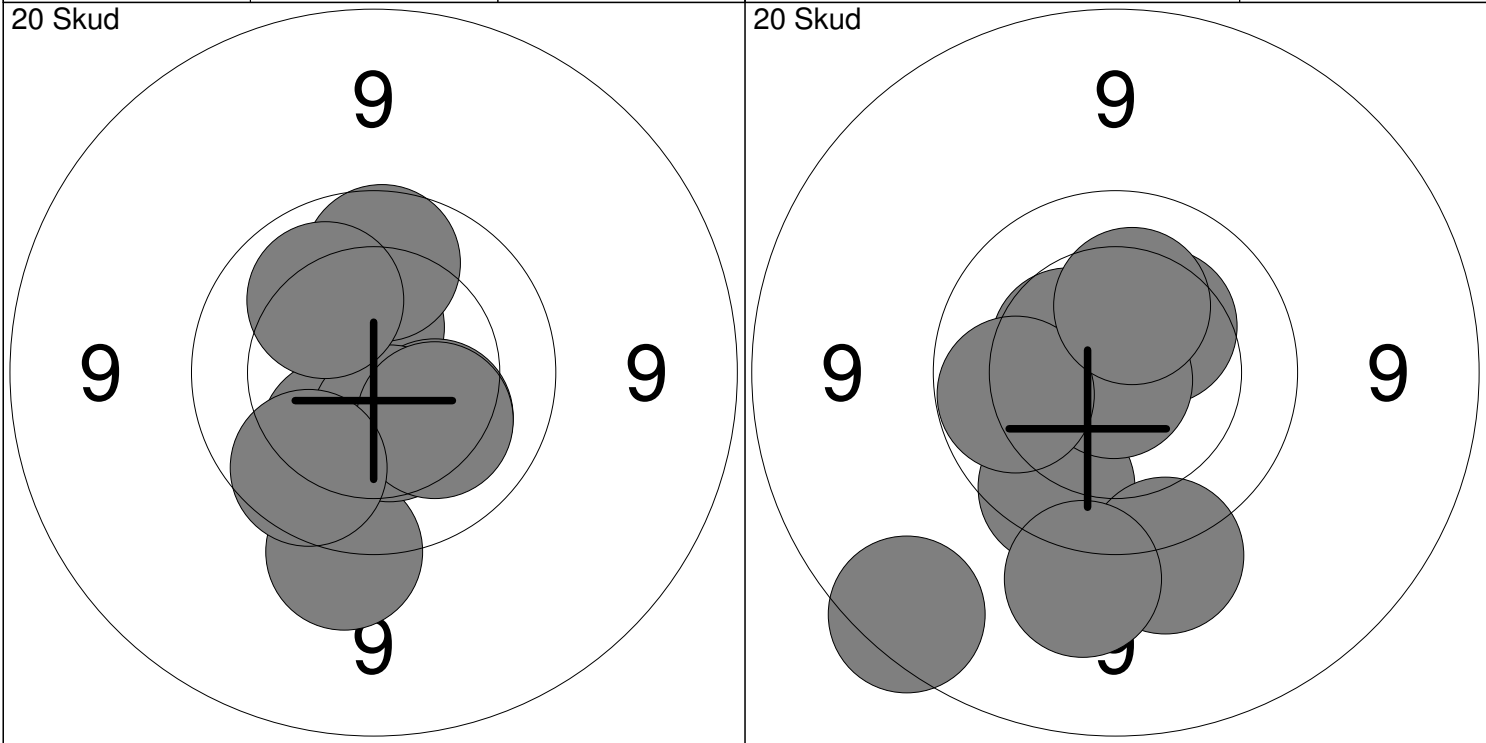
<p>Prøve</p> 	<table style="width:100%; border-collapse: collapse;"> <tr><td>1:</td><td>8.7</td><td>↘</td></tr> <tr><td>2:</td><td>*10.7</td><td>↙</td></tr> <tr><td>3:</td><td>10.1</td><td>↑</td></tr> <tr><td>4:</td><td>10.1</td><td>↑</td></tr> <tr><td>5:</td><td>9.6</td><td>←</td></tr> <tr><td>6:</td><td>9.7</td><td>↙</td></tr> <tr><td>7:</td><td>10.1</td><td>↑</td></tr> <tr><td>8:</td><td>9.3</td><td>↙</td></tr> <tr><td>9:</td><td>10.1</td><td>↘</td></tr> <tr><td>10:</td><td>9.0</td><td>↙</td></tr> </table>	1:	8.7	↘	2:	*10.7	↙	3:	10.1	↑	4:	10.1	↑	5:	9.6	←	6:	9.7	↙	7:	10.1	↑	8:	9.3	↙	9:	10.1	↘	10:	9.0	↙
1:	8.7	↘																													
2:	*10.7	↙																													
3:	10.1	↑																													
4:	10.1	↑																													
5:	9.6	←																													
6:	9.7	↙																													
7:	10.1	↑																													
8:	9.3	↙																													
9:	10.1	↘																													
10:	9.0	↙																													
<table style="width:100%; border-collapse: collapse;"> <tr> <td style="width:45%;">Serie</td> <td style="width:55%; text-align: right;">94.0</td> </tr> <tr> <td>Total</td> <td style="text-align: right;">0.0</td> </tr> </table>		Serie	94.0	Total	0.0																										
Serie	94.0																														
Total	0.0																														

<p>20 Skud</p> 	<table style="width:100%; border-collapse: collapse;"> <tr><td>1:</td><td>9.9</td><td>↗</td></tr> <tr><td>2:</td><td>*10.7</td><td>↗</td></tr> <tr><td>3:</td><td>9.8</td><td>↘</td></tr> <tr><td>4:</td><td>10.1</td><td>↗</td></tr> <tr><td>5:</td><td>10.1</td><td>↘</td></tr> <tr><td>6:</td><td>10.4</td><td>↗</td></tr> <tr><td>7:</td><td>*10.9</td><td>→</td></tr> <tr><td>8:</td><td>9.9</td><td>↙</td></tr> <tr><td>9:</td><td>9.3</td><td>↘</td></tr> <tr><td>10:</td><td>9.5</td><td>↘</td></tr> </table>	1:	9.9	↗	2:	*10.7	↗	3:	9.8	↘	4:	10.1	↗	5:	10.1	↘	6:	10.4	↗	7:	*10.9	→	8:	9.9	↙	9:	9.3	↘	10:	9.5	↘
1:	9.9	↗																													
2:	*10.7	↗																													
3:	9.8	↘																													
4:	10.1	↗																													
5:	10.1	↘																													
6:	10.4	↗																													
7:	*10.9	→																													
8:	9.9	↙																													
9:	9.3	↘																													
10:	9.5	↘																													
<table style="width:100%; border-collapse: collapse;"> <tr> <td style="width:45%;">Serie</td> <td style="width:55%; text-align: right;">95.0</td> </tr> <tr> <td>Total</td> <td style="text-align: right;">95.0</td> </tr> </table>		Serie	95.0	Total	95.0																										
Serie	95.0																														
Total	95.0																														

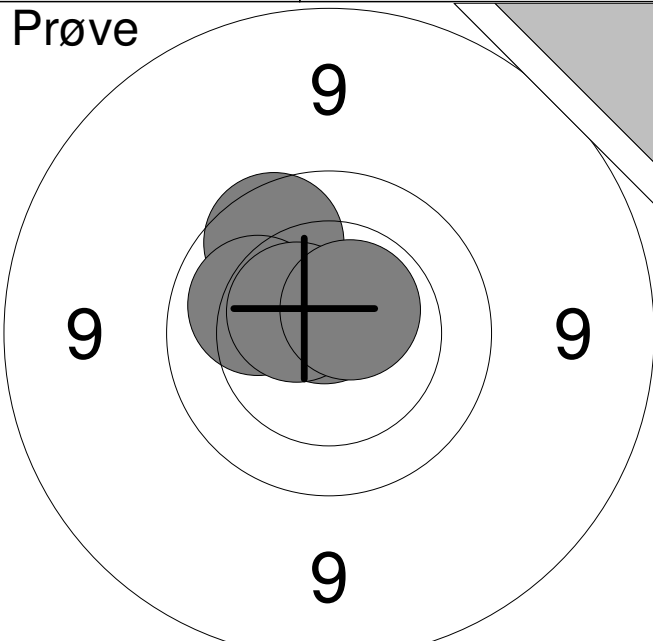
<p>20 Skud</p> 	<table style="width:100%; border-collapse: collapse;"> <tr><td>11:</td><td>10.1</td><td>↙</td></tr> <tr><td>12:</td><td>10.0</td><td>↘</td></tr> <tr><td>13:</td><td>9.8</td><td>↘</td></tr> <tr><td>14:</td><td>10.5</td><td>↙</td></tr> <tr><td>15:</td><td>10.1</td><td>←</td></tr> <tr><td>16:</td><td>10.0</td><td>↘</td></tr> <tr><td>17:</td><td>10.3</td><td>←</td></tr> <tr><td>18:</td><td>10.0</td><td>↘</td></tr> <tr><td>19:</td><td>9.4</td><td>↙</td></tr> <tr><td>20:</td><td>9.8</td><td>↘</td></tr> </table>	11:	10.1	↙	12:	10.0	↘	13:	9.8	↘	14:	10.5	↙	15:	10.1	←	16:	10.0	↘	17:	10.3	←	18:	10.0	↘	19:	9.4	↙	20:	9.8	↘
11:	10.1	↙																													
12:	10.0	↘																													
13:	9.8	↘																													
14:	10.5	↙																													
15:	10.1	←																													
16:	10.0	↘																													
17:	10.3	←																													
18:	10.0	↘																													
19:	9.4	↙																													
20:	9.8	↘																													
<table style="width:100%; border-collapse: collapse;"> <tr> <td style="width:45%;">Serie</td> <td style="width:55%; text-align: right;">97.0</td> </tr> <tr> <td>Total</td> <td style="text-align: right;">192.0</td> </tr> </table>		Serie	97.0	Total	192.0																										
Serie	97.0																														
Total	192.0																														

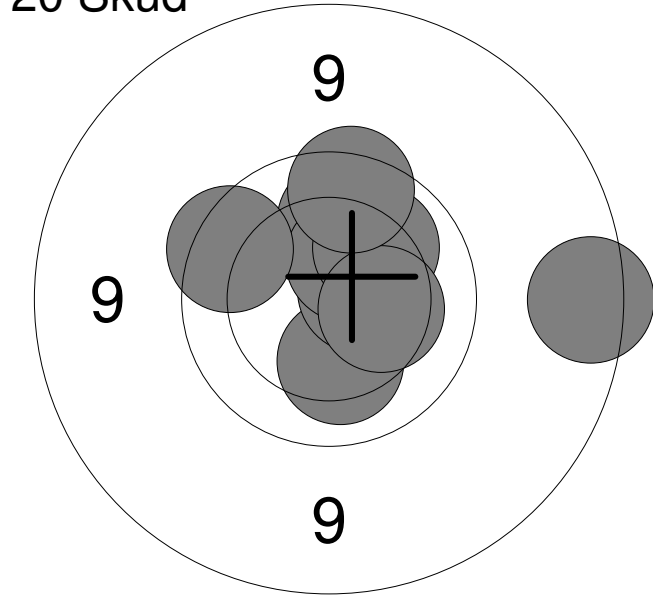


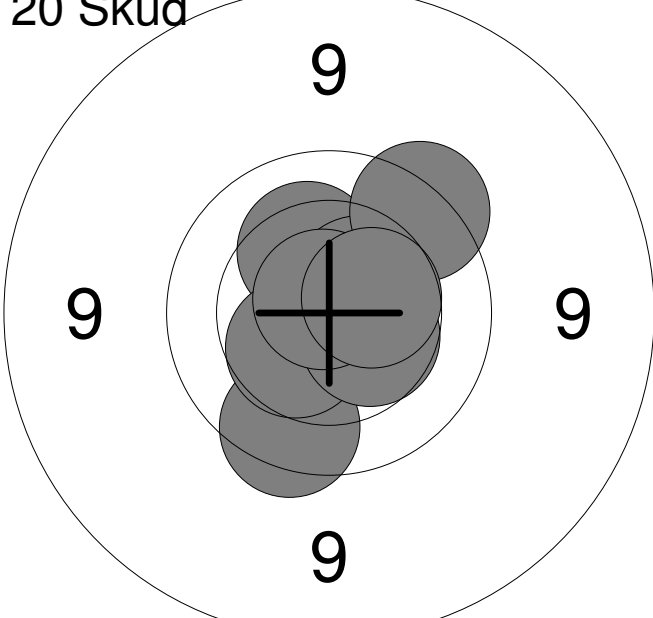
1: *10.6 ↙	6: 9.6 →	Serie	92.0	11: 9.6 →	Serie	28.0
2: 9.5 ↗	7: 9.8 ↗		Total	0.0		12: *10.8 ↙
3: 8.7 ↗	8: 9.9 →				13: 9.5 ↓	
4: *10.9 ↙	9: 9.9 ↗					
5: 9.9 ↗	10: 10.3 ↓					



1: *10.5 ↑	6: 10.4 ↓	Serie	97.0	11: 8.8 ↙	16: *10.9 ↓	Serie	95.0
2: 10.2 ↘	7: 9.9 ↑		Total	97.0	12: *10.7 ↑		17: 9.5 ↓
3: 10.3 ↓	8: 10.2 ↘				13: 9.8 ↙	18: 10.0 ←	
4: 10.3 ↙	9: 10.1 ↗			14: 10.4 ↖	19: 9.4 ↓		
5: 9.5 ↓	10: 9.9 ↙			15: 10.3 ↗	20: 10.3 ↑		

<p>Prøve</p> 	<table style="width:100%; border-collapse: collapse;"> <tr><td style="width:10%;">1:</td><td style="width:20%;">*10.7</td><td style="width:10%; text-align: center;">↑</td></tr> <tr><td>2:</td><td>9.9</td><td style="text-align: center;">↗</td></tr> <tr><td>3:</td><td>10.1</td><td style="text-align: center;">↗</td></tr> <tr><td>4:</td><td>*10.5</td><td style="text-align: center;">↗</td></tr> <tr><td>5:</td><td>*10.6</td><td style="text-align: center;">↗</td></tr> </table>	1:	*10.7	↑	2:	9.9	↗	3:	10.1	↗	4:	*10.5	↗	5:	*10.6	↗
1:	*10.7	↑														
2:	9.9	↗														
3:	10.1	↗														
4:	*10.5	↗														
5:	*10.6	↗														
<table style="width:100%; border-collapse: collapse;"> <tr> <td style="width:10%;">Serie</td> <td style="width:80%;"></td> <td style="width:10%; text-align: right;">49.0</td> </tr> <tr> <td>Total</td> <td></td> <td style="text-align: right;">0.0</td> </tr> </table>		Serie		49.0	Total		0.0									
Serie		49.0														
Total		0.0														

<p>20 Skud</p> 	<table style="width:100%; border-collapse: collapse;"> <tr><td style="width:10%;">1:</td><td style="width:20%;">10.2</td><td style="width:10%; text-align: center;">↓</td></tr> <tr><td>2:</td><td>10.0</td><td style="text-align: center;">↑</td></tr> <tr><td>3:</td><td>10.3</td><td style="text-align: center;">↗</td></tr> <tr><td>4:</td><td>*10.6</td><td style="text-align: center;">→</td></tr> <tr><td>5:</td><td>8.8</td><td style="text-align: center;">→</td></tr> <tr><td>6:</td><td>10.4</td><td style="text-align: center;">↗</td></tr> <tr><td>7:</td><td>10.1</td><td style="text-align: center;">↗</td></tr> <tr><td>8:</td><td>10.3</td><td style="text-align: center;">→</td></tr> <tr><td>9:</td><td>9.8</td><td style="text-align: center;">↖</td></tr> <tr><td>10:</td><td>9.8</td><td style="text-align: center;">↑</td></tr> </table>	1:	10.2	↓	2:	10.0	↑	3:	10.3	↗	4:	*10.6	→	5:	8.8	→	6:	10.4	↗	7:	10.1	↗	8:	10.3	→	9:	9.8	↖	10:	9.8	↑
1:	10.2	↓																													
2:	10.0	↑																													
3:	10.3	↗																													
4:	*10.6	→																													
5:	8.8	→																													
6:	10.4	↗																													
7:	10.1	↗																													
8:	10.3	→																													
9:	9.8	↖																													
10:	9.8	↑																													
<table style="width:100%; border-collapse: collapse;"> <tr> <td style="width:10%;">Serie</td> <td style="width:80%;"></td> <td style="width:10%; text-align: right;">96.0</td> </tr> <tr> <td>Total</td> <td></td> <td style="text-align: right;">96.0</td> </tr> </table>		Serie		96.0	Total		96.0																								
Serie		96.0																													
Total		96.0																													

<p>20 Skud</p> 	<table style="width:100%; border-collapse: collapse;"> <tr><td style="width:10%;">11:</td><td style="width:20%;">*10.6</td><td style="width:10%; text-align: center;">↗</td></tr> <tr><td>12:</td><td>9.8</td><td style="text-align: center;">↓</td></tr> <tr><td>13:</td><td>10.2</td><td style="text-align: center;">↑</td></tr> <tr><td>14:</td><td>*10.9</td><td style="text-align: center;">↗</td></tr> <tr><td>15:</td><td>10.4</td><td style="text-align: center;">↖</td></tr> <tr><td>16:</td><td>10.4</td><td style="text-align: center;">↘</td></tr> <tr><td>17:</td><td>*10.5</td><td style="text-align: center;">↗</td></tr> <tr><td>18:</td><td>*10.8</td><td style="text-align: center;">↑</td></tr> <tr><td>19:</td><td>9.7</td><td style="text-align: center;">↗</td></tr> <tr><td>20:</td><td>10.5</td><td style="text-align: center;">→</td></tr> </table>	11:	*10.6	↗	12:	9.8	↓	13:	10.2	↑	14:	*10.9	↗	15:	10.4	↖	16:	10.4	↘	17:	*10.5	↗	18:	*10.8	↑	19:	9.7	↗	20:	10.5	→
11:	*10.6	↗																													
12:	9.8	↓																													
13:	10.2	↑																													
14:	*10.9	↗																													
15:	10.4	↖																													
16:	10.4	↘																													
17:	*10.5	↗																													
18:	*10.8	↑																													
19:	9.7	↗																													
20:	10.5	→																													
<table style="width:100%; border-collapse: collapse;"> <tr> <td style="width:10%;">Serie</td> <td style="width:80%;"></td> <td style="width:10%; text-align: right;">98.0</td> </tr> <tr> <td>Total</td> <td></td> <td style="text-align: right;">194.0</td> </tr> </table>		Serie		98.0	Total		194.0																								
Serie		98.0																													
Total		194.0																													

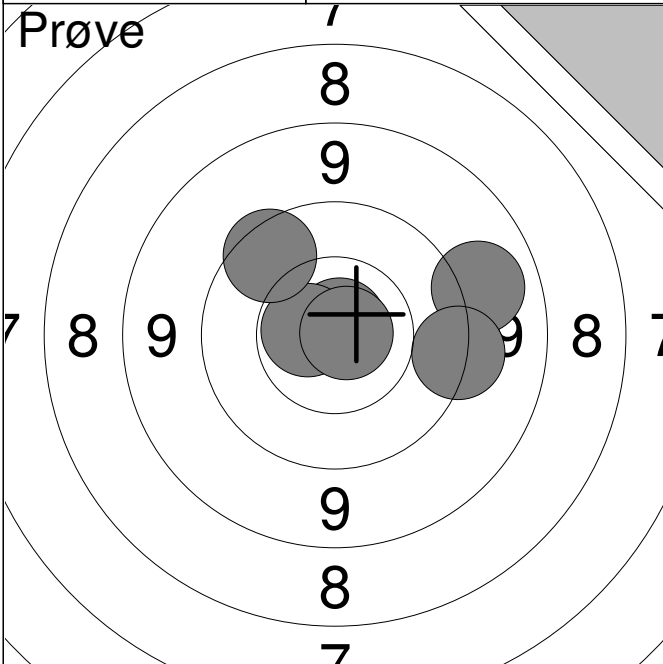
Hold
12Skive
2

Frederik Axelsen

Vester Hassing Skf.

MJ2

Prøve

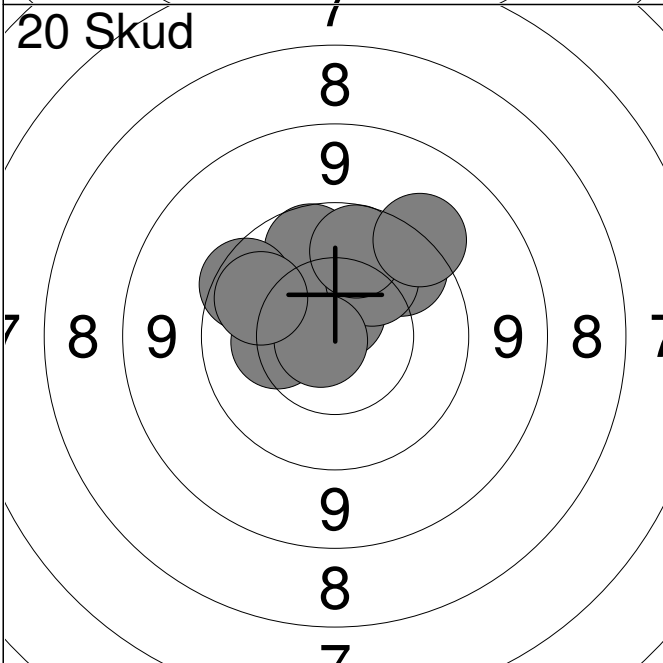


1:	9.1	→
2:	9.5	→
3:	*10.8	↗
4:	*10.6	←
5:	9.7	↗
6:	*10.8	→

Serie 57.0

Total 0.0

20 Skud

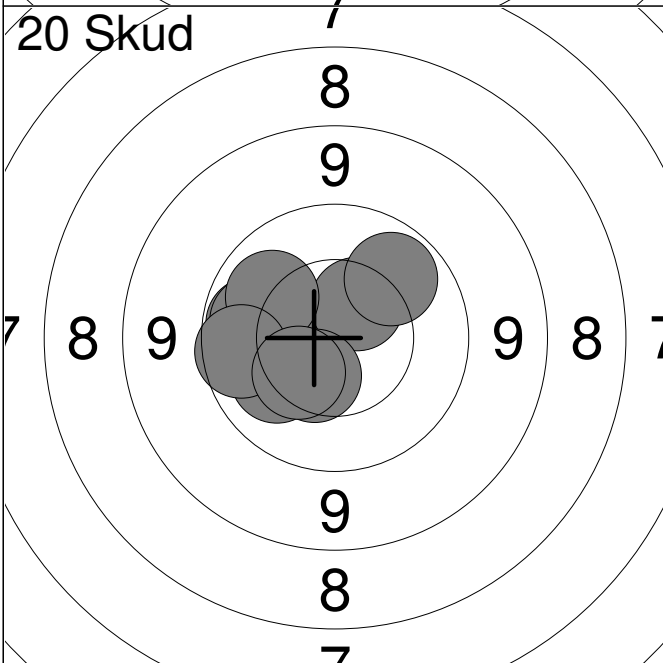


1:	10.3	←
2:	*10.7	↗
3:	9.9	↗
4:	9.9	↗
5:	10.2	↗
6:	*10.8	←
7:	9.7	↗
8:	9.9	↗
9:	10.0	←
10:	9.4	↗

Serie 95.0

Total 95.0

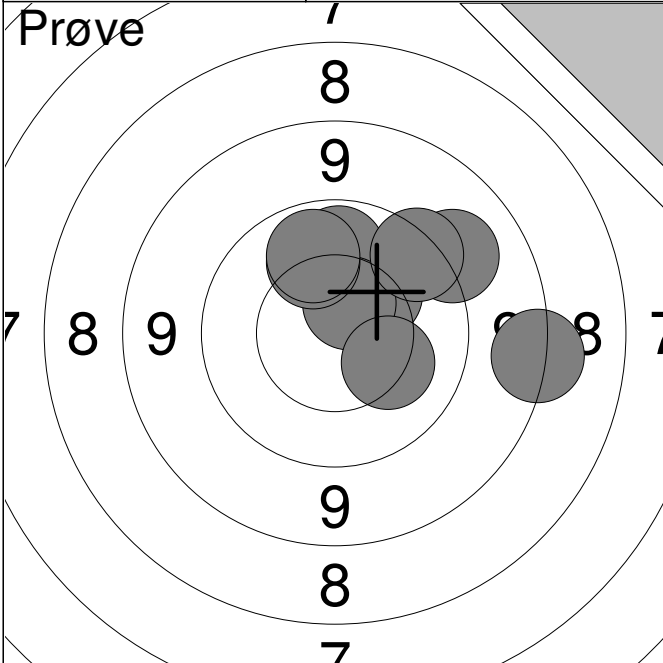
20 Skud

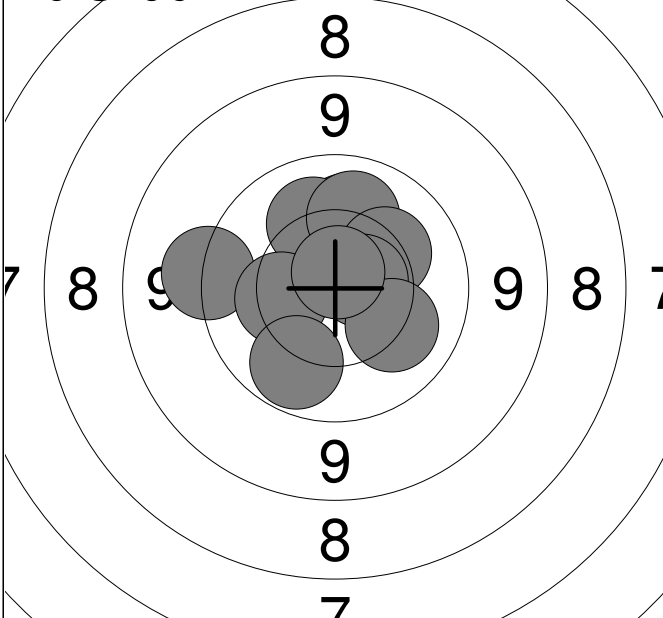


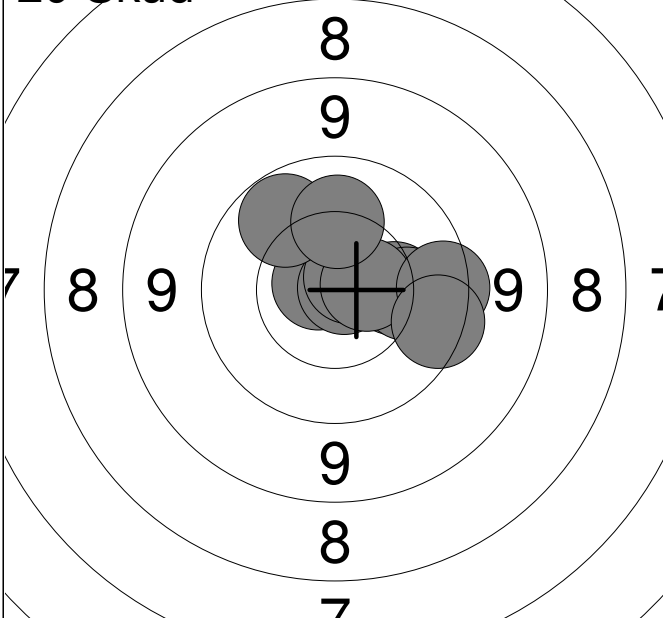
11:	10.0	←
12:	10.2	←
13:	10.5	↗
14:	10.1	←
15:	10.0	←
16:	10.0	↗
17:	10.1	↗
18:	9.8	←
19:	10.5	↘
20:	10.4	↘

Serie 99.0

Total 194.0

<p>Prøve</p> 	<table style="width:100%; border-collapse: collapse;"> <tr><td style="width:10%;">1:</td><td style="width:20%;">10.3</td><td style="width:10%; text-align: center;">↗</td></tr> <tr><td>2:</td><td>10.0</td><td style="text-align: center;">↑</td></tr> <tr><td>3:</td><td>10.6</td><td style="text-align: center;">↗</td></tr> <tr><td>4:</td><td>9.3</td><td style="text-align: center;">↗</td></tr> <tr><td>5:</td><td>8.5</td><td style="text-align: center;">→</td></tr> <tr><td>6:</td><td>9.6</td><td style="text-align: center;">↗</td></tr> <tr><td>7:</td><td>10.2</td><td style="text-align: center;">↘</td></tr> <tr><td>8:</td><td>10.1</td><td style="text-align: center;">↑</td></tr> <tr><td>9:</td><td>10.0</td><td style="text-align: center;">↑</td></tr> <tr><td colspan="2">Serie</td><td style="text-align: right;">86.0</td></tr> <tr><td colspan="2">Total</td><td style="text-align: right;">0.0</td></tr> </table>	1:	10.3	↗	2:	10.0	↑	3:	10.6	↗	4:	9.3	↗	5:	8.5	→	6:	9.6	↗	7:	10.2	↘	8:	10.1	↑	9:	10.0	↑	Serie		86.0	Total		0.0
1:	10.3	↗																																
2:	10.0	↑																																
3:	10.6	↗																																
4:	9.3	↗																																
5:	8.5	→																																
6:	9.6	↗																																
7:	10.2	↘																																
8:	10.1	↑																																
9:	10.0	↑																																
Serie		86.0																																
Total		0.0																																

<p>20 Skud</p> 	<table style="width:100%; border-collapse: collapse;"> <tr><td style="width:10%;">1:</td><td style="width:20%;">10.2</td><td style="width:10%; text-align: center;">↑</td></tr> <tr><td>2:</td><td>9.4</td><td style="text-align: center;">←</td></tr> <tr><td>3:</td><td>10.2</td><td style="text-align: center;">↑</td></tr> <tr><td>4:</td><td>10.1</td><td style="text-align: center;">↑</td></tr> <tr><td>5:</td><td>10.2</td><td style="text-align: center;">↗</td></tr> <tr><td>6:</td><td>10.3</td><td style="text-align: center;">←</td></tr> <tr><td>7:</td><td>*10.6</td><td style="text-align: center;">→</td></tr> <tr><td>8:</td><td>10.2</td><td style="text-align: center;">↘</td></tr> <tr><td>9:</td><td>*10.8</td><td style="text-align: center;">↑</td></tr> <tr><td>10:</td><td>10.0</td><td style="text-align: center;">↘</td></tr> <tr><td colspan="2">Serie</td><td style="text-align: right;">99.0</td></tr> <tr><td colspan="2">Total</td><td style="text-align: right;">99.0</td></tr> </table>	1:	10.2	↑	2:	9.4	←	3:	10.2	↑	4:	10.1	↑	5:	10.2	↗	6:	10.3	←	7:	*10.6	→	8:	10.2	↘	9:	*10.8	↑	10:	10.0	↘	Serie		99.0	Total		99.0
1:	10.2	↑																																			
2:	9.4	←																																			
3:	10.2	↑																																			
4:	10.1	↑																																			
5:	10.2	↗																																			
6:	10.3	←																																			
7:	*10.6	→																																			
8:	10.2	↘																																			
9:	*10.8	↑																																			
10:	10.0	↘																																			
Serie		99.0																																			
Total		99.0																																			

<p>20 Skud</p> 	<table style="width:100%; border-collapse: collapse;"> <tr><td style="width:10%;">11:</td><td style="width:20%;">*10.7</td><td style="width:10%; text-align: center;">←</td></tr> <tr><td>12:</td><td>*10.8</td><td style="text-align: center;">→</td></tr> <tr><td>13:</td><td>*10.7</td><td style="text-align: center;">↗</td></tr> <tr><td>14:</td><td>10.3</td><td style="text-align: center;">→</td></tr> <tr><td>15:</td><td>10.1</td><td style="text-align: center;">→</td></tr> <tr><td>16:</td><td>10.0</td><td style="text-align: center;">↗</td></tr> <tr><td>17:</td><td>10.6</td><td style="text-align: center;">→</td></tr> <tr><td>18:</td><td>10.2</td><td style="text-align: center;">↑</td></tr> <tr><td>19:</td><td>9.7</td><td style="text-align: center;">→</td></tr> <tr><td>20:</td><td>9.7</td><td style="text-align: center;">↘</td></tr> <tr><td colspan="2">Serie</td><td style="text-align: right;">98.0</td></tr> <tr><td colspan="2">Total</td><td style="text-align: right;">197.0</td></tr> </table>	11:	*10.7	←	12:	*10.8	→	13:	*10.7	↗	14:	10.3	→	15:	10.1	→	16:	10.0	↗	17:	10.6	→	18:	10.2	↑	19:	9.7	→	20:	9.7	↘	Serie		98.0	Total		197.0
11:	*10.7	←																																			
12:	*10.8	→																																			
13:	*10.7	↗																																			
14:	10.3	→																																			
15:	10.1	→																																			
16:	10.0	↗																																			
17:	10.6	→																																			
18:	10.2	↑																																			
19:	9.7	→																																			
20:	9.7	↘																																			
Serie		98.0																																			
Total		197.0																																			

Hold
12

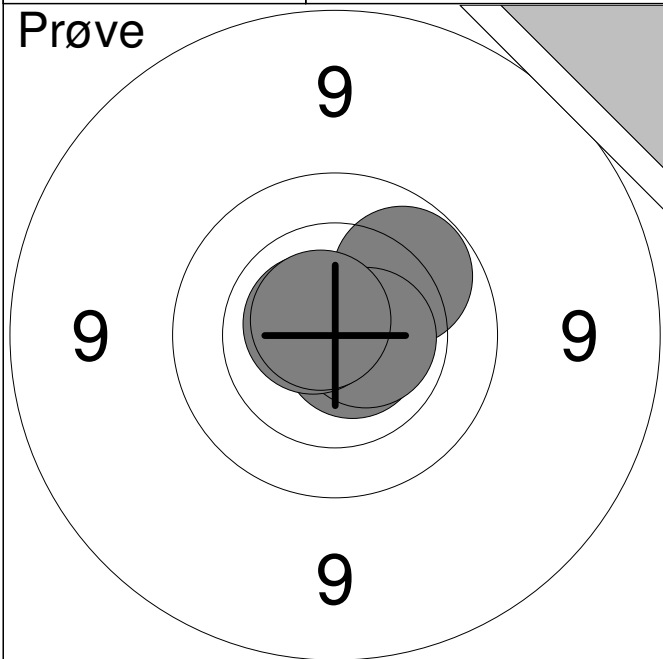
Skive
4

Oliver Munk

Vester Hassing Skf.

MB3

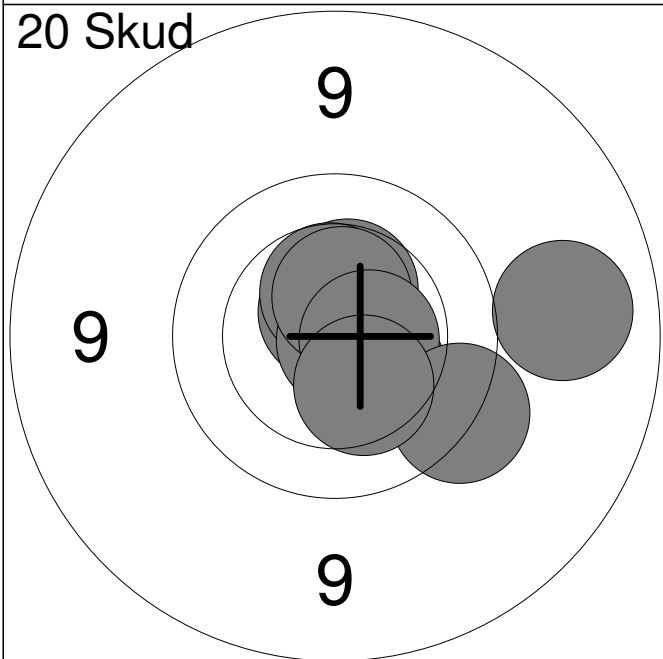
Prøve



1:	*10.7	↘
2:	10.0	↗
3:	*10.6	→
4:	*10.7	↗
5:	*10.7	↗

Serie	50.0
Total	0.0

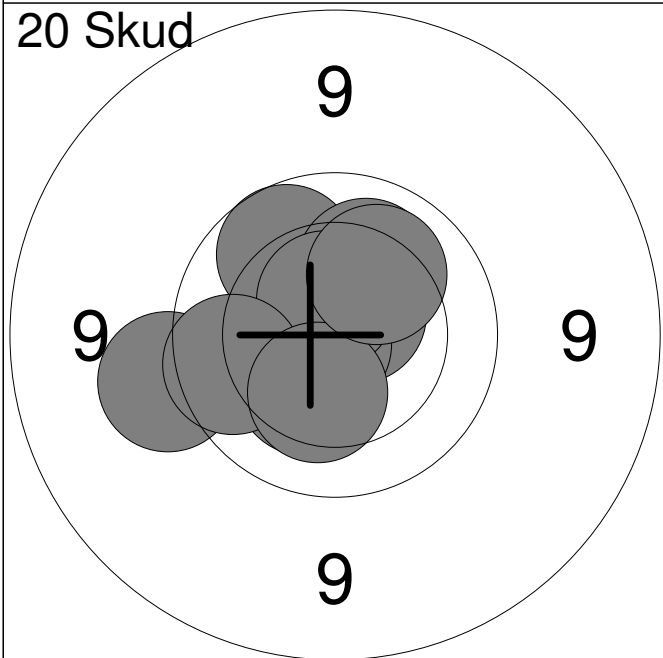
20 Skud



1:	10.3	↘
2:	9.1	→
3:	10.4	↗
4:	*10.7	↗
5:	10.5	↗
6:	*10.8	↘
7:	*10.5	↗
8:	*10.6	→
9:	9.6	↘
10:	10.3	↘

Serie	98.0
Total	98.0

20 Skud



11:	*10.6	↗
12:	*10.8	↖
13:	10.3	↘
14:	9.9	↗
15:	9.4	↖
16:	10.2	↗
17:	*10.6	↗
18:	9.9	↖
19:	10.3	↘
20:	10.2	↗

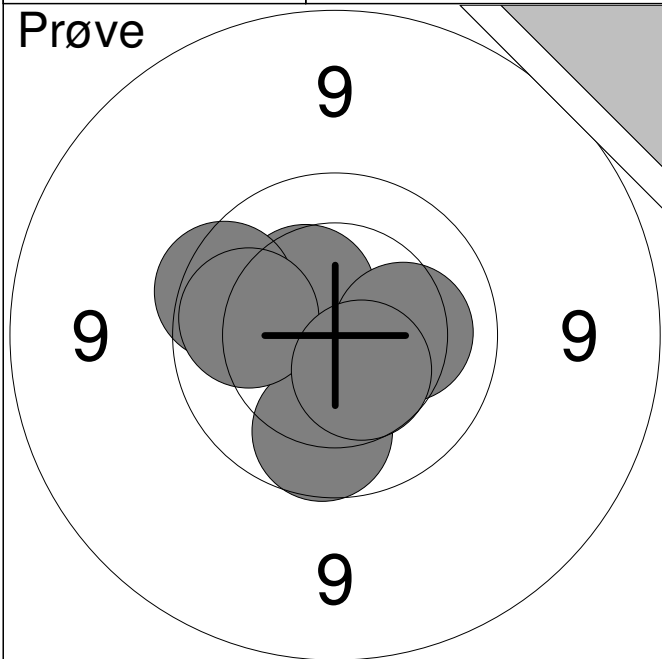
Serie	97.0
Total	195.0

Hold
12Skive
5**Mathias Krogh Jensen**


Vilsted Skf.

BK2

Prøve



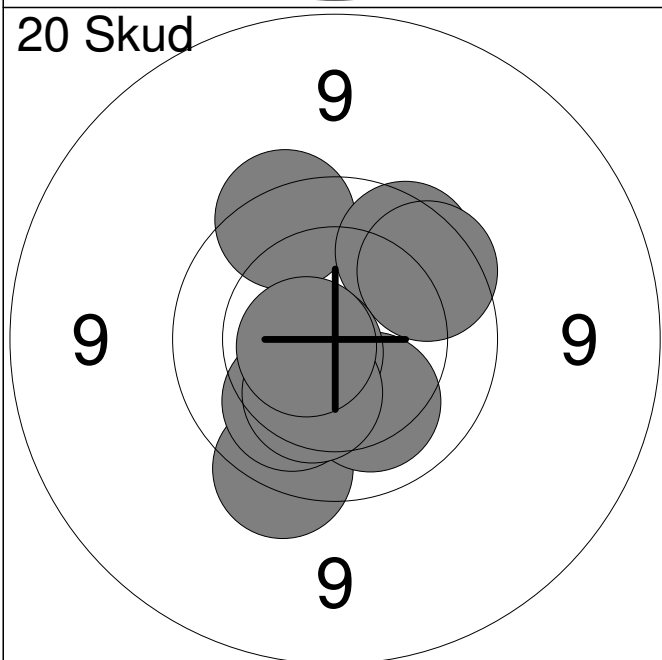
1:	9.9
2:	10.4
3:	9.8
4:	10.0
5:	10.2
6:	10.5



Serie 58.0

Total 0.0

20 Skud



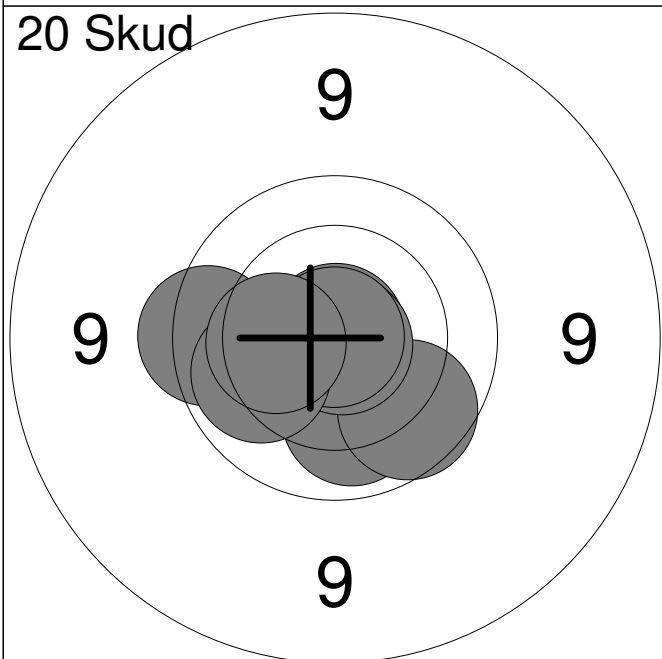
1:	9.7
2:	9.8
3:	9.8
4:	9.9
5:	9.7
6:	10.2
7:	10.1
8:	*10.7
9:	10.3
10:	*10.6



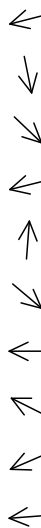
Serie 95.0

Total 95.0

20 Skud



11:	*10.6
12:	10.1
13:	9.9
14:	10.2
15:	*10.9
16:	*10.8
17:	9.7
18:	*10.9
19:	10.1
20:	10.3



Serie 98.0

Total 193.0

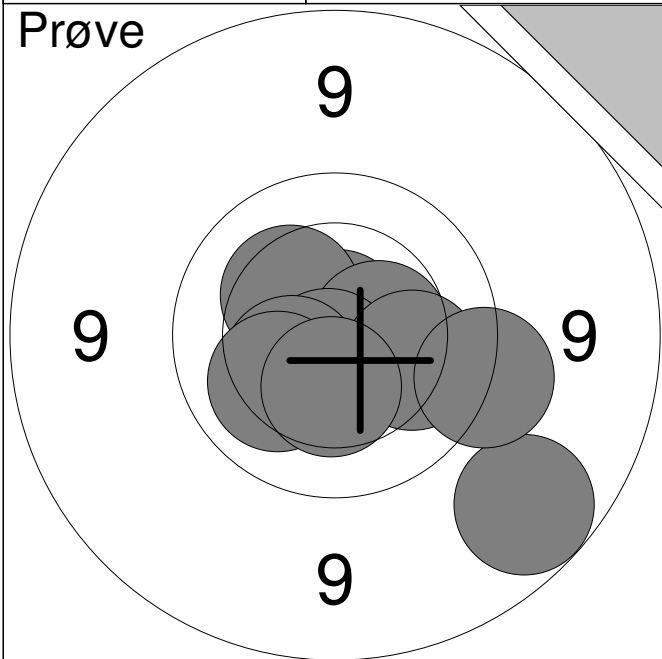
Hold
12Skive
6

Anna Sloth Borregaard

Mou & Omegns Skf.

BK2

Prøve

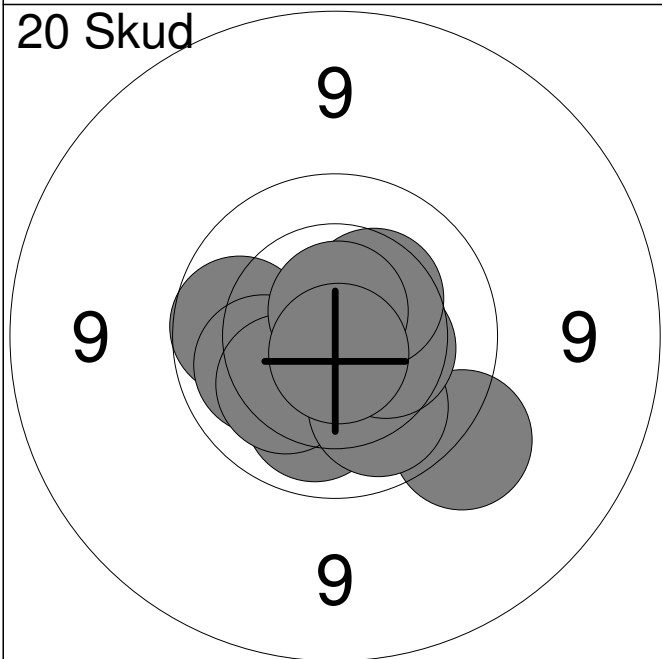


1:	9.0	↘
2:	*10.8	↑
3:	10.3	↗
4:	10.5	→
5:	*10.7	↘
6:	10.4	↙
7:	10.1	→
8:	10.2	↙
9:	10.4	↘
10:	9.6	→

Serie 98.0

Total 0.0

20 Skud

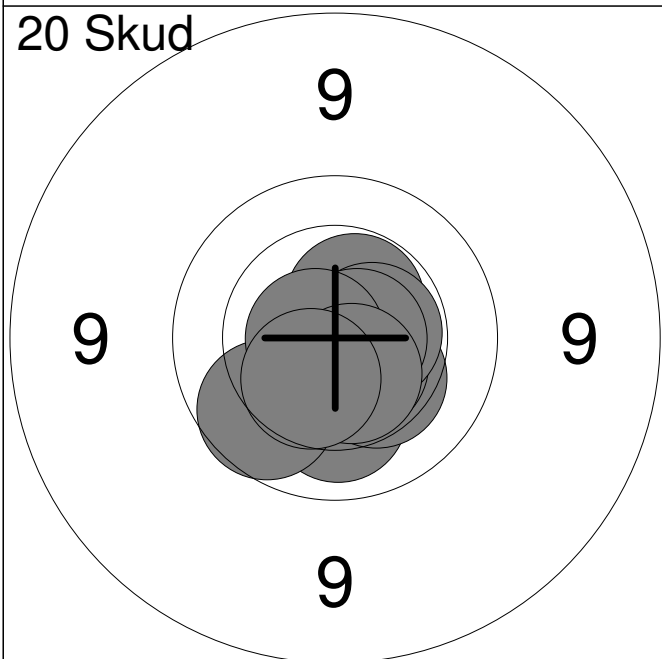


1:	9.9	←
2:	10.1	↘
3:	9.5	↘
4:	10.1	←
5:	10.2	↙
6:	10.1	↘
7:	10.4	→
8:	10.4	↗
9:	*10.7	↑
10:	*10.8	↘

Serie 98.0

Total 98.0

20 Skud



11:	10.2	↓
12:	10.3	↘
13:	*10.5	↗
14:	9.9	↙
15:	*10.6	↘
16:	*10.5	→
17:	*10.7	→
18:	*10.7	←
19:	*10.5	↘
20:	10.4	↙

Serie 99.0

Total 197.0

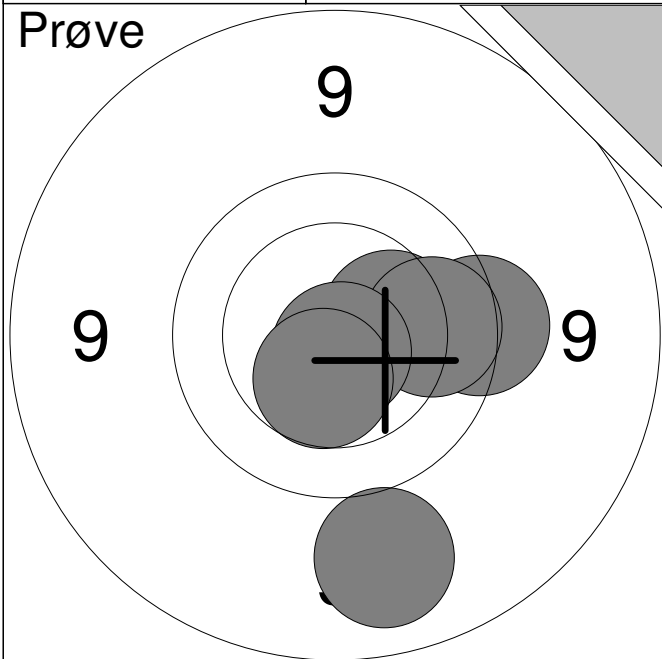
Hold
12Skive
7

Eva Sloth Borregaard

Mou & Omegns Skf.

BK2

Prøve

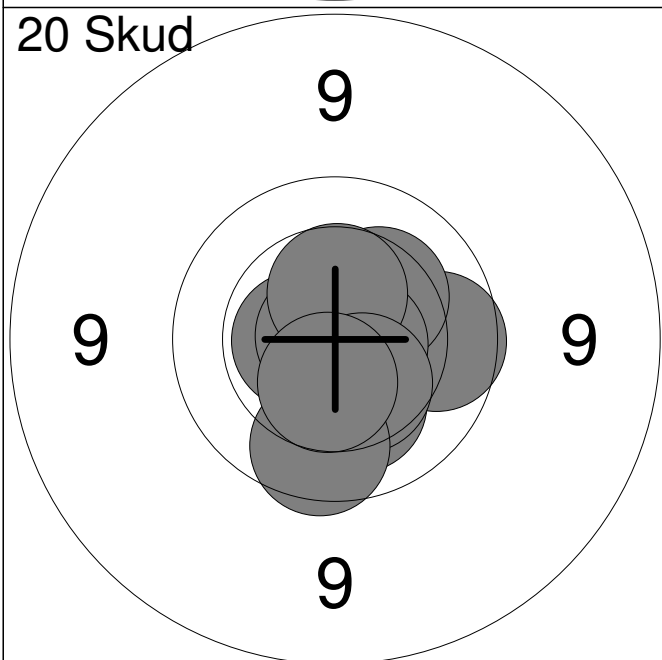


1:	9.1	↓
2:	10.3	→
3:	9.6	→
4:	9.9	→
5:	*10.8	↓
6:	10.5	↓

Serie 57.0

Total 0.0

20 Skud

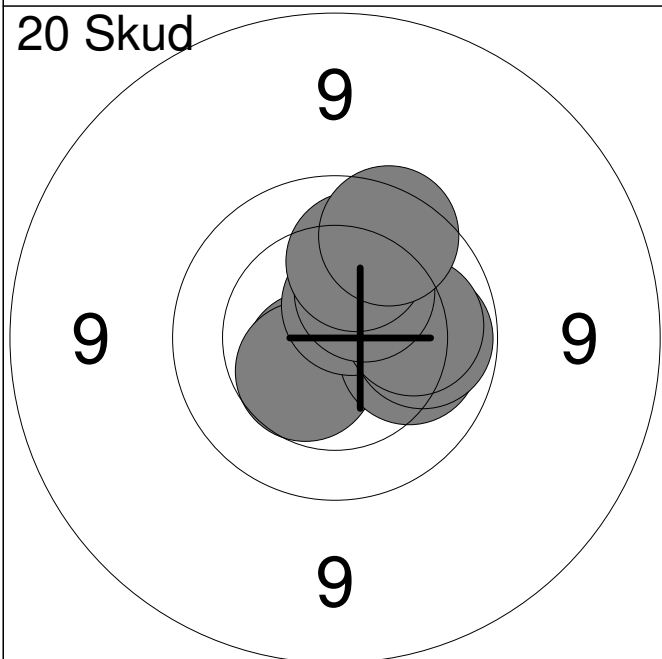


1:	9.9	→
2:	10.3	↗
3:	*10.7	→
4:	*10.6	←
5:	*10.8	↖
6:	10.2	↓
7:	10.5	↑
8:	10.4	↓
9:	9.9	↓
10:	10.5	↓

Serie 98.0

Total 98.0

20 Skud



11:	*10.6	↗
12:	*10.6	↖
13:	10.5	↖
14:	10.1	→
15:	10.0	→
16:	*10.6	↗
17:	10.1	→
18:	10.4	↗
19:	10.1	↑
20:	9.8	↗

Serie 99.0

Total 197.0

<p>Prøve</p>	<table style="width:100%; border-collapse: collapse;"> <tr><td style="width:10%;">1:</td><td style="width:15%;">*10.6</td><td style="width:10%; text-align: right;">↙</td></tr> <tr><td>2:</td><td>10.0</td><td style="text-align: right;">↗</td></tr> <tr><td>3:</td><td>9.9</td><td style="text-align: right;">↘</td></tr> <tr><td>4:</td><td>*10.7</td><td style="text-align: right;">↘</td></tr> <tr><td>5:</td><td>*10.8</td><td style="text-align: right;">↗</td></tr> </table>	1:	*10.6	↙	2:	10.0	↗	3:	9.9	↘	4:	*10.7	↘	5:	*10.8	↗
1:	*10.6	↙														
2:	10.0	↗														
3:	9.9	↘														
4:	*10.7	↘														
5:	*10.8	↗														
<table style="width:100%; border-collapse: collapse;"> <tr> <td style="width:90%;">Serie</td> <td style="width:10%; text-align: right;">49.0</td> </tr> <tr> <td>Total</td> <td style="text-align: right;">0.0</td> </tr> </table>		Serie	49.0	Total	0.0											
Serie	49.0															
Total	0.0															

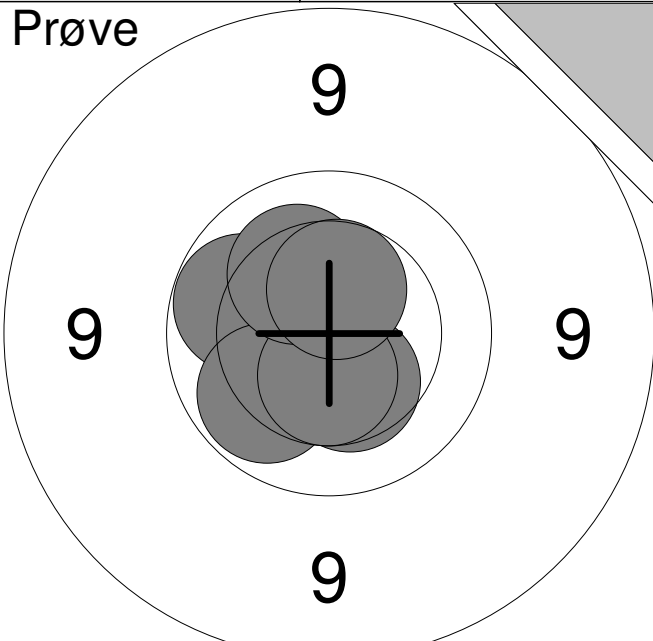
<p>20 Skud</p>	<table style="width:100%; border-collapse: collapse;"> <tr><td style="width:10%;">1:</td><td style="width:15%;">10.4</td><td style="width:10%; text-align: right;">↙</td></tr> <tr><td>2:</td><td>10.1</td><td style="text-align: right;">↙</td></tr> <tr><td>3:</td><td>10.4</td><td style="text-align: right;">→</td></tr> <tr><td>4:</td><td>10.4</td><td style="text-align: right;">→</td></tr> <tr><td>5:</td><td>*10.6</td><td style="text-align: right;">←</td></tr> <tr><td>6:</td><td>9.8</td><td style="text-align: right;">↗</td></tr> <tr><td>7:</td><td>*10.7</td><td style="text-align: right;">↙</td></tr> <tr><td>8:</td><td>10.1</td><td style="text-align: right;">↗</td></tr> <tr><td>9:</td><td>10.2</td><td style="text-align: right;">↗</td></tr> <tr><td>10:</td><td>10.0</td><td style="text-align: right;">↑</td></tr> </table>	1:	10.4	↙	2:	10.1	↙	3:	10.4	→	4:	10.4	→	5:	*10.6	←	6:	9.8	↗	7:	*10.7	↙	8:	10.1	↗	9:	10.2	↗	10:	10.0	↑
1:	10.4	↙																													
2:	10.1	↙																													
3:	10.4	→																													
4:	10.4	→																													
5:	*10.6	←																													
6:	9.8	↗																													
7:	*10.7	↙																													
8:	10.1	↗																													
9:	10.2	↗																													
10:	10.0	↑																													
<table style="width:100%; border-collapse: collapse;"> <tr> <td style="width:90%;">Serie</td> <td style="width:10%; text-align: right;">99.0</td> </tr> <tr> <td>Total</td> <td style="text-align: right;">99.0</td> </tr> </table>		Serie	99.0	Total	99.0																										
Serie	99.0																														
Total	99.0																														

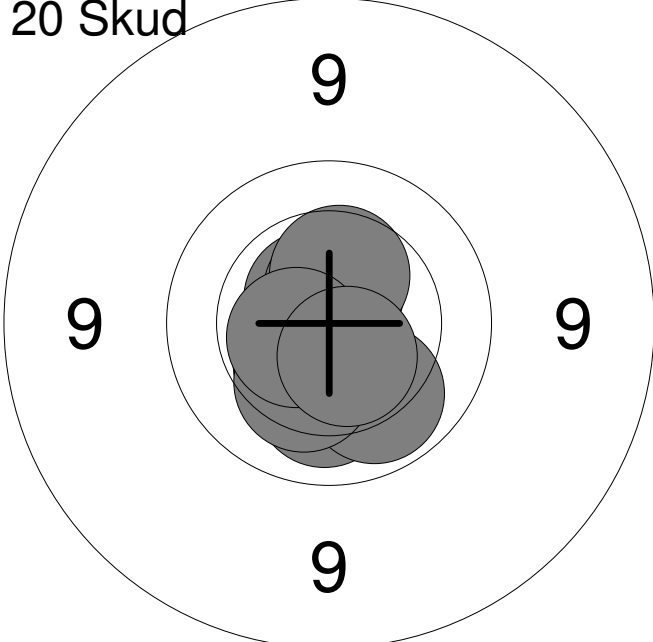
<p>20 Skud</p>	<table style="width:100%; border-collapse: collapse;"> <tr><td style="width:10%;">11:</td><td style="width:15%;">*10.6</td><td style="width:10%; text-align: right;">←</td></tr> <tr><td>12:</td><td>*10.7</td><td style="text-align: right;">↗</td></tr> <tr><td>13:</td><td>10.3</td><td style="text-align: right;">↗</td></tr> <tr><td>14:</td><td>*10.7</td><td style="text-align: right;">↘</td></tr> <tr><td>15:</td><td>*10.6</td><td style="text-align: right;">↗</td></tr> <tr><td>16:</td><td>*10.5</td><td style="text-align: right;">←</td></tr> <tr><td>17:</td><td>10.5</td><td style="text-align: right;">↑</td></tr> <tr><td>18:</td><td>10.1</td><td style="text-align: right;">↗</td></tr> <tr><td>19:</td><td>9.8</td><td style="text-align: right;">↘</td></tr> <tr><td>20:</td><td>*10.8</td><td style="text-align: right;">↙</td></tr> </table>	11:	*10.6	←	12:	*10.7	↗	13:	10.3	↗	14:	*10.7	↘	15:	*10.6	↗	16:	*10.5	←	17:	10.5	↑	18:	10.1	↗	19:	9.8	↘	20:	*10.8	↙
11:	*10.6	←																													
12:	*10.7	↗																													
13:	10.3	↗																													
14:	*10.7	↘																													
15:	*10.6	↗																													
16:	*10.5	←																													
17:	10.5	↑																													
18:	10.1	↗																													
19:	9.8	↘																													
20:	*10.8	↙																													
<table style="width:100%; border-collapse: collapse;"> <tr> <td style="width:90%;">Serie</td> <td style="width:10%; text-align: right;">99.0</td> </tr> <tr> <td>Total</td> <td style="text-align: right;">198.0</td> </tr> </table>		Serie	99.0	Total	198.0																										
Serie	99.0																														
Total	198.0																														

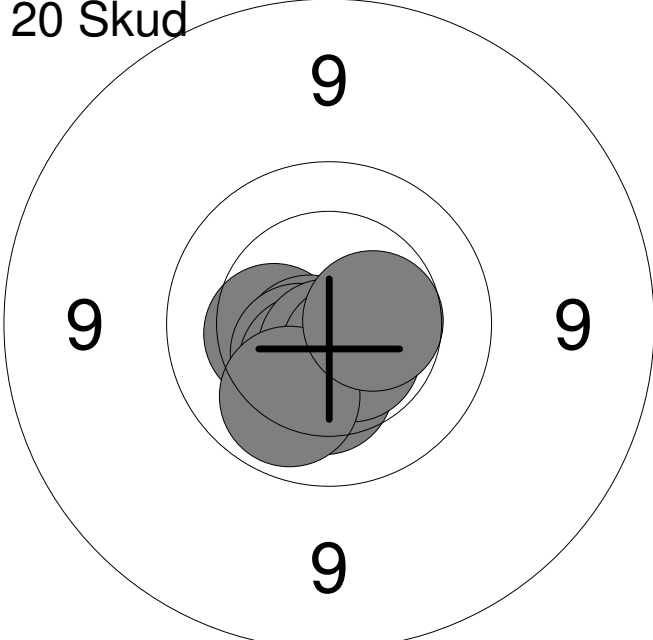
<p>Prøve</p>	<table style="width:100%; border-collapse: collapse;"> <tr><td style="width:10%;">1:</td><td style="width:15%;">10.2</td><td style="width:10%; text-align: right;">↙</td></tr> <tr><td>2:</td><td>10.5</td><td style="text-align: right;">↘</td></tr> <tr><td>3:</td><td>10.2</td><td style="text-align: right;">↗</td></tr> <tr><td>4:</td><td>9.9</td><td style="text-align: right;">↘</td></tr> <tr><td>5:</td><td>*10.6</td><td style="text-align: right;">↘</td></tr> <tr><td>6:</td><td>10.4</td><td style="text-align: right;">↘</td></tr> </table> <table border="1" style="width:100%; border-collapse: collapse; margin-top: 5px;"> <tr> <td style="width:80%;">Serie</td> <td style="text-align: right;">59.0</td> </tr> <tr> <td>Total</td> <td style="text-align: right;">0.0</td> </tr> </table>	1:	10.2	↙	2:	10.5	↘	3:	10.2	↗	4:	9.9	↘	5:	*10.6	↘	6:	10.4	↘	Serie	59.0	Total	0.0
1:	10.2	↙																					
2:	10.5	↘																					
3:	10.2	↗																					
4:	9.9	↘																					
5:	*10.6	↘																					
6:	10.4	↘																					
Serie	59.0																						
Total	0.0																						

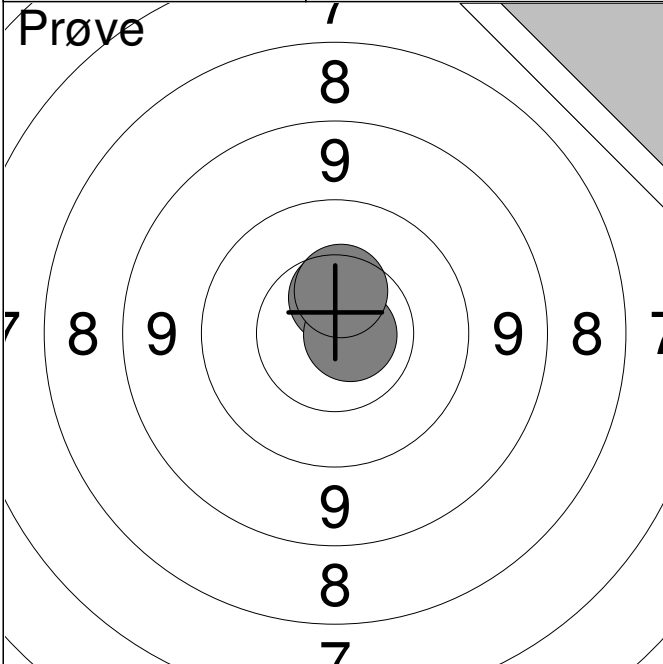
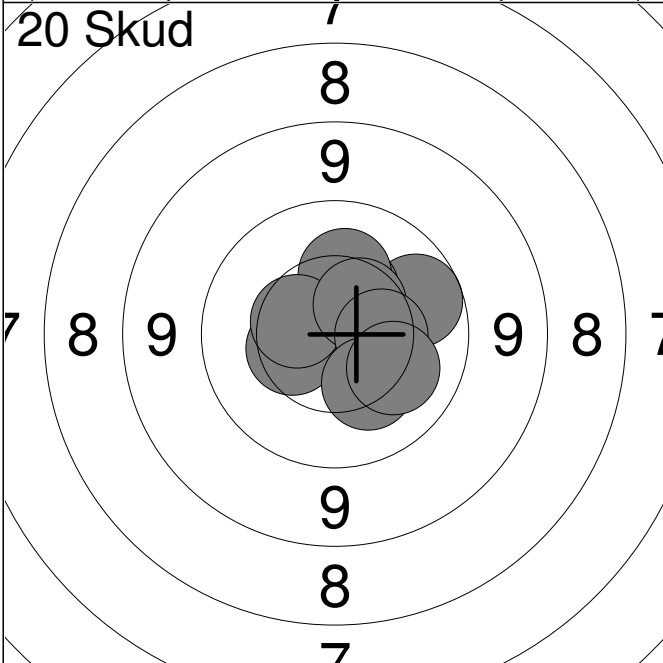
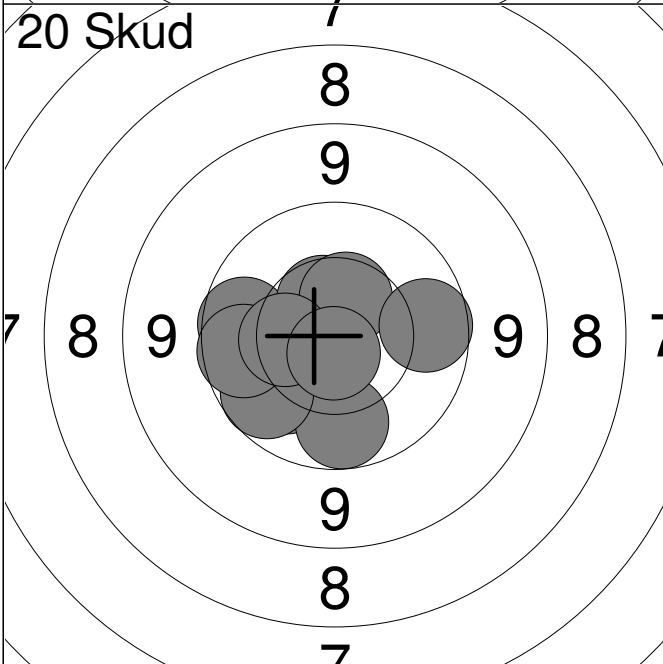
<p>20 Skud</p>	<table style="width:100%; border-collapse: collapse;"> <tr><td style="width:10%;">1:</td><td style="width:15%;">10.0</td><td style="width:10%; text-align: right;">→</td></tr> <tr><td>2:</td><td>10.0</td><td style="text-align: right;">↗</td></tr> <tr><td>3:</td><td>10.3</td><td style="text-align: right;">→</td></tr> <tr><td>4:</td><td>10.1</td><td style="text-align: right;">↗</td></tr> <tr><td>5:</td><td>*10.5</td><td style="text-align: right;">↘</td></tr> <tr><td>6:</td><td>10.3</td><td style="text-align: right;">↗</td></tr> <tr><td>7:</td><td>10.3</td><td style="text-align: right;">↗</td></tr> <tr><td>8:</td><td>*10.6</td><td style="text-align: right;">←</td></tr> <tr><td>9:</td><td>10.5</td><td style="text-align: right;">↗</td></tr> <tr><td>10:</td><td>10.3</td><td style="text-align: right;">↘</td></tr> </table> <table border="1" style="width:100%; border-collapse: collapse; margin-top: 5px;"> <tr> <td style="width:80%;">Serie</td> <td style="text-align: right;">100.0</td> </tr> <tr> <td>Total</td> <td style="text-align: right;">100.0</td> </tr> </table>	1:	10.0	→	2:	10.0	↗	3:	10.3	→	4:	10.1	↗	5:	*10.5	↘	6:	10.3	↗	7:	10.3	↗	8:	*10.6	←	9:	10.5	↗	10:	10.3	↘	Serie	100.0	Total	100.0
1:	10.0	→																																	
2:	10.0	↗																																	
3:	10.3	→																																	
4:	10.1	↗																																	
5:	*10.5	↘																																	
6:	10.3	↗																																	
7:	10.3	↗																																	
8:	*10.6	←																																	
9:	10.5	↗																																	
10:	10.3	↘																																	
Serie	100.0																																		
Total	100.0																																		

<p>20 Skud</p>	<table style="width:100%; border-collapse: collapse;"> <tr><td style="width:10%;">11:</td><td style="width:15%;">*10.5</td><td style="width:10%; text-align: right;">↗</td></tr> <tr><td>12:</td><td>9.9</td><td style="text-align: right;">↗</td></tr> <tr><td>13:</td><td>10.4</td><td style="text-align: right;">↗</td></tr> <tr><td>14:</td><td>*10.5</td><td style="text-align: right;">←</td></tr> <tr><td>15:</td><td>9.9</td><td style="text-align: right;">→</td></tr> <tr><td>16:</td><td>10.4</td><td style="text-align: right;">←</td></tr> <tr><td>17:</td><td>9.9</td><td style="text-align: right;">↗</td></tr> <tr><td>18:</td><td>9.9</td><td style="text-align: right;">↘</td></tr> <tr><td>19:</td><td>*10.7</td><td style="text-align: right;">↘</td></tr> <tr><td>20:</td><td>9.9</td><td style="text-align: right;">→</td></tr> </table> <table border="1" style="width:100%; border-collapse: collapse; margin-top: 5px;"> <tr> <td style="width:80%;">Serie</td> <td style="text-align: right;">95.0</td> </tr> <tr> <td>Total</td> <td style="text-align: right;">195.0</td> </tr> </table>	11:	*10.5	↗	12:	9.9	↗	13:	10.4	↗	14:	*10.5	←	15:	9.9	→	16:	10.4	←	17:	9.9	↗	18:	9.9	↘	19:	*10.7	↘	20:	9.9	→	Serie	95.0	Total	195.0
11:	*10.5	↗																																	
12:	9.9	↗																																	
13:	10.4	↗																																	
14:	*10.5	←																																	
15:	9.9	→																																	
16:	10.4	←																																	
17:	9.9	↗																																	
18:	9.9	↘																																	
19:	*10.7	↘																																	
20:	9.9	→																																	
Serie	95.0																																		
Total	195.0																																		

<p>Prøve</p> 	<table style="width:100%; border-collapse: collapse;"> <tr><td style="width:10%;">1:</td><td style="width:15%;">10.0</td><td style="width:10%; text-align: right;">↖</td></tr> <tr><td>2:</td><td>*10.6</td><td style="text-align: right;">↙</td></tr> <tr><td>3:</td><td>10.0</td><td style="text-align: right;">↘</td></tr> <tr><td>4:</td><td>10.4</td><td style="text-align: right;">↓</td></tr> <tr><td>5:</td><td>10.5</td><td style="text-align: right;">↓</td></tr> <tr><td>6:</td><td>10.2</td><td style="text-align: right;">↗</td></tr> <tr><td>7:</td><td>10.5</td><td style="text-align: right;">↗</td></tr> </table> <table border="1" style="width:100%; border-collapse: collapse; margin-top: 5px;"> <tr> <td style="width:80%;">Serie</td> <td style="text-align: right;">70.0</td> </tr> <tr> <td>Total</td> <td style="text-align: right;">0.0</td> </tr> </table>	1:	10.0	↖	2:	*10.6	↙	3:	10.0	↘	4:	10.4	↓	5:	10.5	↓	6:	10.2	↗	7:	10.5	↗	Serie	70.0	Total	0.0
1:	10.0	↖																								
2:	*10.6	↙																								
3:	10.0	↘																								
4:	10.4	↓																								
5:	10.5	↓																								
6:	10.2	↗																								
7:	10.5	↗																								
Serie	70.0																									
Total	0.0																									

<p>20 Skud</p> 	<table style="width:100%; border-collapse: collapse;"> <tr><td style="width:10%;">1:</td><td style="width:15%;">*10.6</td><td style="width:10%; text-align: right;">↖</td></tr> <tr><td>2:</td><td>*10.8</td><td style="text-align: right;">↓</td></tr> <tr><td>3:</td><td>10.1</td><td style="text-align: right;">↓</td></tr> <tr><td>4:</td><td>*10.6</td><td style="text-align: right;">↗</td></tr> <tr><td>5:</td><td>10.0</td><td style="text-align: right;">↓</td></tr> <tr><td>6:</td><td>10.4</td><td style="text-align: right;">↘</td></tr> <tr><td>7:</td><td>10.3</td><td style="text-align: right;">↘</td></tr> <tr><td>8:</td><td>10.4</td><td style="text-align: right;">↗</td></tr> <tr><td>9:</td><td>*10.6</td><td style="text-align: right;">↖</td></tr> <tr><td>10:</td><td>*10.5</td><td style="text-align: right;">↓</td></tr> </table> <table border="1" style="width:100%; border-collapse: collapse; margin-top: 5px;"> <tr> <td style="width:80%;">Serie</td> <td style="text-align: right;">100.0</td> </tr> <tr> <td>Total</td> <td style="text-align: right;">100.0</td> </tr> </table>	1:	*10.6	↖	2:	*10.8	↓	3:	10.1	↓	4:	*10.6	↗	5:	10.0	↓	6:	10.4	↘	7:	10.3	↘	8:	10.4	↗	9:	*10.6	↖	10:	*10.5	↓	Serie	100.0	Total	100.0
1:	*10.6	↖																																	
2:	*10.8	↓																																	
3:	10.1	↓																																	
4:	*10.6	↗																																	
5:	10.0	↓																																	
6:	10.4	↘																																	
7:	10.3	↘																																	
8:	10.4	↗																																	
9:	*10.6	↖																																	
10:	*10.5	↓																																	
Serie	100.0																																		
Total	100.0																																		

<p>20 Skud</p> 	<table style="width:100%; border-collapse: collapse;"> <tr><td style="width:10%;">11:</td><td style="width:15%;">10.3</td><td style="width:10%; text-align: right;">←</td></tr> <tr><td>12:</td><td>*10.5</td><td style="text-align: right;">↙</td></tr> <tr><td>13:</td><td>*10.6</td><td style="text-align: right;">↙</td></tr> <tr><td>14:</td><td>*10.5</td><td style="text-align: right;">↙</td></tr> <tr><td>15:</td><td>10.5</td><td style="text-align: right;">↙</td></tr> <tr><td>16:</td><td>*10.7</td><td style="text-align: right;">↓</td></tr> <tr><td>17:</td><td>10.3</td><td style="text-align: right;">↓</td></tr> <tr><td>18:</td><td>*10.6</td><td style="text-align: right;">↘</td></tr> <tr><td>19:</td><td>10.1</td><td style="text-align: right;">↘</td></tr> <tr><td>20:</td><td>10.5</td><td style="text-align: right;">→</td></tr> </table> <table border="1" style="width:100%; border-collapse: collapse; margin-top: 5px;"> <tr> <td style="width:80%;">Serie</td> <td style="text-align: right;">100.0</td> </tr> <tr> <td>Total</td> <td style="text-align: right;">200.0</td> </tr> </table>	11:	10.3	←	12:	*10.5	↙	13:	*10.6	↙	14:	*10.5	↙	15:	10.5	↙	16:	*10.7	↓	17:	10.3	↓	18:	*10.6	↘	19:	10.1	↘	20:	10.5	→	Serie	100.0	Total	200.0
11:	10.3	←																																	
12:	*10.5	↙																																	
13:	*10.6	↙																																	
14:	*10.5	↙																																	
15:	10.5	↙																																	
16:	*10.7	↓																																	
17:	10.3	↓																																	
18:	*10.6	↘																																	
19:	10.1	↘																																	
20:	10.5	→																																	
Serie	100.0																																		
Total	200.0																																		

<p>Prøve</p> 	<table style="width:100%; border-collapse: collapse;"> <tr><td style="width:10%;">1:</td><td style="width:15%;">10.5</td><td style="width:10%; text-align: center;">↑</td></tr> <tr><td>2:</td><td>*10.8</td><td style="text-align: center;">→</td></tr> <tr><td>3:</td><td>10.5</td><td style="text-align: center;">↑</td></tr> <tr><td colspan="3"><hr/></td></tr> <tr><td>Serie</td><td></td><td style="text-align: right;">30.0</td></tr> <tr><td>Total</td><td></td><td style="text-align: right;">0.0</td></tr> </table>	1:	10.5	↑	2:	*10.8	→	3:	10.5	↑	<hr/>			Serie		30.0	Total		0.0																					
1:	10.5	↑																																						
2:	*10.8	→																																						
3:	10.5	↑																																						
<hr/>																																								
Serie		30.0																																						
Total		0.0																																						
<p>20 Skud</p> 	<table style="width:100%; border-collapse: collapse;"> <tr><td style="width:10%;">1:</td><td style="width:15%;">9.9</td><td style="width:10%; text-align: center;">→</td></tr> <tr><td>2:</td><td>10.4</td><td style="text-align: center;">↑</td></tr> <tr><td>3:</td><td>10.4</td><td style="text-align: center;">←</td></tr> <tr><td>4:</td><td>10.3</td><td style="text-align: center;">↑</td></tr> <tr><td>5:</td><td>10.3</td><td style="text-align: center;">→</td></tr> <tr><td>6:</td><td>10.5</td><td style="text-align: center;">←</td></tr> <tr><td>7:</td><td>10.5</td><td style="text-align: center;">↗</td></tr> <tr><td>8:</td><td>10.4</td><td style="text-align: center;">→</td></tr> <tr><td>9:</td><td>10.3</td><td style="text-align: center;">↘</td></tr> <tr><td>10:</td><td>10.2</td><td style="text-align: center;">↘</td></tr> <tr><td colspan="3"><hr/></td></tr> <tr><td>Serie</td><td></td><td style="text-align: right;">99.0</td></tr> <tr><td>Total</td><td></td><td style="text-align: right;">99.0</td></tr> </table>	1:	9.9	→	2:	10.4	↑	3:	10.4	←	4:	10.3	↑	5:	10.3	→	6:	10.5	←	7:	10.5	↗	8:	10.4	→	9:	10.3	↘	10:	10.2	↘	<hr/>			Serie		99.0	Total		99.0
1:	9.9	→																																						
2:	10.4	↑																																						
3:	10.4	←																																						
4:	10.3	↑																																						
5:	10.3	→																																						
6:	10.5	←																																						
7:	10.5	↗																																						
8:	10.4	→																																						
9:	10.3	↘																																						
10:	10.2	↘																																						
<hr/>																																								
Serie		99.0																																						
Total		99.0																																						
<p>20 Skud</p> 	<table style="width:100%; border-collapse: collapse;"> <tr><td style="width:10%;">11:</td><td style="width:15%;">9.9</td><td style="width:10%; text-align: center;">←</td></tr> <tr><td>12:</td><td>10.5</td><td style="text-align: center;">↑</td></tr> <tr><td>13:</td><td>10.5</td><td style="text-align: center;">↑</td></tr> <tr><td>14:</td><td>10.1</td><td style="text-align: center;">↙</td></tr> <tr><td>15:</td><td>9.9</td><td style="text-align: center;">↓</td></tr> <tr><td>16:</td><td>9.9</td><td style="text-align: center;">↙</td></tr> <tr><td>17:</td><td>9.9</td><td style="text-align: center;">←</td></tr> <tr><td>18:</td><td>10.4</td><td style="text-align: center;">←</td></tr> <tr><td>19:</td><td>*10.7</td><td style="text-align: center;">↓</td></tr> <tr><td>20:</td><td>9.9</td><td style="text-align: center;">→</td></tr> <tr><td colspan="3"><hr/></td></tr> <tr><td>Serie</td><td></td><td style="text-align: right;">95.0</td></tr> <tr><td>Total</td><td></td><td style="text-align: right;">194.0</td></tr> </table>	11:	9.9	←	12:	10.5	↑	13:	10.5	↑	14:	10.1	↙	15:	9.9	↓	16:	9.9	↙	17:	9.9	←	18:	10.4	←	19:	*10.7	↓	20:	9.9	→	<hr/>			Serie		95.0	Total		194.0
11:	9.9	←																																						
12:	10.5	↑																																						
13:	10.5	↑																																						
14:	10.1	↙																																						
15:	9.9	↓																																						
16:	9.9	↙																																						
17:	9.9	←																																						
18:	10.4	←																																						
19:	*10.7	↓																																						
20:	9.9	→																																						
<hr/>																																								
Serie		95.0																																						
Total		194.0																																						

Hold
13

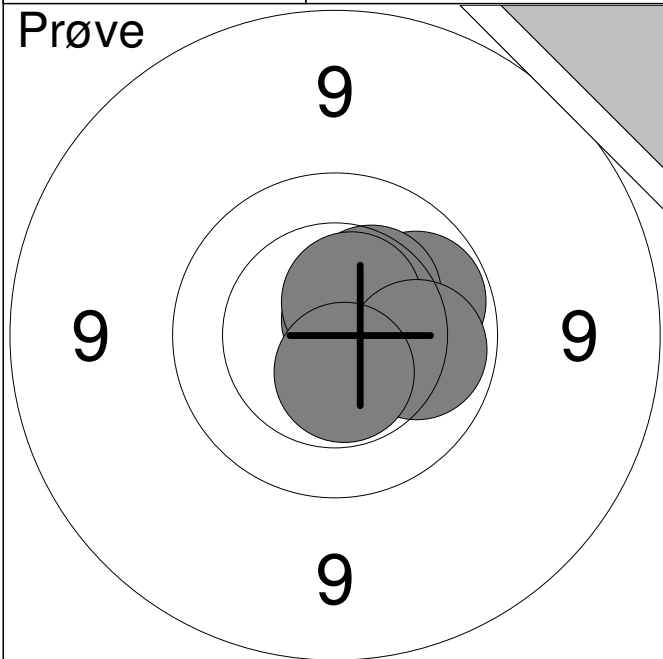
Skive
1

Kasper Schultz

Vester Hassing Skf.

BK1

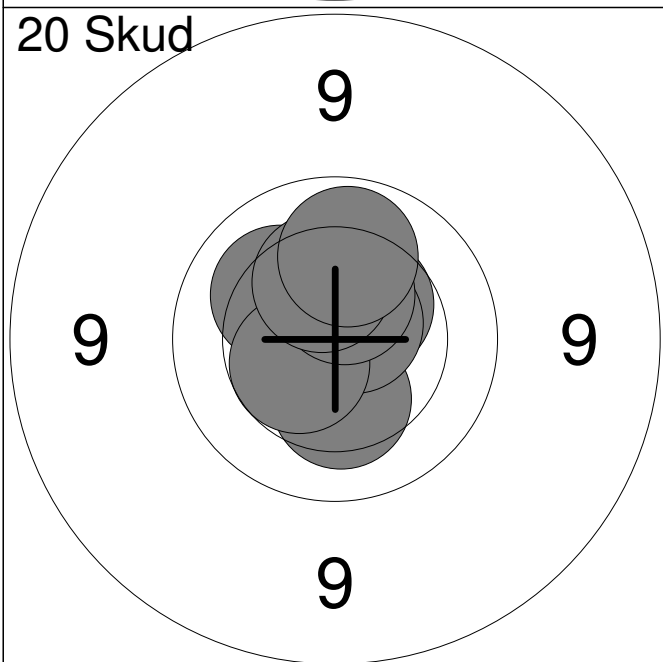
Prøve



1:	*10.7	↘
2:	10.0	→
3:	10.4	↗
4:	*10.7	↗
5:	*10.5	↗
6:	10.1	→
7:	*10.5	↘

Serie	70.0
Total	0.0

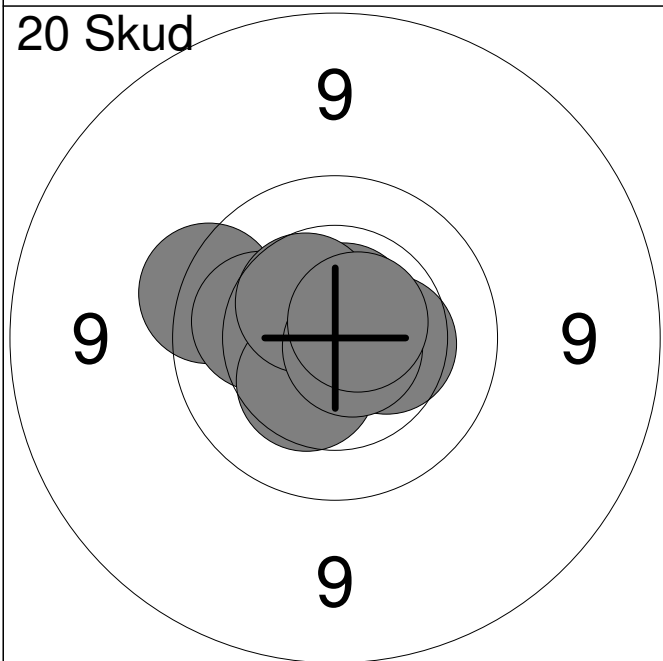
20 Skud



1:	*10.9	→
2:	10.5	↗
3:	10.3	↘
4:	*10.5	↖
5:	*10.7	↗
6:	10.2	↖
7:	10.5	↖
8:	10.5	↑
9:	10.3	↑
10:	10.1	↑

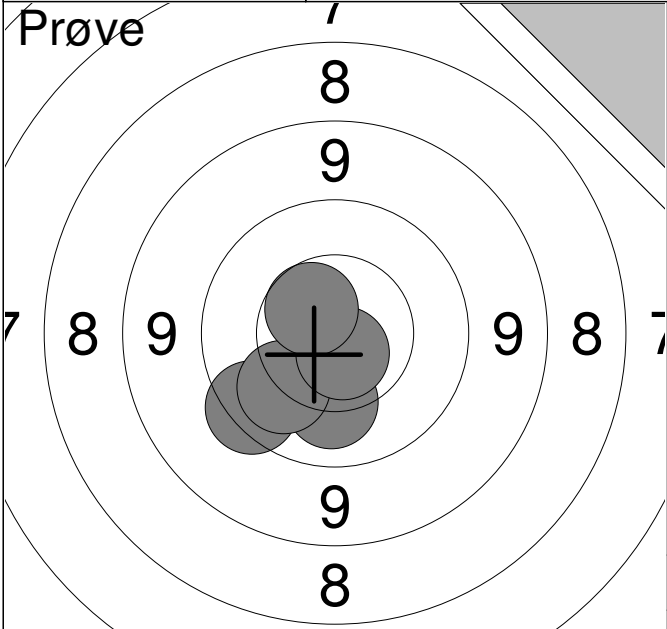
Serie	100.0
Total	100.0

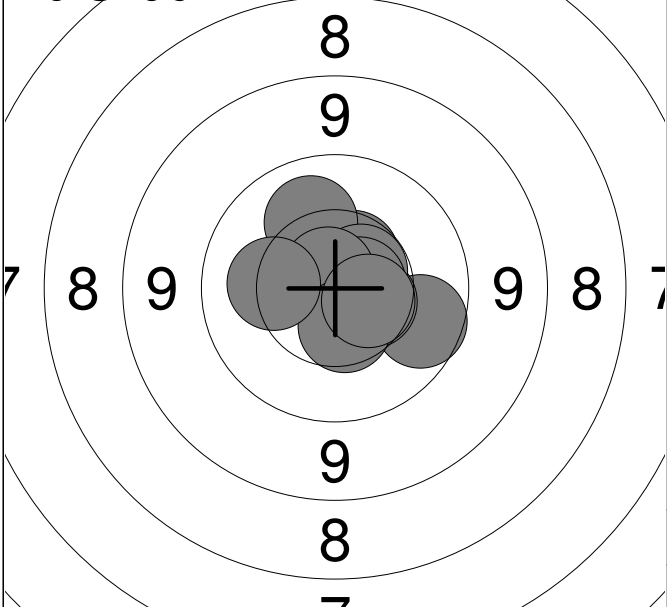
20 Skud

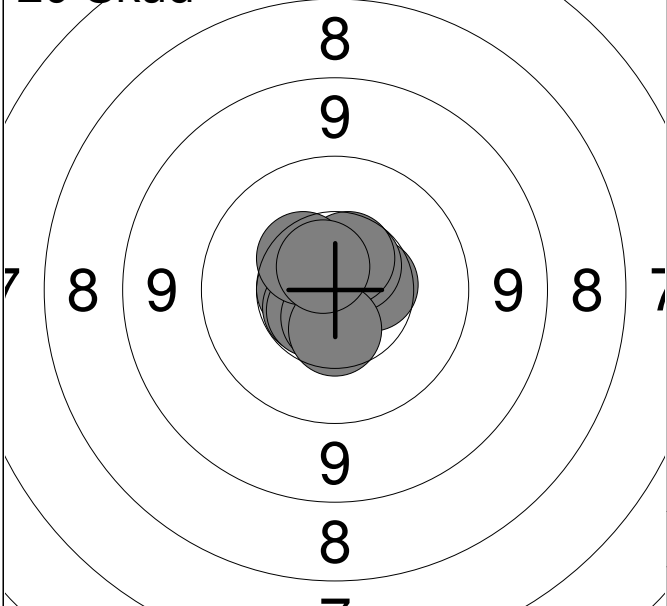


11:	10.3	←
12:	9.7	←
13:	*10.7	↑
14:	10.1	←
15:	10.4	→
16:	10.4	↖
17:	*10.8	↗
18:	10.5	↗
19:	*10.7	↘
20:	*10.6	↗

Serie	99.0
Total	199.0

<p>Prøve</p> 	<table style="width:100%; border-collapse: collapse;"> <tr><td style="width:10%;">1:</td><td style="width:20%;">10.2</td><td style="width:10%; text-align: center;">↓</td></tr> <tr><td>2:</td><td>9.6</td><td style="text-align: center;">↙</td></tr> <tr><td>3:</td><td>10.1</td><td style="text-align: center;">↘</td></tr> <tr><td>4:</td><td>*10.7</td><td style="text-align: center;">↓</td></tr> <tr><td>5:</td><td>10.6</td><td style="text-align: center;">↗</td></tr> </table> <table border="1" style="width:100%; border-collapse: collapse; margin-top: 5px;"> <tr> <td style="width:80%;">Serie</td> <td style="text-align: right;">49.0</td> </tr> <tr> <td>Total</td> <td style="text-align: right;">0.0</td> </tr> </table>	1:	10.2	↓	2:	9.6	↙	3:	10.1	↘	4:	*10.7	↓	5:	10.6	↗	Serie	49.0	Total	0.0
1:	10.2	↓																		
2:	9.6	↙																		
3:	10.1	↘																		
4:	*10.7	↓																		
5:	10.6	↗																		
Serie	49.0																			
Total	0.0																			

<p>20 Skud</p> 	<table style="width:100%; border-collapse: collapse;"> <tr><td style="width:10%;">1:</td><td style="width:20%;">10.5</td><td style="width:10%; text-align: center;">↗</td></tr> <tr><td>2:</td><td>10.1</td><td style="text-align: center;">↗</td></tr> <tr><td>3:</td><td>9.9</td><td style="text-align: center;">↘</td></tr> <tr><td>4:</td><td>10.5</td><td style="text-align: center;">↘</td></tr> <tr><td>5:</td><td>*10.6</td><td style="text-align: center;">↗</td></tr> <tr><td>6:</td><td>*10.7</td><td style="text-align: center;">→</td></tr> <tr><td>7:</td><td>*10.8</td><td style="text-align: center;">↗</td></tr> <tr><td>8:</td><td>10.5</td><td style="text-align: center;">↓</td></tr> <tr><td>9:</td><td>10.5</td><td style="text-align: center;">↘</td></tr> <tr><td>10:</td><td>10.2</td><td style="text-align: center;">←</td></tr> </table> <table border="1" style="width:100%; border-collapse: collapse; margin-top: 5px;"> <tr> <td style="width:80%;">Serie</td> <td style="text-align: right;">99.0</td> </tr> <tr> <td>Total</td> <td style="text-align: right;">99.0</td> </tr> </table>	1:	10.5	↗	2:	10.1	↗	3:	9.9	↘	4:	10.5	↘	5:	*10.6	↗	6:	*10.7	→	7:	*10.8	↗	8:	10.5	↓	9:	10.5	↘	10:	10.2	←	Serie	99.0	Total	99.0
1:	10.5	↗																																	
2:	10.1	↗																																	
3:	9.9	↘																																	
4:	10.5	↘																																	
5:	*10.6	↗																																	
6:	*10.7	→																																	
7:	*10.8	↗																																	
8:	10.5	↓																																	
9:	10.5	↘																																	
10:	10.2	←																																	
Serie	99.0																																		
Total	99.0																																		

<p>20 Skud</p> 	<table style="width:100%; border-collapse: collapse;"> <tr><td style="width:10%;">11:</td><td style="width:20%;">10.6</td><td style="width:10%; text-align: center;">←</td></tr> <tr><td>12:</td><td>*10.6</td><td style="text-align: center;">↙</td></tr> <tr><td>13:</td><td>10.5</td><td style="text-align: center;">→</td></tr> <tr><td>14:</td><td>*10.6</td><td style="text-align: center;">↗</td></tr> <tr><td>15:</td><td>*10.6</td><td style="text-align: center;">↙</td></tr> <tr><td>16:</td><td>*10.6</td><td style="text-align: center;">↓</td></tr> <tr><td>17:</td><td>10.6</td><td style="text-align: center;">↗</td></tr> <tr><td>18:</td><td>10.5</td><td style="text-align: center;">↓</td></tr> <tr><td>19:</td><td>10.4</td><td style="text-align: center;">↗</td></tr> <tr><td>20:</td><td>*10.6</td><td style="text-align: center;">↗</td></tr> </table> <table border="1" style="width:100%; border-collapse: collapse; margin-top: 5px;"> <tr> <td style="width:80%;">Serie</td> <td style="text-align: right;">100.0</td> </tr> <tr> <td>Total</td> <td style="text-align: right;">199.0</td> </tr> </table>	11:	10.6	←	12:	*10.6	↙	13:	10.5	→	14:	*10.6	↗	15:	*10.6	↙	16:	*10.6	↓	17:	10.6	↗	18:	10.5	↓	19:	10.4	↗	20:	*10.6	↗	Serie	100.0	Total	199.0
11:	10.6	←																																	
12:	*10.6	↙																																	
13:	10.5	→																																	
14:	*10.6	↗																																	
15:	*10.6	↙																																	
16:	*10.6	↓																																	
17:	10.6	↗																																	
18:	10.5	↓																																	
19:	10.4	↗																																	
20:	*10.6	↗																																	
Serie	100.0																																		
Total	199.0																																		

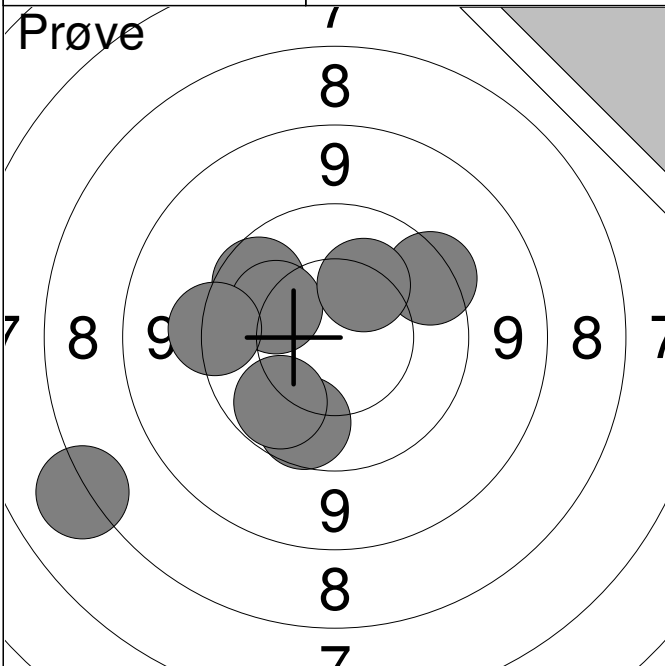
Hold
13

Skive
3

Josephine D. Nielsen

Vester Hassing Skf.

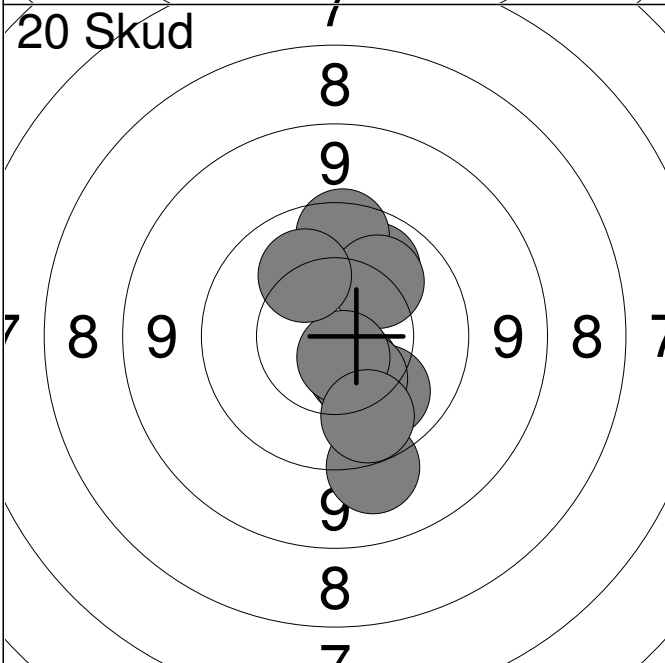
MJ2



1:	9.9	↘
2:	10.0	↘
3:	7.3	↘
4:	9.9	↗
5:	10.2	↗
6:	9.5	←
7:	9.6	↗
8:	10.3	↗

Serie 73.0

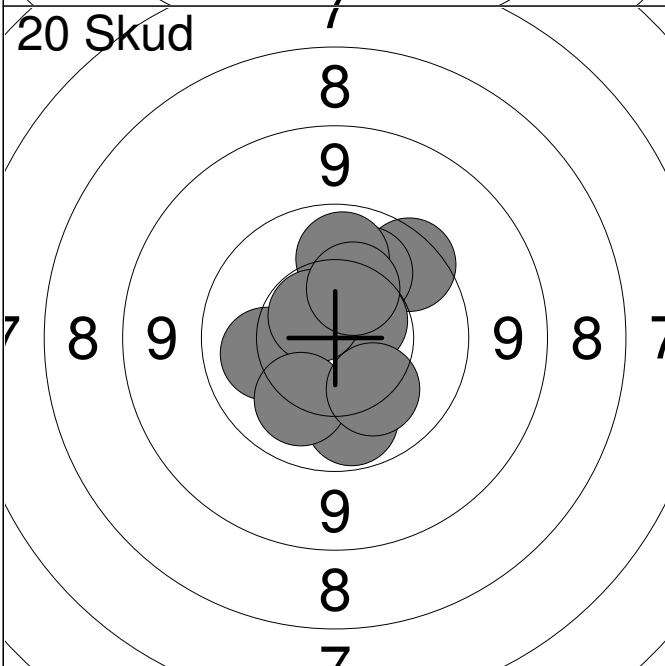
Total 0.0



1:	10.1	↗
2:	9.8	↑
3:	10.2	↗
4:	9.3	↘
5:	10.1	↘
6:	10.5	↘
7:	10.4	↘
8:	*10.7	↘
9:	10.0	↘
10:	10.2	↗

Serie 98.0

Total 98.0



11:	10.1	←
12:	9.7	↗
13:	10.0	↘
14:	10.1	↗
15:	*10.6	↗
16:	10.0	↑
17:	*10.6	↗
18:	10.1	↘
19:	10.2	↘
20:	10.3	↗

Serie 99.0

Total 197.0

Hold
13

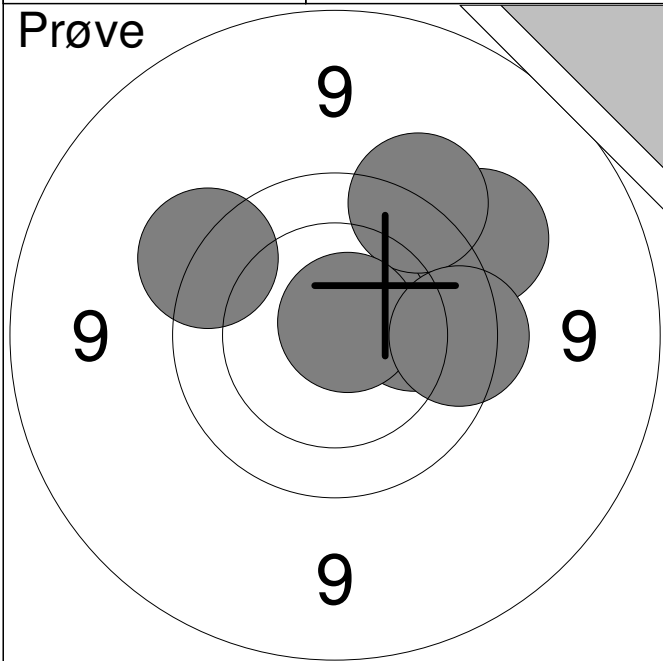
Skive
4

Jacob Schultz

Vester Hassing Skf.

BK4

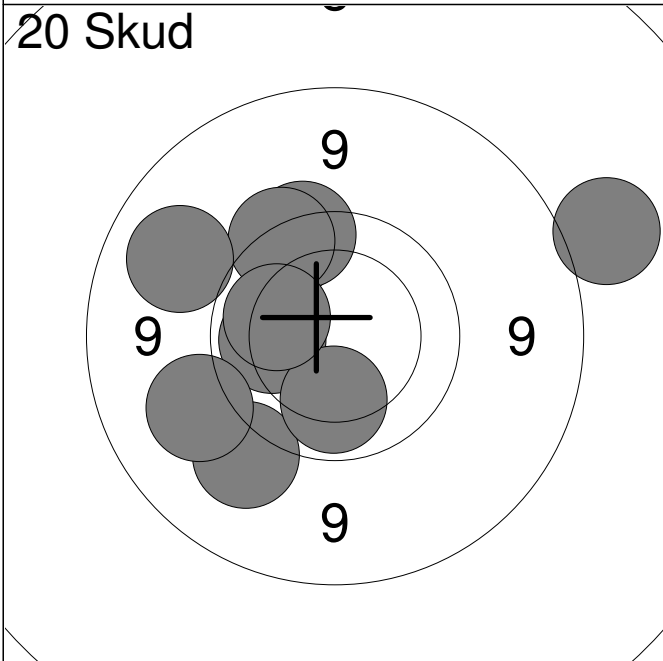
Prøve



1:	10.1	→
2:	9.5	↗
3:	9.6	↗
4:	*10.7	↗
5:	9.6	↗
6:	9.8	→

Serie	56.0
Total	0.0

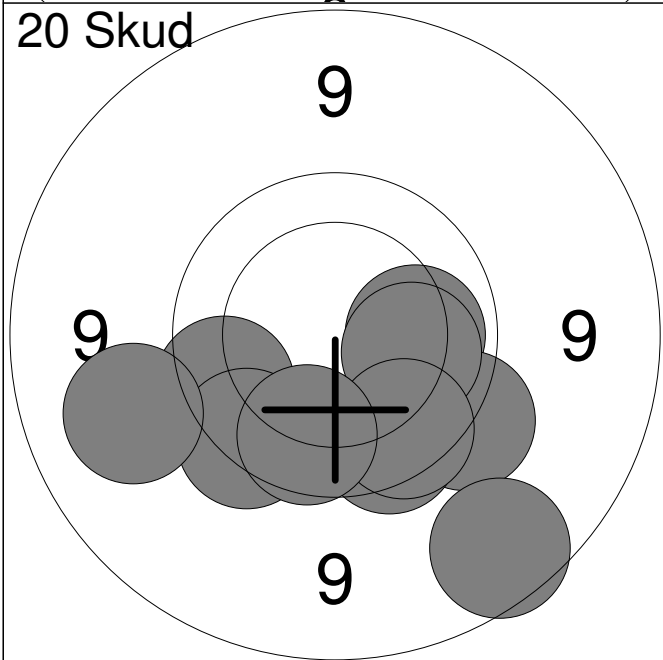
20 Skud



1:	9.7	↗
2:	9.7	↗
3:	8.5	↗
4:	9.6	↗
5:	9.1	↗
6:	9.3	↙
7:	10.1	←
8:	9.3	↙
9:	10.1	↓
10:	10.1	↖

Serie	92.0
Total	92.0

20 Skud



11:	9.8	↖
12:	10.1	→
13:	9.6	↘
14:	9.8	↘
15:	9.7	↙
16:	10.1	→
17:	8.9	↘
18:	9.2	↖
19:	9.8	↘
20:	9.9	↘

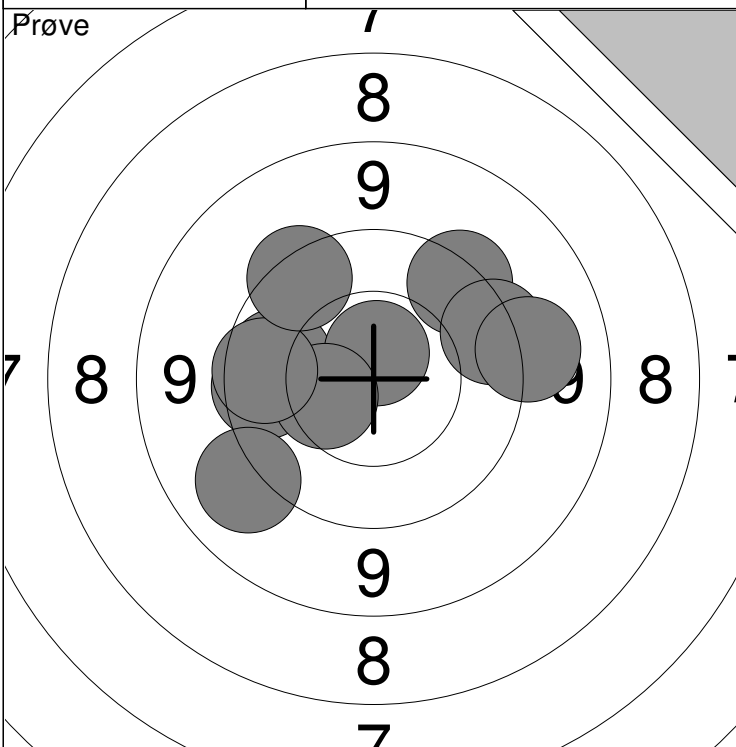
Serie	91.0
Total	183.0

Hold
13Skive
5**Nicklas Meldgaard Pedersen**

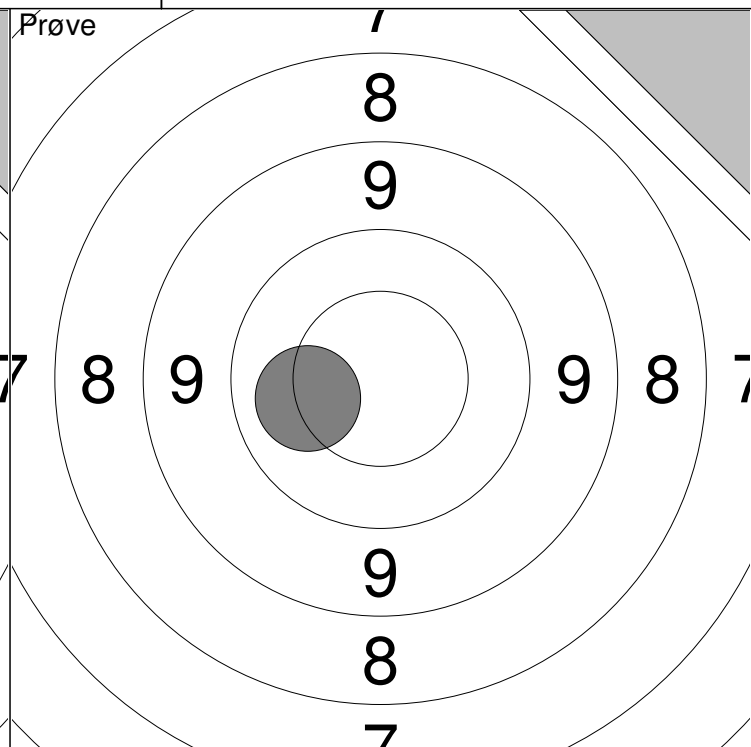
Vester Hassing Skf.

BK3

Prøve



Prøve



1: 9.8 ←
2: 10.0 ←
3: *10.7 ↑
4: 9.6 ↗
5: 9.6 →

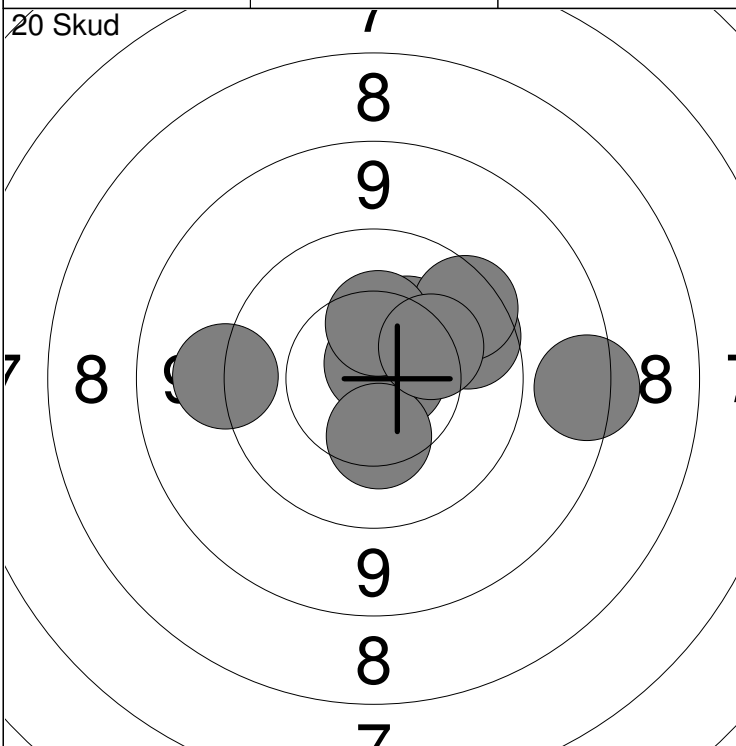
6: 9.3 →
7: 10.4 ←
8: 9.2 ↙
9: 9.8 ←
10: 9.6 ↖

Serie 93.0
Total 0.0

11: 10.2 ←

Serie 10.0
Total 0.0

20 Skud



20 Skud



1: 9.9 →
2: 9.4 ←
3: *10.7 →
4: 10.3 ↗
5: 8.6 →

6: 9.7 ↗
7: *10.8 ↑
8: 10.4 ↑
9: 10.4 ↓
10: 10.3 ↗

Serie 95.0
Total 95.0

11: 10.3 ↗
12: 9.9 →
13: 10.3 →
14: 9.9 ↗
15: *10.9 ↖

16: 10.0 →
17: 9.9 ↙
18: 10.2 ↓
19: 8.4 ↗
20: 10.2 →

Serie 95.0
Total 190.0

Hold
13

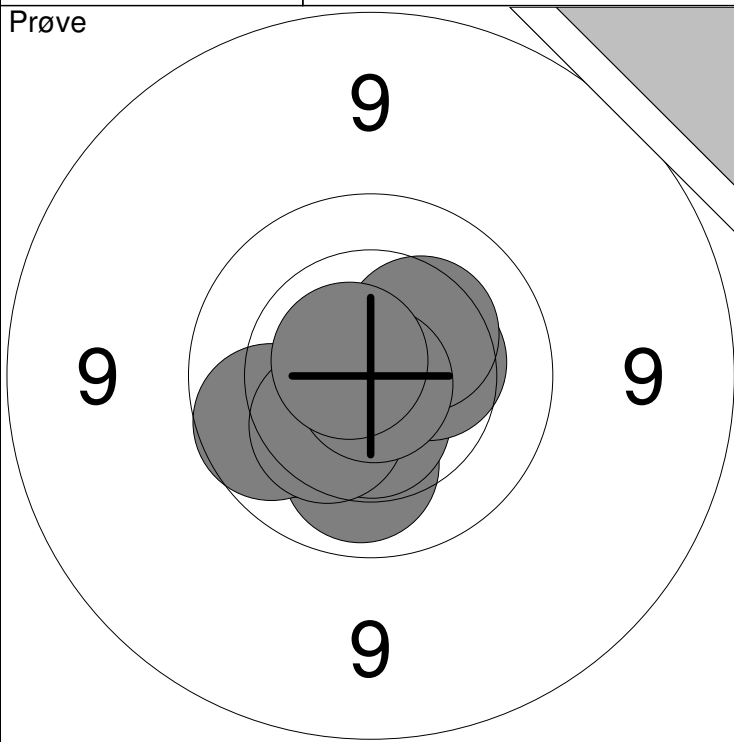
Skive
6

Tobias Engberg Hansen

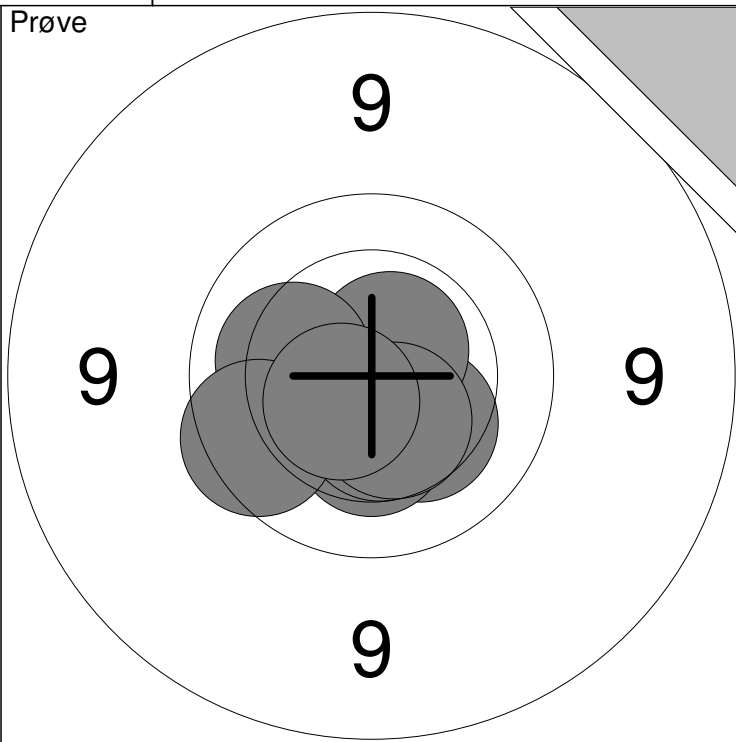
Vilsted Skf.

MB1

Prøve



Prøve



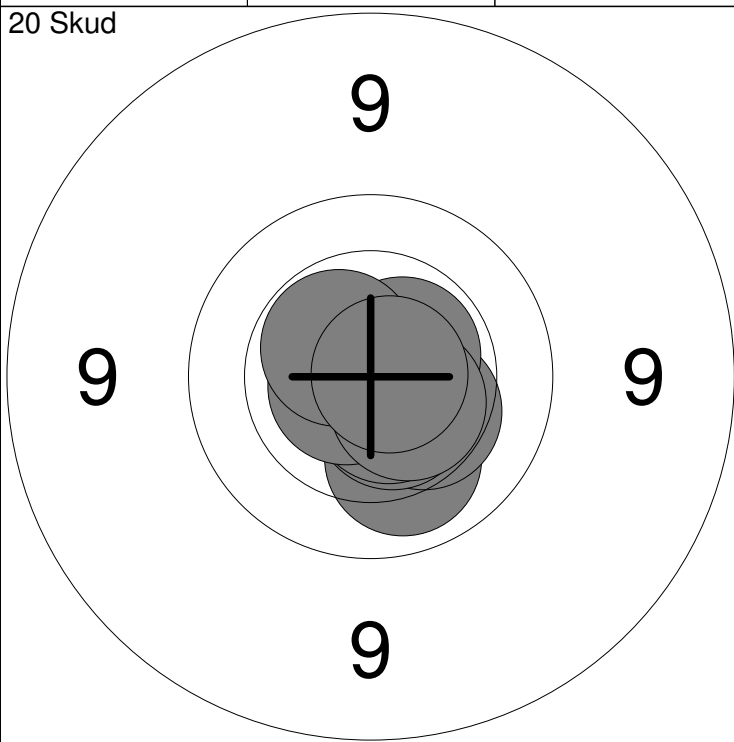
1: 10.1 ↓	6: 9.9 ←
2: *10.8 ↓	7: 10.3 ↙
3: *10.5 ↓	8: 10.3 ↗
4: 10.4 →	9: *10.9 ↓
5: 10.2 ←	10: *10.7 ↖

Serie	99.0
Total	0.0

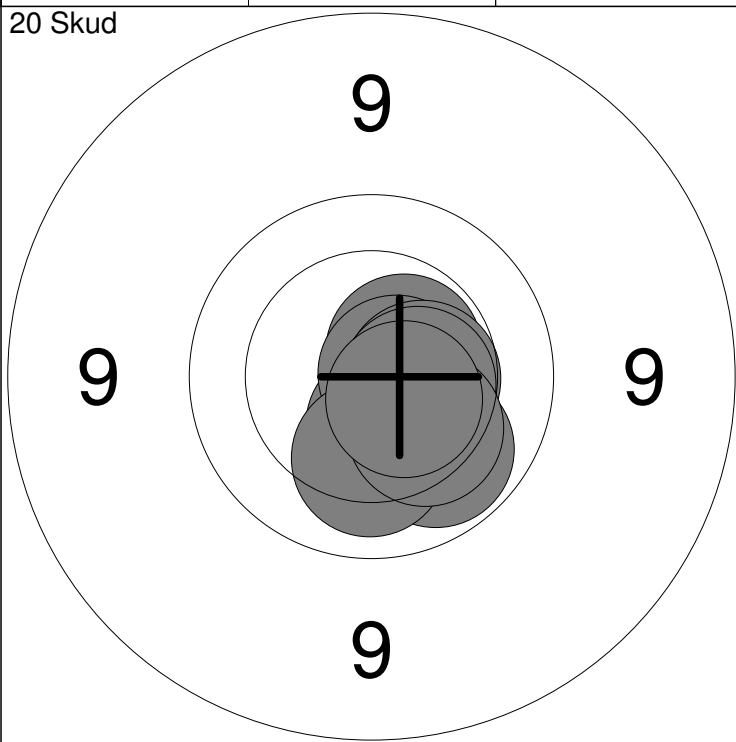
11: 10.3 ↘	16: 10.3 ←
12: *10.6 ↙	17: 10.2 ←
13: 10.4 ↓	18: 9.8 ↙
14: *10.6 ↗	19: 10.5 ↓
15: *10.5 ↓	20: *10.6 ↙

Serie	99.0
Total	0.0

20 Skud



20 Skud



1: 10.1 ↓	6: *10.6 ↓
2: *10.8 ↑	7: *10.7 ←
3: 10.3 ↓	8: *10.5 ↗
4: *10.6 ↗	9: *10.5 ↓
5: *10.6 ↓	10: *10.8 →

Serie	100.0
Total	100.0

11: *10.6 ↗	16: 10.5 →
12: *10.5 →	17: 10.2 ↓
13: 10.0 ↓	18: *10.5 →
14: 10.5 ↓	19: 10.2 ↓
15: *10.7 →	20: *10.6 ↓

Serie	100.0
Total	200.0

Hold
13

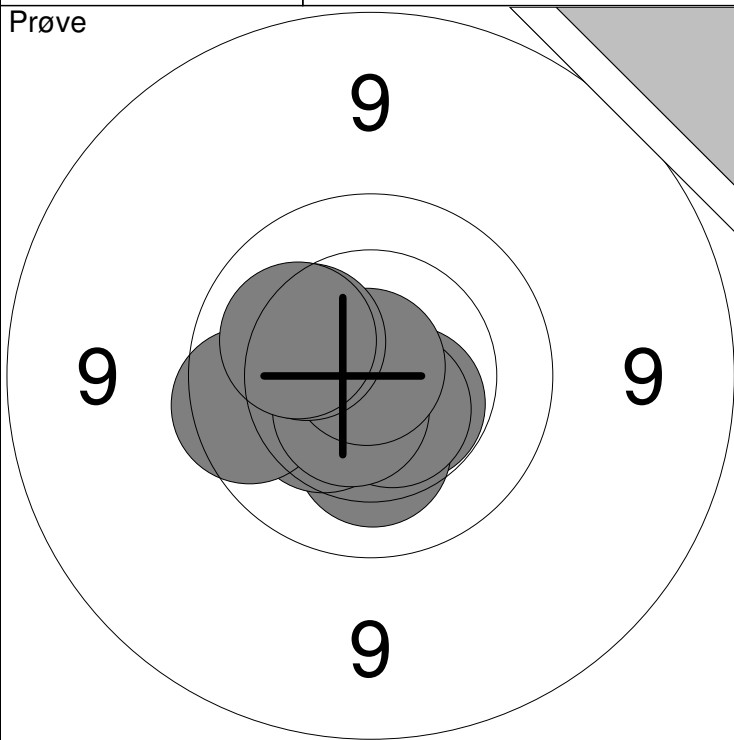
Skive
7

Gry Abildgaard Zaar Lassen

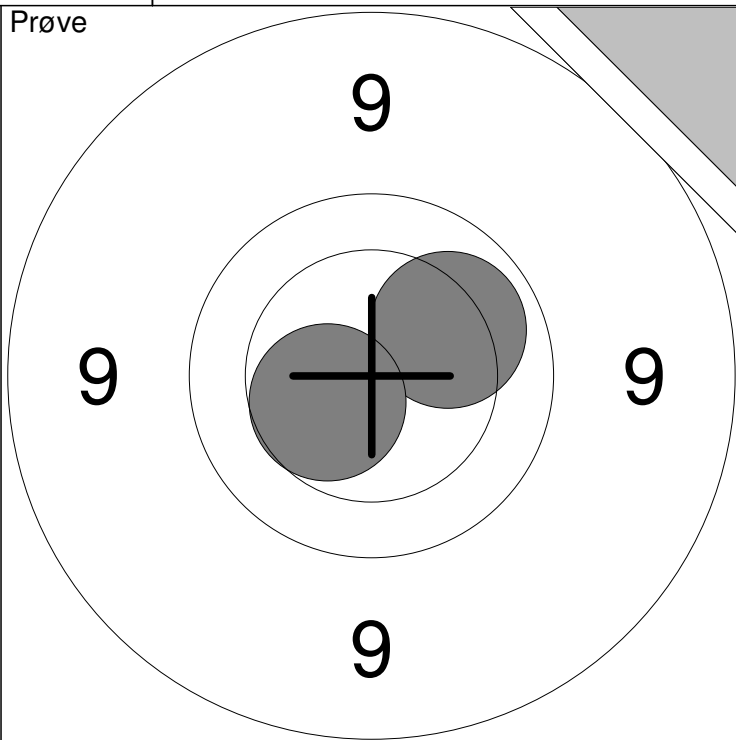
Ulsted Skf.

BK2

Prøve



Prøve



1: *10.5 ↘
 2: 10.3 ↓
 3: 10.4 ↙
 4: 10.2 ←
 5: *10.6 ↘

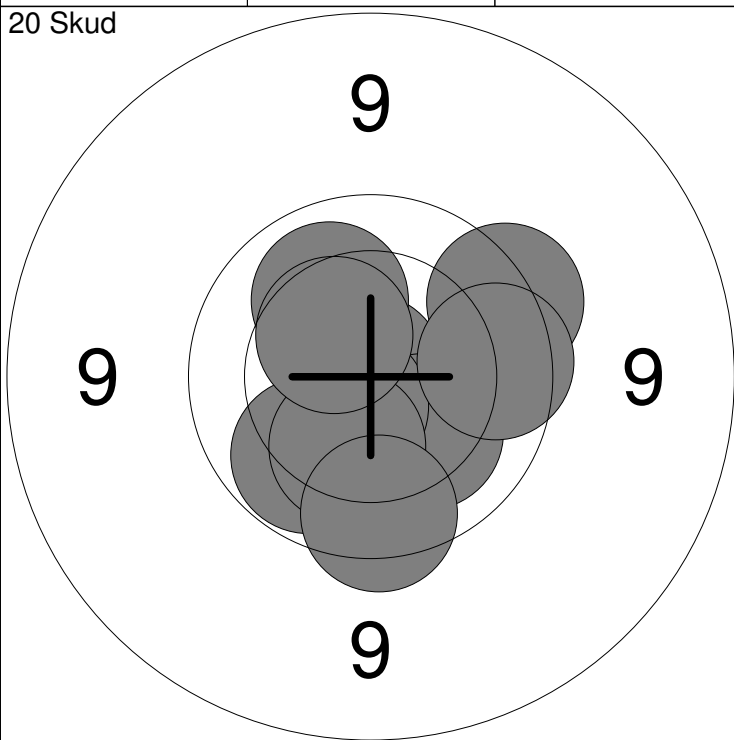
6: 9.8 ←
 7: *10.6 ↘
 8: *10.9 ↗
 9: 10.3 ↗
 10: 10.2 ↖

Serie 99.0
 Total 0.0

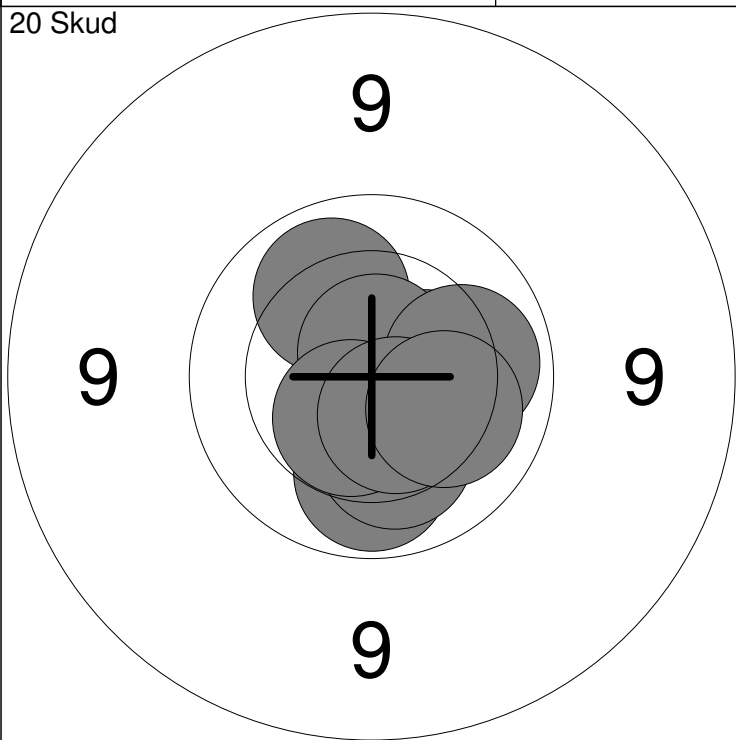
11: 10.1 ↗
 12: 10.5 ↙

Serie 20.0
 Total 0.0

20 Skud



20 Skud



1: *10.9 ↗
 2: 10.2 ↘
 3: 10.1 ↗
 4: *10.6 ↘
 5: 10.0 ↘

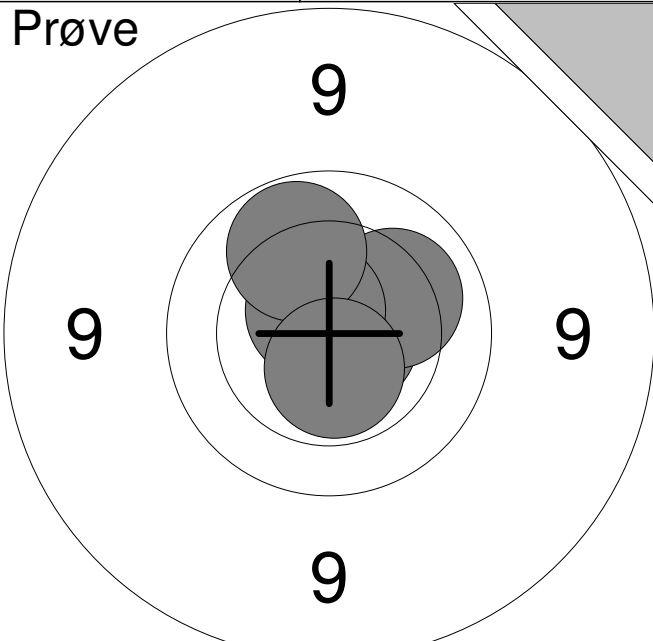
6: 9.7 ↗
 7: 10.2 ↘
 8: 10.4 ↗
 9: 9.8 →
 10: 9.8 ↓

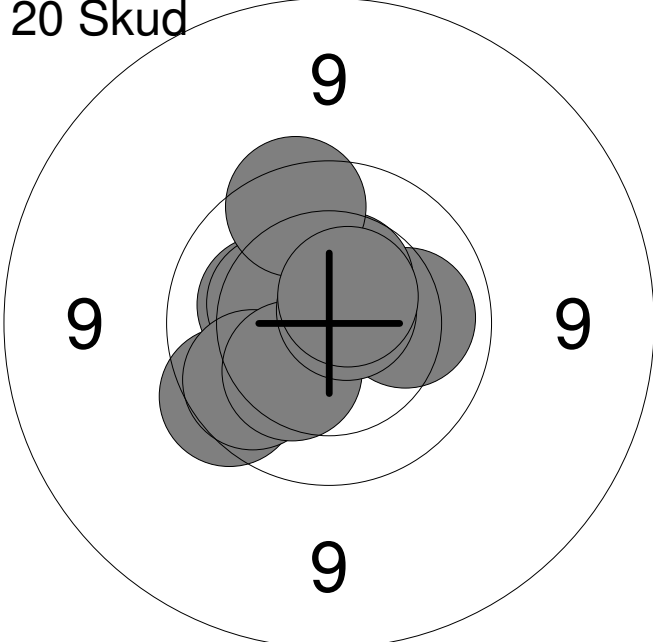
Serie 97.0
 Total 97.0

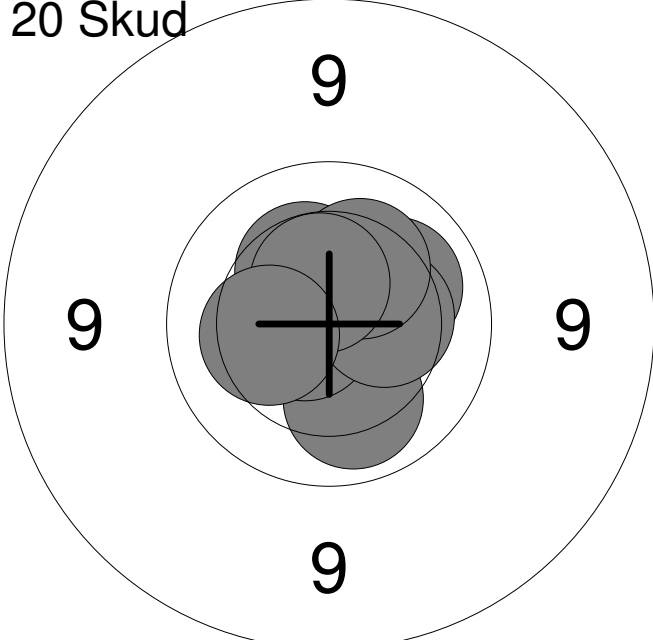
11: *10.8 ↓
 12: 10.1 ↗
 13: 10.0 ↓
 14: 10.2 ↘
 15: 10.4 →

16: *10.7 ↗
 17: *10.5 ↘
 18: 10.1 →
 19: *10.5 ↘
 20: 10.2 ↘

Serie 100.0
 Total 197.0

<p>Prøve</p> 	<table style="width:100%; border-collapse: collapse;"> <tr><td style="width:10%;">1:</td><td style="width:40%;">*10.7</td><td style="width:50%; text-align: right;">→</td></tr> <tr><td>2:</td><td>10.2</td><td style="text-align: right;">↗</td></tr> <tr><td>3:</td><td>*10.7</td><td style="text-align: right;">↗</td></tr> <tr><td>4:</td><td>10.0</td><td style="text-align: right;">↗</td></tr> <tr><td>5:</td><td>*10.6</td><td style="text-align: right;">↓</td></tr> <tr><td colspan="3"><hr/></td></tr> <tr><td>Serie</td><td></td><td style="text-align: right;">50.0</td></tr> <tr><td>Total</td><td></td><td style="text-align: right;">0.0</td></tr> </table>	1:	*10.7	→	2:	10.2	↗	3:	*10.7	↗	4:	10.0	↗	5:	*10.6	↓	<hr/>			Serie		50.0	Total		0.0
1:	*10.7	→																							
2:	10.2	↗																							
3:	*10.7	↗																							
4:	10.0	↗																							
5:	*10.6	↓																							
<hr/>																									
Serie		50.0																							
Total		0.0																							

<p>20 Skud</p> 	<table style="width:100%; border-collapse: collapse;"> <tr><td style="width:10%;">1:</td><td style="width:40%;">10.1</td><td style="width:50%; text-align: right;">→</td></tr> <tr><td>2:</td><td>9.8</td><td style="text-align: right;">↖</td></tr> <tr><td>3:</td><td>10.5</td><td style="text-align: right;">↗</td></tr> <tr><td>4:</td><td>10.2</td><td style="text-align: right;">↖</td></tr> <tr><td>5:</td><td>10.3</td><td style="text-align: right;">↗</td></tr> <tr><td>6:</td><td>9.8</td><td style="text-align: right;">↗</td></tr> <tr><td>7:</td><td>9.9</td><td style="text-align: right;">↖</td></tr> <tr><td>8:</td><td>10.3</td><td style="text-align: right;">↖</td></tr> <tr><td>9:</td><td>*10.7</td><td style="text-align: right;">↗</td></tr> <tr><td>10:</td><td>*10.6</td><td style="text-align: right;">↗</td></tr> <tr><td colspan="3"><hr/></td></tr> <tr><td>Serie</td><td></td><td style="text-align: right;">97.0</td></tr> <tr><td>Total</td><td></td><td style="text-align: right;">97.0</td></tr> </table>	1:	10.1	→	2:	9.8	↖	3:	10.5	↗	4:	10.2	↖	5:	10.3	↗	6:	9.8	↗	7:	9.9	↖	8:	10.3	↖	9:	*10.7	↗	10:	*10.6	↗	<hr/>			Serie		97.0	Total		97.0
1:	10.1	→																																						
2:	9.8	↖																																						
3:	10.5	↗																																						
4:	10.2	↖																																						
5:	10.3	↗																																						
6:	9.8	↗																																						
7:	9.9	↖																																						
8:	10.3	↖																																						
9:	*10.7	↗																																						
10:	*10.6	↗																																						
<hr/>																																								
Serie		97.0																																						
Total		97.0																																						

<p>20 Skud</p> 	<table style="width:100%; border-collapse: collapse;"> <tr><td style="width:10%;">11:</td><td style="width:40%;">*10.7</td><td style="width:50%; text-align: right;">←</td></tr> <tr><td>12:</td><td>10.1</td><td style="text-align: right;">↓</td></tr> <tr><td>13:</td><td>10.2</td><td style="text-align: right;">↗</td></tr> <tr><td>14:</td><td>*10.8</td><td style="text-align: right;">↗</td></tr> <tr><td>15:</td><td>10.3</td><td style="text-align: right;">↗</td></tr> <tr><td>16:</td><td>*10.7</td><td style="text-align: right;">↖</td></tr> <tr><td>17:</td><td>10.3</td><td style="text-align: right;">→</td></tr> <tr><td>18:</td><td>10.3</td><td style="text-align: right;">↗</td></tr> <tr><td>19:</td><td>*10.5</td><td style="text-align: right;">↗</td></tr> <tr><td>20:</td><td>10.3</td><td style="text-align: right;">←</td></tr> <tr><td colspan="3"><hr/></td></tr> <tr><td>Serie</td><td></td><td style="text-align: right;">100.0</td></tr> <tr><td>Total</td><td></td><td style="text-align: right;">197.0</td></tr> </table>	11:	*10.7	←	12:	10.1	↓	13:	10.2	↗	14:	*10.8	↗	15:	10.3	↗	16:	*10.7	↖	17:	10.3	→	18:	10.3	↗	19:	*10.5	↗	20:	10.3	←	<hr/>			Serie		100.0	Total		197.0
11:	*10.7	←																																						
12:	10.1	↓																																						
13:	10.2	↗																																						
14:	*10.8	↗																																						
15:	10.3	↗																																						
16:	*10.7	↖																																						
17:	10.3	→																																						
18:	10.3	↗																																						
19:	*10.5	↗																																						
20:	10.3	←																																						
<hr/>																																								
Serie		100.0																																						
Total		197.0																																						

<p>Prøve</p>	<table style="width:100%; border-collapse: collapse;"> <tr><td style="width:10%;">1:</td><td style="width:15%;">10.5</td><td style="width:10%; text-align: center;">↖</td></tr> <tr><td>2:</td><td>*10.8</td><td style="text-align: center;">↗</td></tr> <tr><td>3:</td><td>10.3</td><td style="text-align: center;">↖</td></tr> <tr><td>4:</td><td>*10.6</td><td style="text-align: center;">↘</td></tr> </table>	1:	10.5	↖	2:	*10.8	↗	3:	10.3	↖	4:	*10.6	↘
1:	10.5	↖											
2:	*10.8	↗											
3:	10.3	↖											
4:	*10.6	↘											

Serie	40.0
-------	------

Total	0.0
-------	-----

<p>20 Skud</p>	<table style="width:100%; border-collapse: collapse;"> <tr><td style="width:10%;">1:</td><td style="width:15%;">*10.7</td><td style="width:10%; text-align: center;">↑</td></tr> <tr><td>2:</td><td>10.4</td><td style="text-align: center;">↗</td></tr> <tr><td>3:</td><td>*10.6</td><td style="text-align: center;">↑</td></tr> <tr><td>4:</td><td>10.1</td><td style="text-align: center;">↗</td></tr> <tr><td>5:</td><td>10.5</td><td style="text-align: center;">↗</td></tr> <tr><td>6:</td><td>10.1</td><td style="text-align: center;">↗</td></tr> <tr><td>7:</td><td>*10.7</td><td style="text-align: center;">↑</td></tr> <tr><td>8:</td><td>10.6</td><td style="text-align: center;">↘</td></tr> <tr><td>9:</td><td>*10.6</td><td style="text-align: center;">→</td></tr> <tr><td>10:</td><td>10.6</td><td style="text-align: center;">↗</td></tr> </table>	1:	*10.7	↑	2:	10.4	↗	3:	*10.6	↑	4:	10.1	↗	5:	10.5	↗	6:	10.1	↗	7:	*10.7	↑	8:	10.6	↘	9:	*10.6	→	10:	10.6	↗
1:	*10.7	↑																													
2:	10.4	↗																													
3:	*10.6	↑																													
4:	10.1	↗																													
5:	10.5	↗																													
6:	10.1	↗																													
7:	*10.7	↑																													
8:	10.6	↘																													
9:	*10.6	→																													
10:	10.6	↗																													

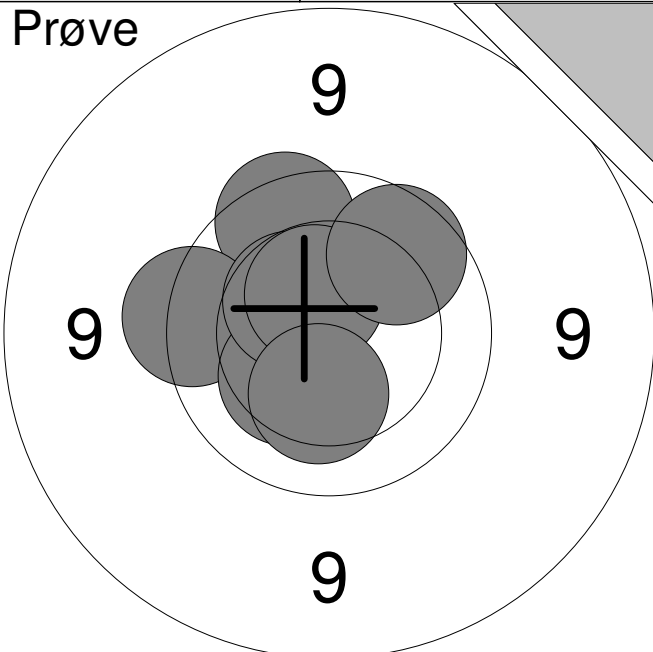
Serie	100.0
-------	-------

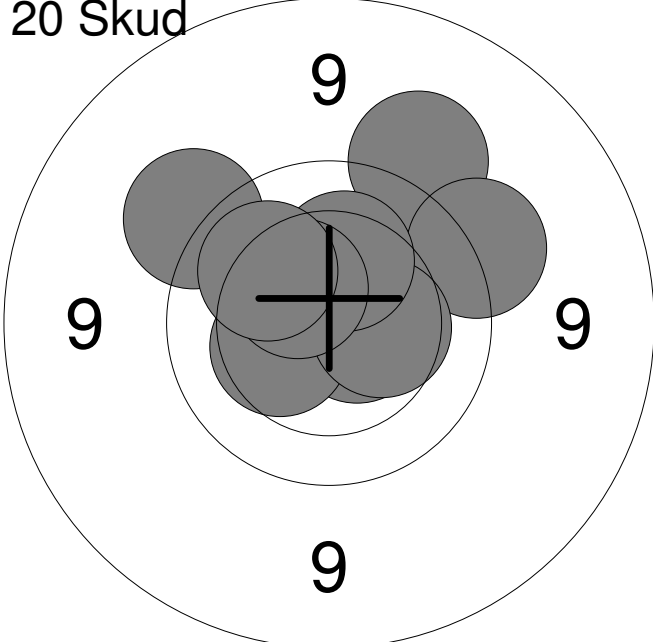
Total	100.0
-------	-------

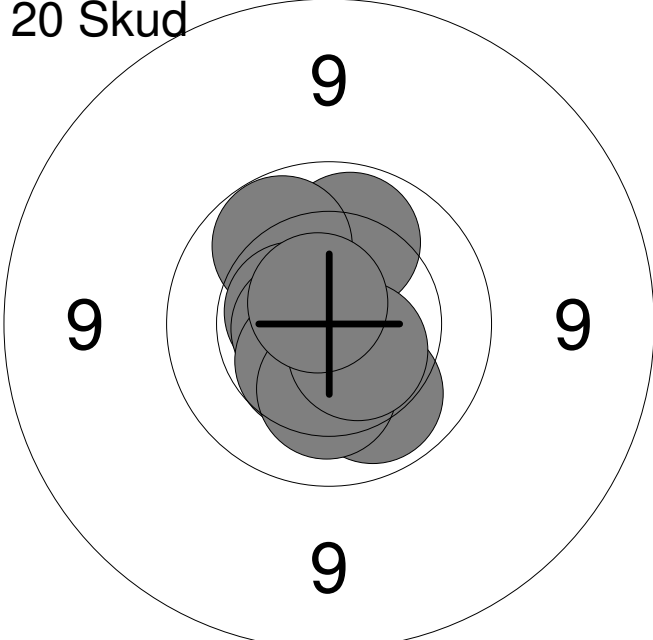
<p>20 Skud</p>	<table style="width:100%; border-collapse: collapse;"> <tr><td style="width:10%;">11:</td><td style="width:15%;">10.5</td><td style="width:10%; text-align: center;">→</td></tr> <tr><td>12:</td><td>*10.7</td><td style="text-align: center;">↗</td></tr> <tr><td>13:</td><td>10.0</td><td style="text-align: center;">↖</td></tr> <tr><td>14:</td><td>10.6</td><td style="text-align: center;">↗</td></tr> <tr><td>15:</td><td>10.1</td><td style="text-align: center;">↗</td></tr> <tr><td>16:</td><td>*10.8</td><td style="text-align: center;">↘</td></tr> <tr><td>17:</td><td>10.4</td><td style="text-align: center;">↖</td></tr> <tr><td>18:</td><td>10.6</td><td style="text-align: center;">→</td></tr> <tr><td>19:</td><td>9.7</td><td style="text-align: center;">←</td></tr> <tr><td>20:</td><td>10.4</td><td style="text-align: center;">↗</td></tr> </table>	11:	10.5	→	12:	*10.7	↗	13:	10.0	↖	14:	10.6	↗	15:	10.1	↗	16:	*10.8	↘	17:	10.4	↖	18:	10.6	→	19:	9.7	←	20:	10.4	↗
11:	10.5	→																													
12:	*10.7	↗																													
13:	10.0	↖																													
14:	10.6	↗																													
15:	10.1	↗																													
16:	*10.8	↘																													
17:	10.4	↖																													
18:	10.6	→																													
19:	9.7	←																													
20:	10.4	↗																													

Serie	99.0
-------	------

Total	199.0
-------	-------

<p>Prøve</p> 	<table style="width:100%; border-collapse: collapse;"> <tr><td>1:</td><td>9.8</td><td>↗</td></tr> <tr><td>2:</td><td>9.7</td><td>←</td></tr> <tr><td>3:</td><td>10.3</td><td>↘</td></tr> <tr><td>4:</td><td>10.4</td><td>↗</td></tr> <tr><td>5:</td><td>*10.5</td><td>↗</td></tr> <tr><td>6:</td><td>9.9</td><td>↗</td></tr> <tr><td>7:</td><td>10.3</td><td>↘</td></tr> </table>	1:	9.8	↗	2:	9.7	←	3:	10.3	↘	4:	10.4	↗	5:	*10.5	↗	6:	9.9	↗	7:	10.3	↘
1:	9.8	↗																				
2:	9.7	←																				
3:	10.3	↘																				
4:	10.4	↗																				
5:	*10.5	↗																				
6:	9.9	↗																				
7:	10.3	↘																				
	Serie 67.0																					
	Total 0.0																					

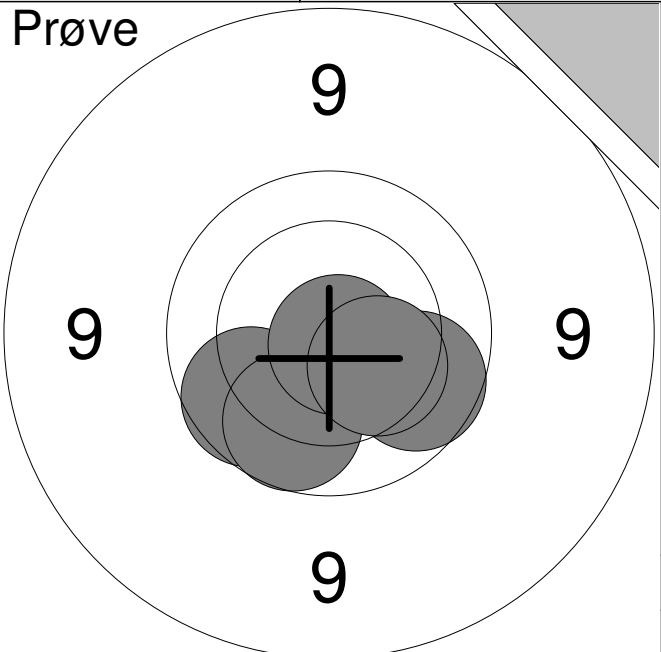
<p>20 Skud</p> 	<table style="width:100%; border-collapse: collapse;"> <tr><td>1:</td><td>*10.6</td><td>→</td></tr> <tr><td>2:</td><td>9.4</td><td>↗</td></tr> <tr><td>3:</td><td>*10.6</td><td>←</td></tr> <tr><td>4:</td><td>9.5</td><td>↗</td></tr> <tr><td>5:</td><td>10.4</td><td>←</td></tr> <tr><td>6:</td><td>10.4</td><td>→</td></tr> <tr><td>7:</td><td>10.3</td><td>↗</td></tr> <tr><td>8:</td><td>10.4</td><td>↗</td></tr> <tr><td>9:</td><td>9.5</td><td>↗</td></tr> <tr><td>10:</td><td>10.1</td><td>↗</td></tr> </table>	1:	*10.6	→	2:	9.4	↗	3:	*10.6	←	4:	9.5	↗	5:	10.4	←	6:	10.4	→	7:	10.3	↗	8:	10.4	↗	9:	9.5	↗	10:	10.1	↗
1:	*10.6	→																													
2:	9.4	↗																													
3:	*10.6	←																													
4:	9.5	↗																													
5:	10.4	←																													
6:	10.4	→																													
7:	10.3	↗																													
8:	10.4	↗																													
9:	9.5	↗																													
10:	10.1	↗																													
	Serie 97.0																														
	Total 97.0																														

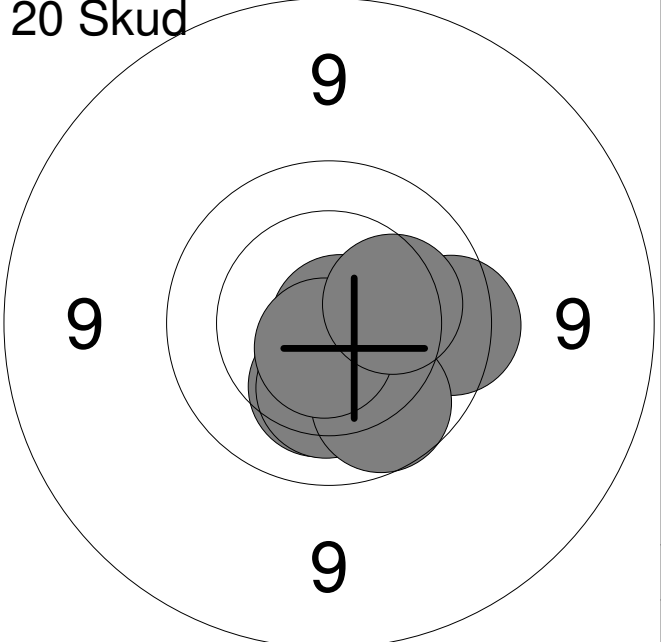
<p>20 Skud</p> 	<table style="width:100%; border-collapse: collapse;"> <tr><td>11:</td><td>10.0</td><td>↗</td></tr> <tr><td>12:</td><td>*10.6</td><td>↘</td></tr> <tr><td>13:</td><td>10.0</td><td>↗</td></tr> <tr><td>14:</td><td>*10.6</td><td>↗</td></tr> <tr><td>15:</td><td>*10.6</td><td>←</td></tr> <tr><td>16:</td><td>10.1</td><td>↘</td></tr> <tr><td>17:</td><td>10.5</td><td>↘</td></tr> <tr><td>18:</td><td>10.2</td><td>↘</td></tr> <tr><td>19:</td><td>*10.5</td><td>↘</td></tr> <tr><td>20:</td><td>*10.7</td><td>↗</td></tr> </table>	11:	10.0	↗	12:	*10.6	↘	13:	10.0	↗	14:	*10.6	↗	15:	*10.6	←	16:	10.1	↘	17:	10.5	↘	18:	10.2	↘	19:	*10.5	↘	20:	*10.7	↗
11:	10.0	↗																													
12:	*10.6	↘																													
13:	10.0	↗																													
14:	*10.6	↗																													
15:	*10.6	←																													
16:	10.1	↘																													
17:	10.5	↘																													
18:	10.2	↘																													
19:	*10.5	↘																													
20:	*10.7	↗																													
	Serie 100.0																														
	Total 197.0																														

<p>Prøve</p>	<table style="width:100%; border-collapse: collapse;"> <tr><td style="width:10%;">1:</td><td style="width:20%;">10.2</td><td style="width:10%; text-align: center;">↗</td></tr> <tr><td>2:</td><td>8.6</td><td style="text-align: center;">→</td></tr> <tr><td>3:</td><td>8.9</td><td style="text-align: center;">↘</td></tr> <tr><td>4:</td><td>10.0</td><td style="text-align: center;">↘</td></tr> <tr><td>5:</td><td>*10.8</td><td style="text-align: center;">↗</td></tr> <tr><td>6:</td><td>10.3</td><td style="text-align: center;">↗</td></tr> <tr><td>7:</td><td>9.9</td><td style="text-align: center;">↗</td></tr> </table> <table border="1" style="width:100%; border-collapse: collapse; margin-top: 5px;"> <tr> <td style="width:80%;">Serie</td> <td style="text-align: right;">65.0</td> </tr> <tr> <td>Total</td> <td style="text-align: right;">0.0</td> </tr> </table>	1:	10.2	↗	2:	8.6	→	3:	8.9	↘	4:	10.0	↘	5:	*10.8	↗	6:	10.3	↗	7:	9.9	↗	Serie	65.0	Total	0.0
1:	10.2	↗																								
2:	8.6	→																								
3:	8.9	↘																								
4:	10.0	↘																								
5:	*10.8	↗																								
6:	10.3	↗																								
7:	9.9	↗																								
Serie	65.0																									
Total	0.0																									

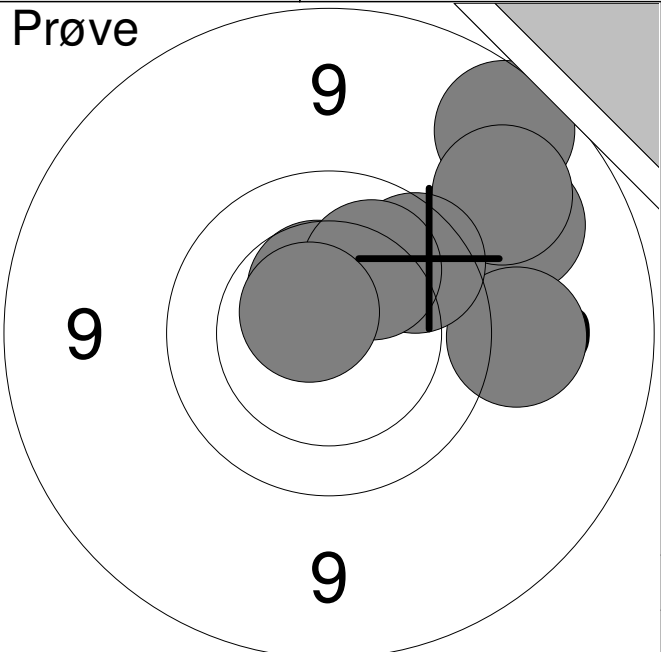
<p>20 Skud</p>	<table style="width:100%; border-collapse: collapse;"> <tr><td style="width:10%;">1:</td><td style="width:20%;">10.3</td><td style="width:10%; text-align: center;">←</td></tr> <tr><td>2:</td><td>10.2</td><td style="text-align: center;">↗</td></tr> <tr><td>3:</td><td>9.6</td><td style="text-align: center;">→</td></tr> <tr><td>4:</td><td>10.5</td><td style="text-align: center;">↘</td></tr> <tr><td>5:</td><td>9.8</td><td style="text-align: center;">↘</td></tr> <tr><td>6:</td><td>9.6</td><td style="text-align: center;">↘</td></tr> <tr><td>7:</td><td>*10.8</td><td style="text-align: center;">↗</td></tr> <tr><td>8:</td><td>9.8</td><td style="text-align: center;">↗</td></tr> <tr><td>9:</td><td>*10.6</td><td style="text-align: center;">↘</td></tr> <tr><td>10:</td><td>9.8</td><td style="text-align: center;">←</td></tr> </table> <table border="1" style="width:100%; border-collapse: collapse; margin-top: 5px;"> <tr> <td style="width:80%;">Serie</td> <td style="text-align: right;">95.0</td> </tr> <tr> <td>Total</td> <td style="text-align: right;">95.0</td> </tr> </table>	1:	10.3	←	2:	10.2	↗	3:	9.6	→	4:	10.5	↘	5:	9.8	↘	6:	9.6	↘	7:	*10.8	↗	8:	9.8	↗	9:	*10.6	↘	10:	9.8	←	Serie	95.0	Total	95.0
1:	10.3	←																																	
2:	10.2	↗																																	
3:	9.6	→																																	
4:	10.5	↘																																	
5:	9.8	↘																																	
6:	9.6	↘																																	
7:	*10.8	↗																																	
8:	9.8	↗																																	
9:	*10.6	↘																																	
10:	9.8	←																																	
Serie	95.0																																		
Total	95.0																																		

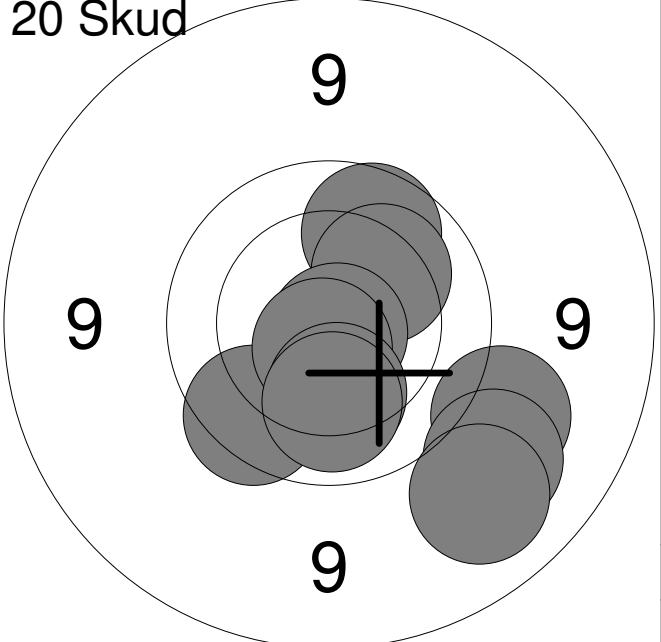
<p>20 Skud</p>	<table style="width:100%; border-collapse: collapse;"> <tr><td style="width:10%;">11:</td><td style="width:20%;">9.4</td><td style="width:10%; text-align: center;">→</td></tr> <tr><td>12:</td><td>10.3</td><td style="text-align: center;">↗</td></tr> <tr><td>13:</td><td>9.4</td><td style="text-align: center;">→</td></tr> <tr><td>14:</td><td>*10.7</td><td style="text-align: center;">↘</td></tr> <tr><td>15:</td><td>10.3</td><td style="text-align: center;">↘</td></tr> <tr><td>16:</td><td>9.4</td><td style="text-align: center;">↗</td></tr> <tr><td>17:</td><td>10.0</td><td style="text-align: center;">↗</td></tr> <tr><td>18:</td><td>10.2</td><td style="text-align: center;">↘</td></tr> <tr><td>19:</td><td>9.4</td><td style="text-align: center;">↗</td></tr> <tr><td>20:</td><td>9.9</td><td style="text-align: center;">←</td></tr> </table> <table border="1" style="width:100%; border-collapse: collapse; margin-top: 5px;"> <tr> <td style="width:80%;">Serie</td> <td style="text-align: right;">95.0</td> </tr> <tr> <td>Total</td> <td style="text-align: right;">190.0</td> </tr> </table>	11:	9.4	→	12:	10.3	↗	13:	9.4	→	14:	*10.7	↘	15:	10.3	↘	16:	9.4	↗	17:	10.0	↗	18:	10.2	↘	19:	9.4	↗	20:	9.9	←	Serie	95.0	Total	190.0
11:	9.4	→																																	
12:	10.3	↗																																	
13:	9.4	→																																	
14:	*10.7	↘																																	
15:	10.3	↘																																	
16:	9.4	↗																																	
17:	10.0	↗																																	
18:	10.2	↘																																	
19:	9.4	↗																																	
20:	9.9	←																																	
Serie	95.0																																		
Total	190.0																																		

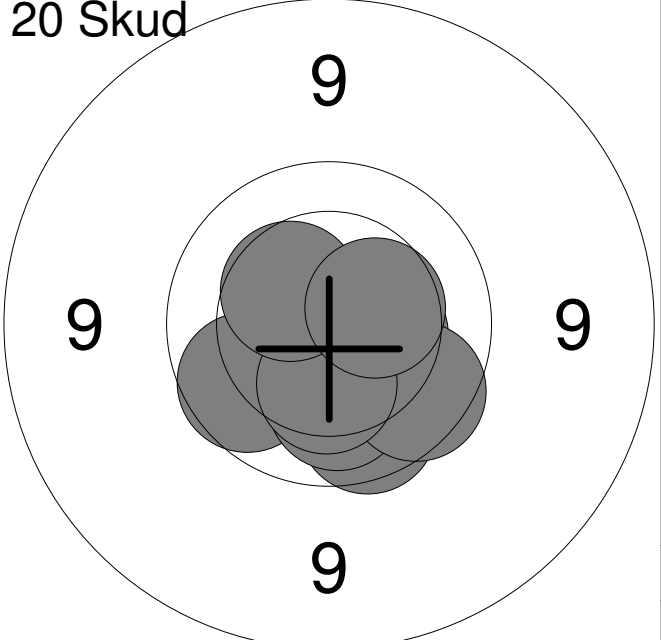
<p>Prøve</p> 	<table style="width:100%; border-collapse: collapse;"> <tr><td style="width:10%;">1:</td><td style="width:20%;">9.9</td><td style="width:10%; text-align: right;">↘</td></tr> <tr><td>2:</td><td>9.9</td><td style="text-align: right;">↙</td></tr> <tr><td>3:</td><td>9.9</td><td style="text-align: right;">↘</td></tr> <tr><td>4:</td><td>*10.8</td><td style="text-align: right;">↘</td></tr> <tr><td>5:</td><td>10.3</td><td style="text-align: right;">↘</td></tr> </table> <table border="1" style="width:100%; border-collapse: collapse; margin-top: 10px;"> <tr> <td style="width:80%;">Serie</td> <td style="text-align: right;">47.0</td> </tr> <tr> <td>Total</td> <td style="text-align: right;">0.0</td> </tr> </table>	1:	9.9	↘	2:	9.9	↙	3:	9.9	↘	4:	*10.8	↘	5:	10.3	↘	Serie	47.0	Total	0.0
1:	9.9	↘																		
2:	9.9	↙																		
3:	9.9	↘																		
4:	*10.8	↘																		
5:	10.3	↘																		
Serie	47.0																			
Total	0.0																			

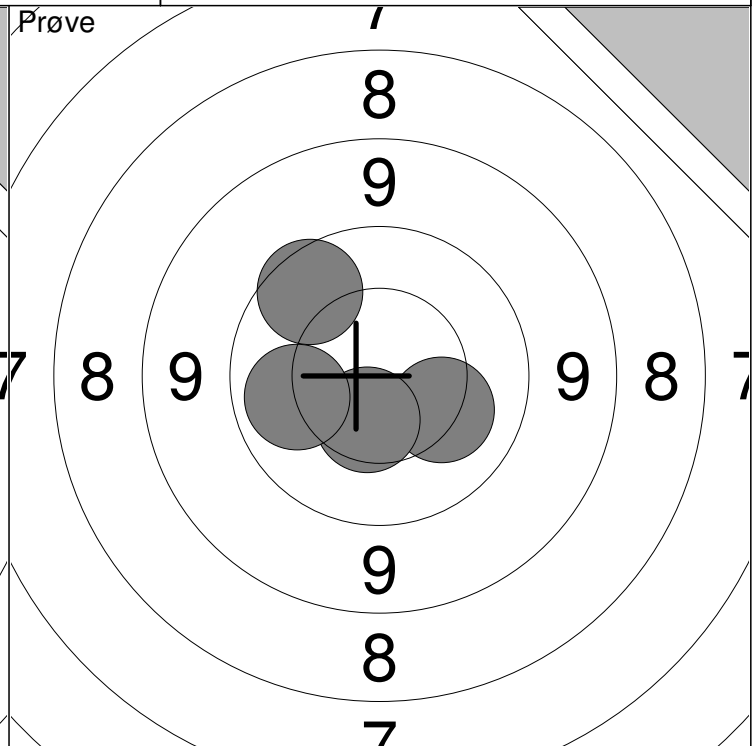
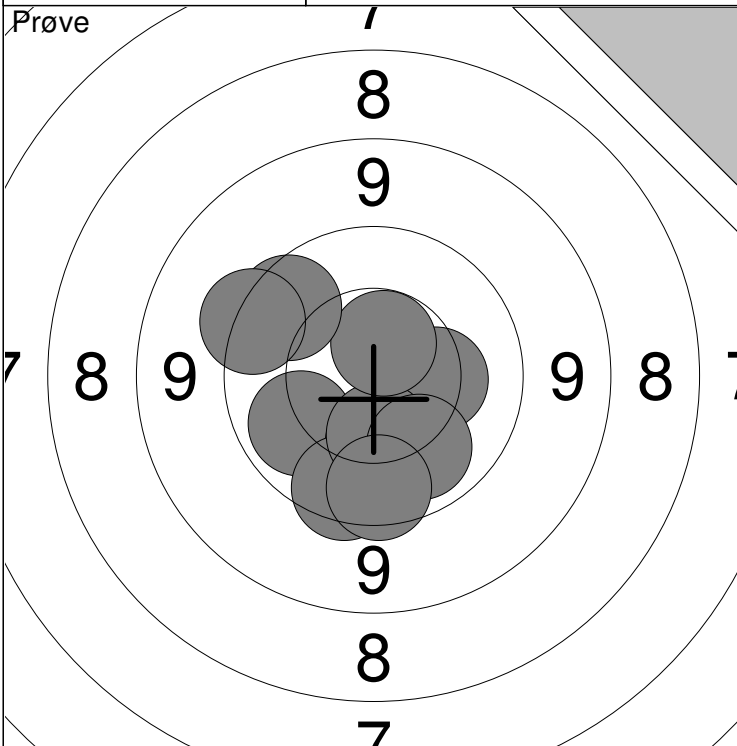
<p>20 Skud</p> 	<table style="width:100%; border-collapse: collapse;"> <tr><td style="width:10%;">1:</td><td style="width:20%;">10.4</td><td style="width:10%; text-align: right;">↓</td></tr> <tr><td>2:</td><td>*10.6</td><td style="text-align: right;">↓</td></tr> <tr><td>3:</td><td>9.8</td><td style="text-align: right;">→</td></tr> <tr><td>4:</td><td>*10.5</td><td style="text-align: right;">↘</td></tr> <tr><td>5:</td><td>10.3</td><td style="text-align: right;">↘</td></tr> <tr><td>6:</td><td>*10.8</td><td style="text-align: right;">→</td></tr> <tr><td>7:</td><td>10.2</td><td style="text-align: right;">↓</td></tr> <tr><td>8:</td><td>9.9</td><td style="text-align: right;">↘</td></tr> <tr><td>9:</td><td>*10.7</td><td style="text-align: right;">↘</td></tr> <tr><td>10:</td><td>10.2</td><td style="text-align: right;">→</td></tr> </table> <table border="1" style="width:100%; border-collapse: collapse; margin-top: 10px;"> <tr> <td style="width:80%;">Serie</td> <td style="text-align: right;">98.0</td> </tr> <tr> <td>Total</td> <td style="text-align: right;">98.0</td> </tr> </table>	1:	10.4	↓	2:	*10.6	↓	3:	9.8	→	4:	*10.5	↘	5:	10.3	↘	6:	*10.8	→	7:	10.2	↓	8:	9.9	↘	9:	*10.7	↘	10:	10.2	→	Serie	98.0	Total	98.0
1:	10.4	↓																																	
2:	*10.6	↓																																	
3:	9.8	→																																	
4:	*10.5	↘																																	
5:	10.3	↘																																	
6:	*10.8	→																																	
7:	10.2	↓																																	
8:	9.9	↘																																	
9:	*10.7	↘																																	
10:	10.2	→																																	
Serie	98.0																																		
Total	98.0																																		

<p>20 Skud</p> 	<table style="width:100%; border-collapse: collapse;"> <tr><td style="width:10%;">11:</td><td style="width:20%;">*10.6</td><td style="width:10%; text-align: right;">→</td></tr> <tr><td>12:</td><td>10.5</td><td style="text-align: right;">↗</td></tr> <tr><td>13:</td><td>*10.7</td><td style="text-align: right;">↘</td></tr> <tr><td>14:</td><td>9.9</td><td style="text-align: right;">↘</td></tr> <tr><td>15:</td><td>10.0</td><td style="text-align: right;">↘</td></tr> <tr><td>16:</td><td>*10.6</td><td style="text-align: right;">↘</td></tr> <tr><td>17:</td><td>*10.8</td><td style="text-align: right;">↘</td></tr> <tr><td>18:</td><td>10.2</td><td style="text-align: right;">←</td></tr> <tr><td>19:</td><td>10.4</td><td style="text-align: right;">↘</td></tr> <tr><td>20:</td><td>*10.6</td><td style="text-align: right;">↘</td></tr> </table> <table border="1" style="width:100%; border-collapse: collapse; margin-top: 10px;"> <tr> <td style="width:80%;">Serie</td> <td style="text-align: right;">99.0</td> </tr> <tr> <td>Total</td> <td style="text-align: right;">197.0</td> </tr> </table>	11:	*10.6	→	12:	10.5	↗	13:	*10.7	↘	14:	9.9	↘	15:	10.0	↘	16:	*10.6	↘	17:	*10.8	↘	18:	10.2	←	19:	10.4	↘	20:	*10.6	↘	Serie	99.0	Total	197.0
11:	*10.6	→																																	
12:	10.5	↗																																	
13:	*10.7	↘																																	
14:	9.9	↘																																	
15:	10.0	↘																																	
16:	*10.6	↘																																	
17:	*10.8	↘																																	
18:	10.2	←																																	
19:	10.4	↘																																	
20:	*10.6	↘																																	
Serie	99.0																																		
Total	197.0																																		

<p>Prøve</p> 	<table style="width:100%; border-collapse: collapse;"> <tr><td>1:</td><td>8.9</td><td>↗</td></tr> <tr><td>2:</td><td>9.2</td><td>→</td></tr> <tr><td>3:</td><td>9.2</td><td>↗</td></tr> <tr><td>4:</td><td>9.4</td><td>→</td></tr> <tr><td>5:</td><td>10.5</td><td>↗</td></tr> <tr><td>6:</td><td>9.8</td><td>↗</td></tr> <tr><td>7:</td><td>10.1</td><td>↗</td></tr> <tr><td>8:</td><td>*10.6</td><td>↗</td></tr> </table>	1:	8.9	↗	2:	9.2	→	3:	9.2	↗	4:	9.4	→	5:	10.5	↗	6:	9.8	↗	7:	10.1	↗	8:	*10.6	↗
1:	8.9	↗																							
2:	9.2	→																							
3:	9.2	↗																							
4:	9.4	→																							
5:	10.5	↗																							
6:	9.8	↗																							
7:	10.1	↗																							
8:	*10.6	↗																							
	<table border="1" style="width:100%; border-collapse: collapse;"> <tr> <td style="width:80%;">Serie</td> <td style="text-align: right;">74.0</td> </tr> <tr> <td>Total</td> <td style="text-align: right;">0.0</td> </tr> </table>	Serie	74.0	Total	0.0																				
Serie	74.0																								
Total	0.0																								

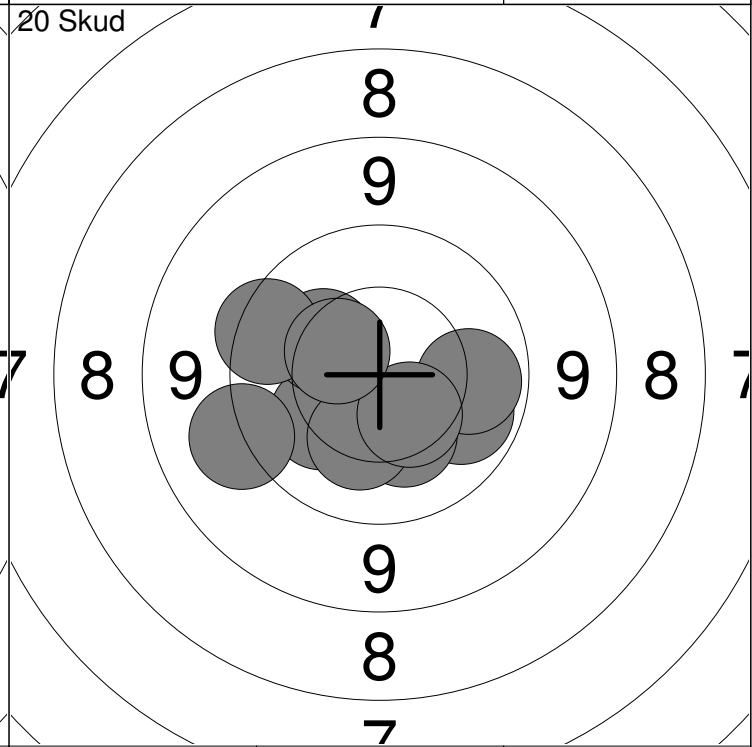
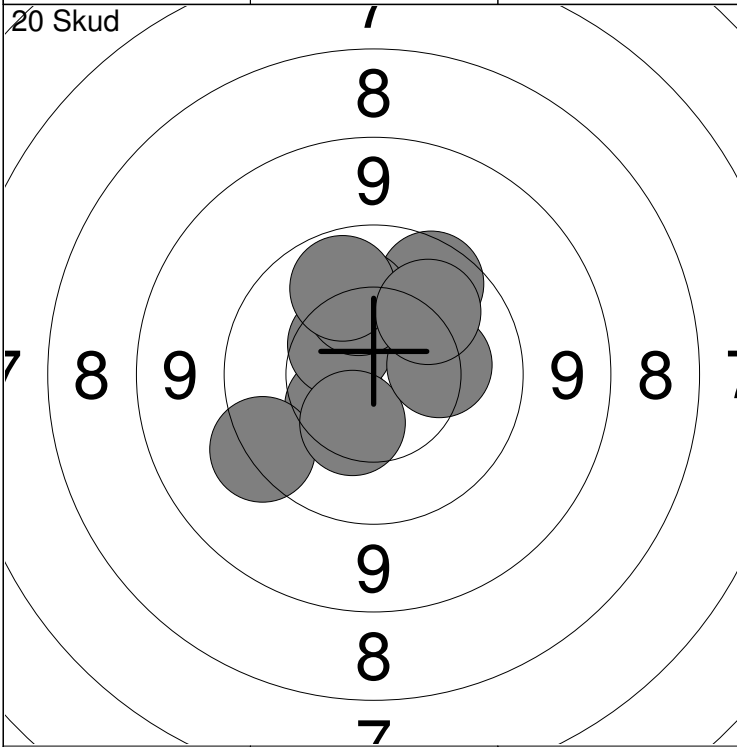
<p>20 Skud</p> 	<table style="width:100%; border-collapse: collapse;"> <tr><td>1:</td><td>9.9</td><td>↗</td></tr> <tr><td>2:</td><td>10.2</td><td>↗</td></tr> <tr><td>3:</td><td>9.3</td><td>↘</td></tr> <tr><td>4:</td><td>*10.8</td><td>↘</td></tr> <tr><td>5:</td><td>9.2</td><td>↘</td></tr> <tr><td>6:</td><td>9.8</td><td>↘</td></tr> <tr><td>7:</td><td>*10.7</td><td>↘</td></tr> <tr><td>8:</td><td>10.2</td><td>↘</td></tr> <tr><td>9:</td><td>10.1</td><td>↘</td></tr> <tr><td>10:</td><td>9.1</td><td>↘</td></tr> </table>	1:	9.9	↗	2:	10.2	↗	3:	9.3	↘	4:	*10.8	↘	5:	9.2	↘	6:	9.8	↘	7:	*10.7	↘	8:	10.2	↘	9:	10.1	↘	10:	9.1	↘
1:	9.9	↗																													
2:	10.2	↗																													
3:	9.3	↘																													
4:	*10.8	↘																													
5:	9.2	↘																													
6:	9.8	↘																													
7:	*10.7	↘																													
8:	10.2	↘																													
9:	10.1	↘																													
10:	9.1	↘																													
	<table border="1" style="width:100%; border-collapse: collapse;"> <tr> <td style="width:80%;">Serie</td> <td style="text-align: right;">95.0</td> </tr> <tr> <td>Total</td> <td style="text-align: right;">95.0</td> </tr> </table>	Serie	95.0	Total	95.0																										
Serie	95.0																														
Total	95.0																														

<p>20 Skud</p> 	<table style="width:100%; border-collapse: collapse;"> <tr><td>11:</td><td>*10.6</td><td>↘</td></tr> <tr><td>12:</td><td>10.4</td><td>→</td></tr> <tr><td>13:</td><td>9.9</td><td>↖</td></tr> <tr><td>14:</td><td>9.9</td><td>↘</td></tr> <tr><td>15:</td><td>10.1</td><td>↘</td></tr> <tr><td>16:</td><td>*10.6</td><td>↘</td></tr> <tr><td>17:</td><td>9.8</td><td>↘</td></tr> <tr><td>18:</td><td>10.3</td><td>↘</td></tr> <tr><td>19:</td><td>10.4</td><td>↗</td></tr> <tr><td>20:</td><td>10.4</td><td>→</td></tr> </table>	11:	*10.6	↘	12:	10.4	→	13:	9.9	↖	14:	9.9	↘	15:	10.1	↘	16:	*10.6	↘	17:	9.8	↘	18:	10.3	↘	19:	10.4	↗	20:	10.4	→
11:	*10.6	↘																													
12:	10.4	→																													
13:	9.9	↖																													
14:	9.9	↘																													
15:	10.1	↘																													
16:	*10.6	↘																													
17:	9.8	↘																													
18:	10.3	↘																													
19:	10.4	↗																													
20:	10.4	→																													
	<table border="1" style="width:100%; border-collapse: collapse;"> <tr> <td style="width:80%;">Serie</td> <td style="text-align: right;">97.0</td> </tr> <tr> <td>Total</td> <td style="text-align: right;">192.0</td> </tr> </table>	Serie	97.0	Total	192.0																										
Serie	97.0																														
Total	192.0																														



1: 10.1 ←	6: 10.1 ↓	Serie 96.0	
2: 10.3 →	7: 9.8 ↓		
3: 10.3 ↓	8: *10.6 ↑	Total 0.0	
4: 9.7 ↓	9: 9.8 ↗		
5: 10.3 ↓	10: 9.5 ↖		

11: 10.2 →	Serie 39.0	
12: 9.8 ↗		
13: 10.5 ↓	Total 0.0	
14: 10.1 ←		



1: 10.4 ←	6: 10.2 ↑	Serie 98.0	
2: 10.3 ↑	7: 10.4 ↓		
3: 9.8 ↗	8: 10.3 →	Total 98.0	
4: 10.5 ↖	9: 10.0 ↑		
5: 9.5 ←	10: 10.1 ↗		

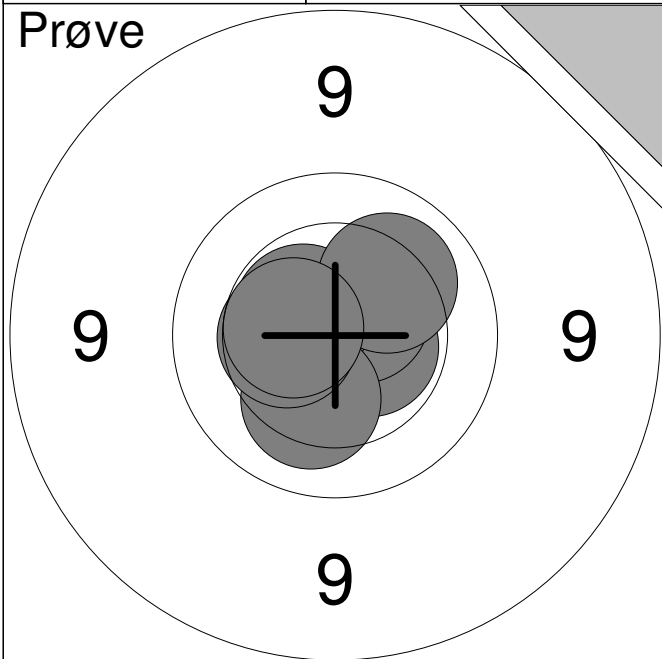
11: 10.0 →	16: 9.3 ←	Serie 98.0	
12: 10.2 ←	17: 10.0 →		
13: 10.3 ↖	18: 10.4 ↓	Total 196.0	
14: 10.3 ↓	19: 9.7 ↖		
15: 10.3 ↓	20: 10.4 ↖		

Hold
14Skive
3**Kasper Schultz**

Vester Hassing Skf.

MB1

Prøve

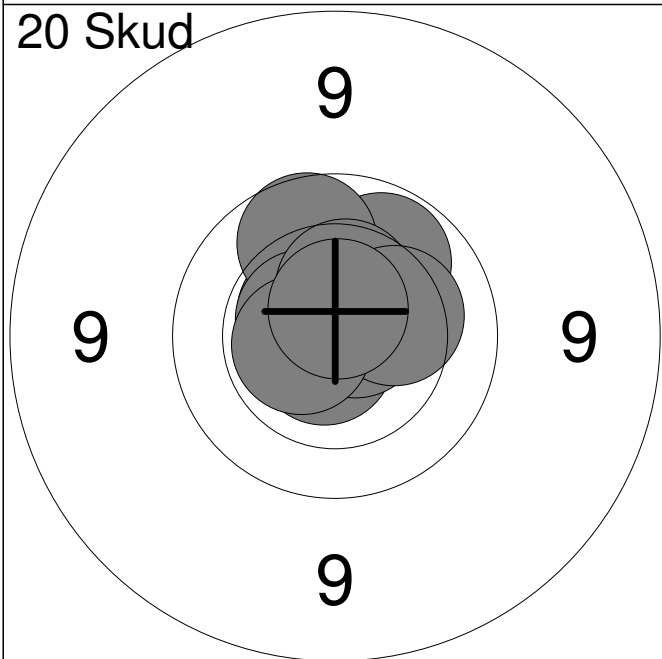


1:	*10.6	→
2:	*10.6	↗
3:	*10.5	↗
4:	10.2	↘
5:	10.4	←
6:	10.1	↗
7:	*10.5	←

Serie 70.0

Total 0.0

20 Skud

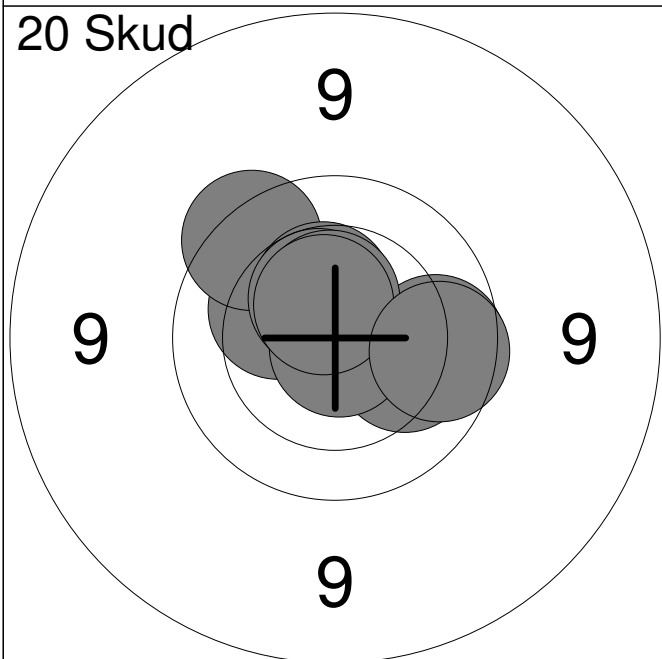


1:	10.0	↗
2:	*10.7	↘
3:	*10.7	↗
4:	*10.6	↗
5:	9.9	↑
6:	*10.6	↗
7:	10.4	↑
8:	10.3	→
9:	*10.6	←
10:	*10.7	↑

Serie 99.0

Total 99.0

20 Skud



11:	10.2	→
12:	10.3	↗
13:	9.7	↗
14:	10.4	↑
15:	9.9	→
16:	10.5	↗
17:	*10.5	↑
18:	*10.8	↘
19:	*10.6	↗
20:	9.9	→

Serie 97.0

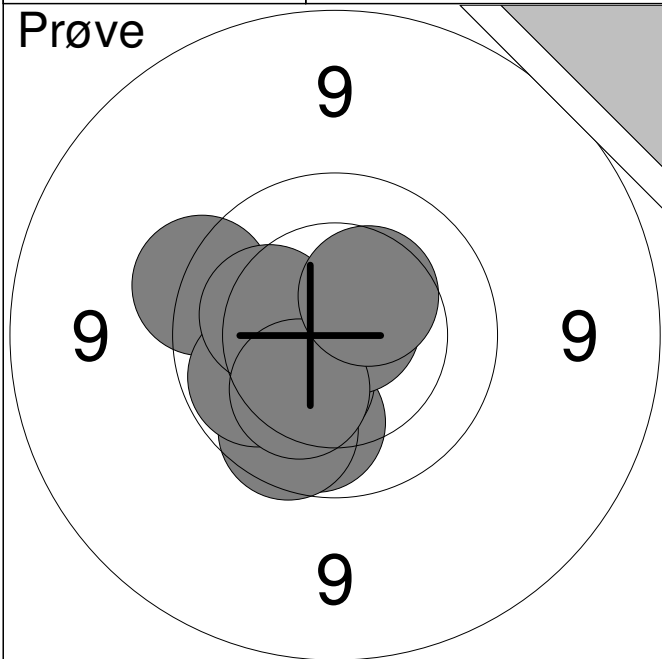
Total 196.0

Hold
14Skive
4**Magnus Dahl**

Vester Hassing Skf.

BK2

Prøve

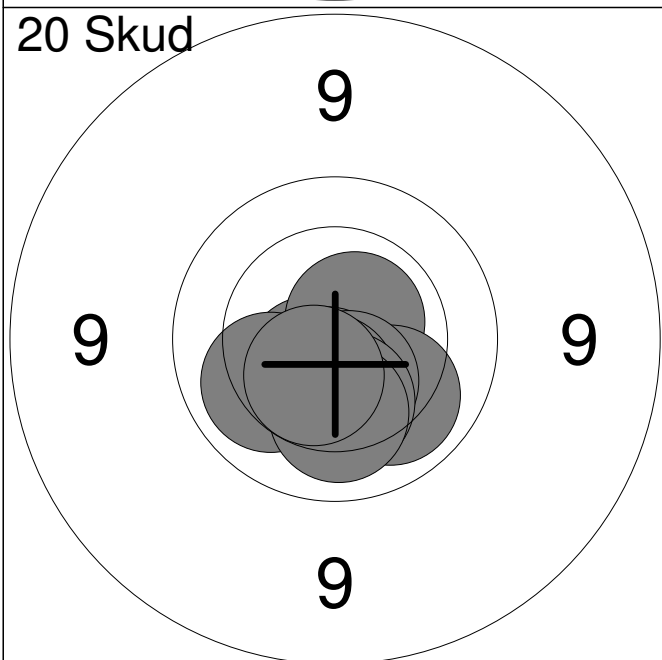


1:	9.6	↖
2:	10.0	↓
3:	9.9	↙
4:	10.0	↖
5:	10.4	↙
6:	*10.8	↗
7:	10.2	↖
8:	10.3	↙
9:	10.4	↗

Serie 88.0

Total 0.0

20 Skud

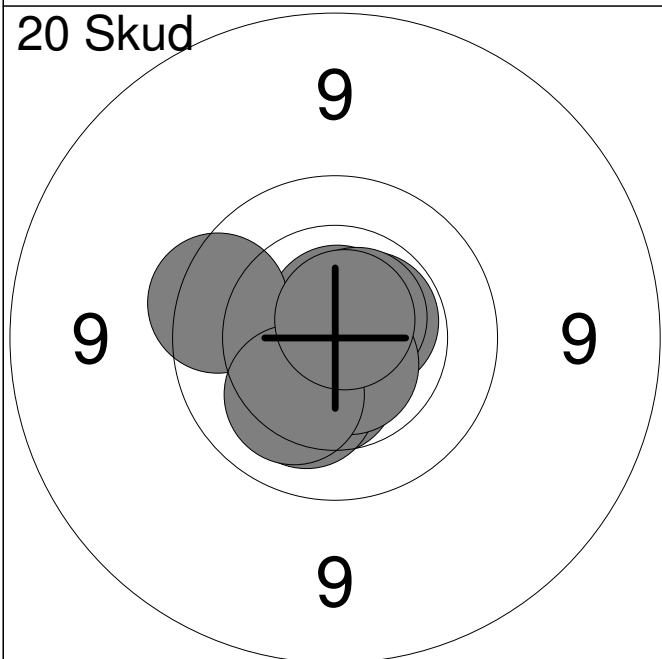


1:	*10.6	↙
2:	*10.7	↗
3:	10.1	↓
4:	*10.5	↙
5:	10.5	↓
6:	10.5	↓
7:	10.1	↖
8:	10.3	↓
9:	10.2	↓
10:	*10.5	↙

Serie 100.0

Total 100.0

20 Skud



11:	*10.6	↗
12:	10.4	↓
13:	*10.8	↗
14:	*10.7	↑
15:	10.2	↙
16:	*10.6	↗
17:	*10.6	↓
18:	9.8	↖
19:	10.2	↙
20:	*10.7	↗

Serie 99.0

Total 199.0

<p>Prøve</p>	<table style="width:100%; border-collapse: collapse;"> <tr><td style="width:10%;">1:</td><td style="width:10%;">9.9</td><td style="width:10%; text-align: right;">↙</td></tr> <tr><td>2:</td><td>*10.5</td><td style="text-align: right;">↙</td></tr> <tr><td>3:</td><td>*10.7</td><td style="text-align: right;">↓</td></tr> <tr><td>4:</td><td>10.4</td><td style="text-align: right;">↗</td></tr> <tr><td>5:</td><td>10.4</td><td style="text-align: right;">↖</td></tr> <tr><td>6:</td><td>*10.7</td><td style="text-align: right;">↘</td></tr> </table>	1:	9.9	↙	2:	*10.5	↙	3:	*10.7	↓	4:	10.4	↗	5:	10.4	↖	6:	*10.7	↘
1:	9.9	↙																	
2:	*10.5	↙																	
3:	*10.7	↓																	
4:	10.4	↗																	
5:	10.4	↖																	
6:	*10.7	↘																	
<table style="width:100%; border-collapse: collapse;"> <tr> <td style="width:90%;">Serie</td> <td style="width:10%; text-align: right;">59.0</td> </tr> <tr> <td>Total</td> <td style="text-align: right;">0.0</td> </tr> </table>		Serie	59.0	Total	0.0														
Serie	59.0																		
Total	0.0																		

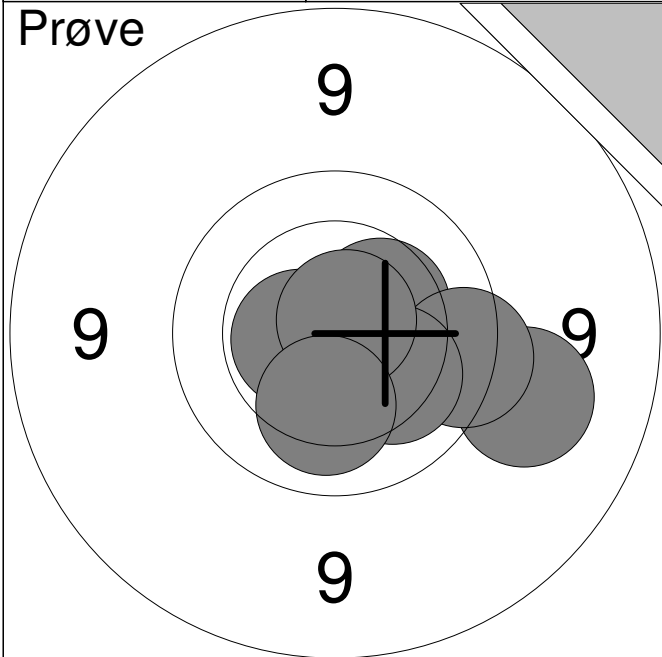
<p>20 Skud</p>	<table style="width:100%; border-collapse: collapse;"> <tr><td style="width:10%;">1:</td><td style="width:10%;">*10.6</td><td style="width:10%; text-align: right;">↑</td></tr> <tr><td>2:</td><td>*10.6</td><td style="text-align: right;">↗</td></tr> <tr><td>3:</td><td>*10.9</td><td style="text-align: right;">↓</td></tr> <tr><td>4:</td><td>*10.5</td><td style="text-align: right;">↖</td></tr> <tr><td>5:</td><td>10.0</td><td style="text-align: right;">↗</td></tr> <tr><td>6:</td><td>*10.7</td><td style="text-align: right;">↘</td></tr> <tr><td>7:</td><td>10.0</td><td style="text-align: right;">↗</td></tr> <tr><td>8:</td><td>10.0</td><td style="text-align: right;">→</td></tr> <tr><td>9:</td><td>9.4</td><td style="text-align: right;">↗</td></tr> <tr><td>10:</td><td>10.2</td><td style="text-align: right;">↗</td></tr> </table>	1:	*10.6	↑	2:	*10.6	↗	3:	*10.9	↓	4:	*10.5	↖	5:	10.0	↗	6:	*10.7	↘	7:	10.0	↗	8:	10.0	→	9:	9.4	↗	10:	10.2	↗
1:	*10.6	↑																													
2:	*10.6	↗																													
3:	*10.9	↓																													
4:	*10.5	↖																													
5:	10.0	↗																													
6:	*10.7	↘																													
7:	10.0	↗																													
8:	10.0	→																													
9:	9.4	↗																													
10:	10.2	↗																													
<table style="width:100%; border-collapse: collapse;"> <tr> <td style="width:90%;">Serie</td> <td style="width:10%; text-align: right;">99.0</td> </tr> <tr> <td>Total</td> <td style="text-align: right;">99.0</td> </tr> </table>		Serie	99.0	Total	99.0																										
Serie	99.0																														
Total	99.0																														

<p>20 Skud</p>	<table style="width:100%; border-collapse: collapse;"> <tr><td style="width:10%;">11:</td><td style="width:10%;">*10.7</td><td style="width:10%; text-align: right;">↗</td></tr> <tr><td>12:</td><td>*10.8</td><td style="text-align: right;">↖</td></tr> <tr><td>13:</td><td>*10.5</td><td style="text-align: right;">↓</td></tr> <tr><td>14:</td><td>*10.6</td><td style="text-align: right;">↖</td></tr> <tr><td>15:</td><td>*10.5</td><td style="text-align: right;">↗</td></tr> <tr><td>16:</td><td>*10.7</td><td style="text-align: right;">↓</td></tr> <tr><td>17:</td><td>*10.8</td><td style="text-align: right;">↓</td></tr> <tr><td>18:</td><td>*10.8</td><td style="text-align: right;">←</td></tr> <tr><td>19:</td><td>9.9</td><td style="text-align: right;">←</td></tr> <tr><td>20:</td><td>9.7</td><td style="text-align: right;">→</td></tr> </table>	11:	*10.7	↗	12:	*10.8	↖	13:	*10.5	↓	14:	*10.6	↖	15:	*10.5	↗	16:	*10.7	↓	17:	*10.8	↓	18:	*10.8	←	19:	9.9	←	20:	9.7	→
11:	*10.7	↗																													
12:	*10.8	↖																													
13:	*10.5	↓																													
14:	*10.6	↖																													
15:	*10.5	↗																													
16:	*10.7	↓																													
17:	*10.8	↓																													
18:	*10.8	←																													
19:	9.9	←																													
20:	9.7	→																													
<table style="width:100%; border-collapse: collapse;"> <tr> <td style="width:90%;">Serie</td> <td style="width:10%; text-align: right;">98.0</td> </tr> <tr> <td>Total</td> <td style="text-align: right;">197.0</td> </tr> </table>		Serie	98.0	Total	197.0																										
Serie	98.0																														
Total	197.0																														

Hold
14Skive
7**Jon Christoffersen**

Vilsted Skf.

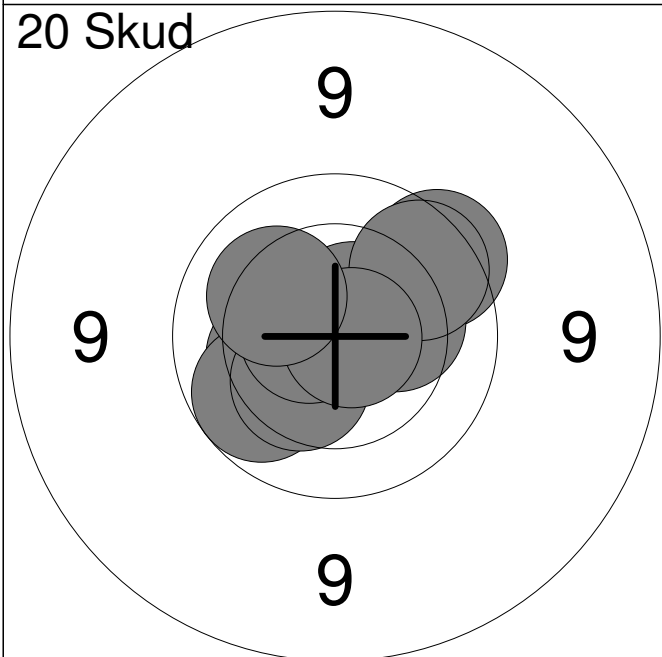
BK2

Prøve

1:	9.3	→
2:	*10.6	←
3:	10.4	↗
4:	9.7	→
5:	10.2	↘
6:	*10.8	↗
7:	10.2	↓

Serie 68.0

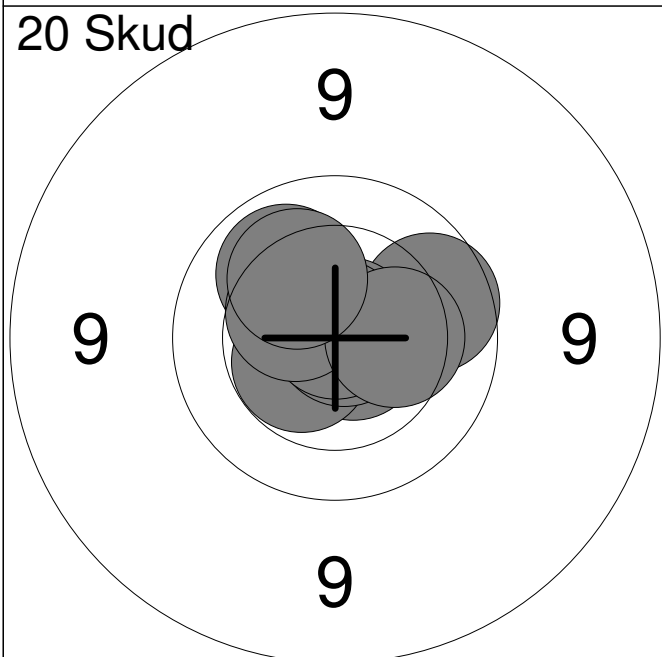
Total 0.0

20 Skud

1:	10.3	←
2:	10.0	↙
3:	10.3	↙
4:	9.7	↗
5:	10.3	→
6:	*10.6	↗
7:	9.9	↗
8:	*10.7	←
9:	*10.8	→
10:	10.2	↗

Serie 98.0

Total 98.0

20 Skud

11:	9.9	→
12:	*10.7	↘
13:	10.1	↗
14:	*10.8	↗
15:	*10.5	↙
16:	*10.8	→
17:	*10.9	↑
18:	10.4	↗
19:	10.3	→
20:	10.2	↗

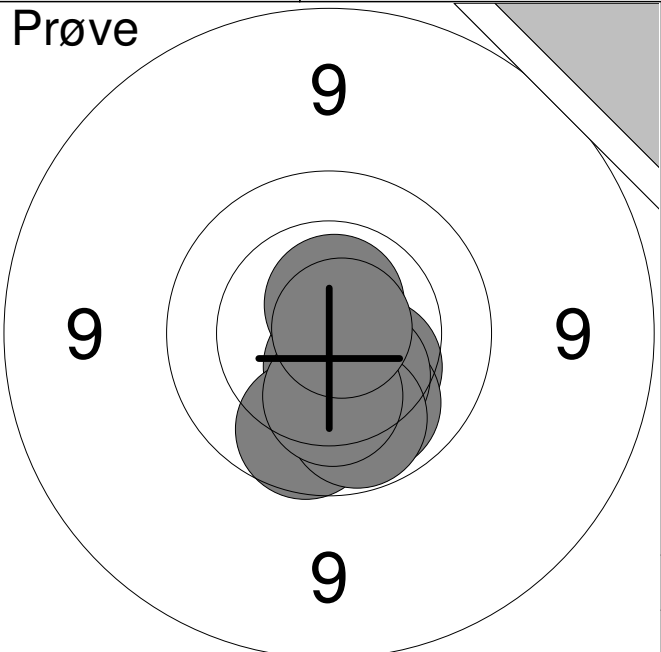
Serie 99.0

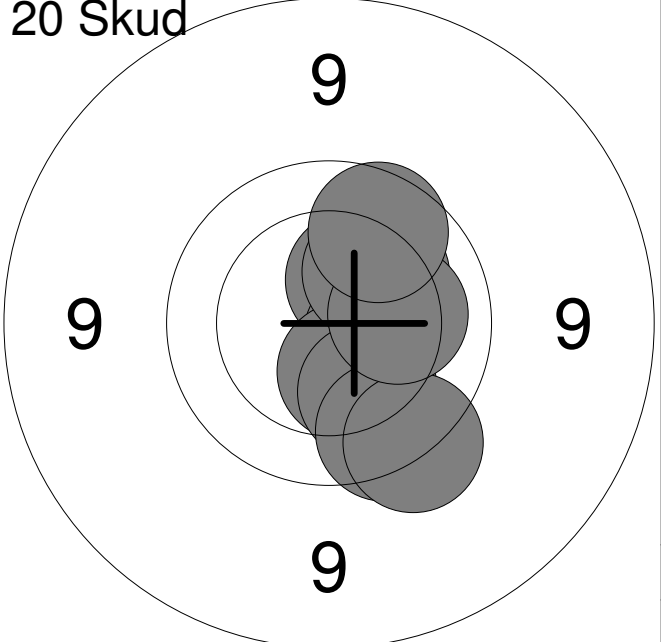
Total 197.0

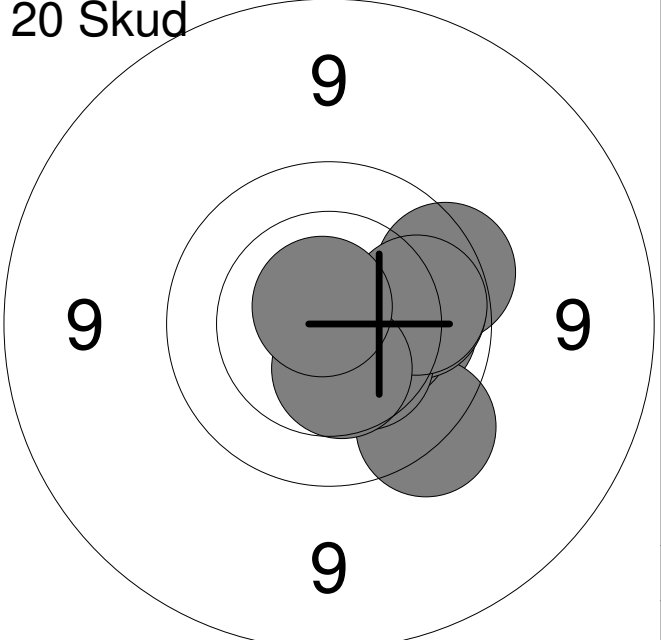
<p>Prøve</p>	<table style="width:100%; border-collapse: collapse;"> <tr><td style="width:10%;">1:</td><td style="width:15%;">9.8</td><td style="width:10%; text-align: right;">↗</td></tr> <tr><td>2:</td><td>9.1</td><td style="text-align: right;">↖</td></tr> <tr><td>3:</td><td>9.9</td><td style="text-align: right;">↗</td></tr> <tr><td>4:</td><td>9.8</td><td style="text-align: right;">↖</td></tr> <tr><td>5:</td><td>*10.5</td><td style="text-align: right;">↘</td></tr> <tr><td>6:</td><td>*10.6</td><td style="text-align: right;">→</td></tr> <tr><td>7:</td><td>9.6</td><td style="text-align: right;">→</td></tr> <tr><td>8:</td><td>10.4</td><td style="text-align: right;">↘</td></tr> </table> <table border="1" style="width:100%; border-collapse: collapse; margin-top: 5px;"> <tr> <td style="width:80%;">Serie</td> <td style="text-align: right;">75.0</td> </tr> <tr> <td>Total</td> <td style="text-align: right;">0.0</td> </tr> </table>	1:	9.8	↗	2:	9.1	↖	3:	9.9	↗	4:	9.8	↖	5:	*10.5	↘	6:	*10.6	→	7:	9.6	→	8:	10.4	↘	Serie	75.0	Total	0.0
1:	9.8	↗																											
2:	9.1	↖																											
3:	9.9	↗																											
4:	9.8	↖																											
5:	*10.5	↘																											
6:	*10.6	→																											
7:	9.6	→																											
8:	10.4	↘																											
Serie	75.0																												
Total	0.0																												

<p>20 Skud</p>	<table style="width:100%; border-collapse: collapse;"> <tr><td style="width:10%;">1:</td><td style="width:15%;">9.8</td><td style="width:10%; text-align: right;">→</td></tr> <tr><td>2:</td><td>9.7</td><td style="text-align: right;">↘</td></tr> <tr><td>3:</td><td>9.9</td><td style="text-align: right;">→</td></tr> <tr><td>4:</td><td>10.1</td><td style="text-align: right;">↖</td></tr> <tr><td>5:</td><td>9.9</td><td style="text-align: right;">↑</td></tr> <tr><td>6:</td><td>9.9</td><td style="text-align: right;">↑</td></tr> <tr><td>7:</td><td>10.5</td><td style="text-align: right;">↖</td></tr> <tr><td>8:</td><td>10.1</td><td style="text-align: right;">↗</td></tr> <tr><td>9:</td><td>9.9</td><td style="text-align: right;">→</td></tr> <tr><td>10:</td><td>9.5</td><td style="text-align: right;">↗</td></tr> </table> <table border="1" style="width:100%; border-collapse: collapse; margin-top: 5px;"> <tr> <td style="width:80%;">Serie</td> <td style="text-align: right;">93.0</td> </tr> <tr> <td>Total</td> <td style="text-align: right;">93.0</td> </tr> </table>	1:	9.8	→	2:	9.7	↘	3:	9.9	→	4:	10.1	↖	5:	9.9	↑	6:	9.9	↑	7:	10.5	↖	8:	10.1	↗	9:	9.9	→	10:	9.5	↗	Serie	93.0	Total	93.0
1:	9.8	→																																	
2:	9.7	↘																																	
3:	9.9	→																																	
4:	10.1	↖																																	
5:	9.9	↑																																	
6:	9.9	↑																																	
7:	10.5	↖																																	
8:	10.1	↗																																	
9:	9.9	→																																	
10:	9.5	↗																																	
Serie	93.0																																		
Total	93.0																																		

<p>20 Skud</p>	<table style="width:100%; border-collapse: collapse;"> <tr><td style="width:10%;">11:</td><td style="width:15%;">9.9</td><td style="width:10%; text-align: right;">↘</td></tr> <tr><td>12:</td><td>9.8</td><td style="text-align: right;">↘</td></tr> <tr><td>13:</td><td>10.3</td><td style="text-align: right;">↘</td></tr> <tr><td>14:</td><td>*10.7</td><td style="text-align: right;">↖</td></tr> <tr><td>15:</td><td>9.6</td><td style="text-align: right;">→</td></tr> <tr><td>16:</td><td>9.5</td><td style="text-align: right;">↘</td></tr> <tr><td>17:</td><td>9.3</td><td style="text-align: right;">↗</td></tr> <tr><td>18:</td><td>10.0</td><td style="text-align: right;">↗</td></tr> <tr><td>19:</td><td>9.7</td><td style="text-align: right;">→</td></tr> <tr><td>20:</td><td>9.9</td><td style="text-align: right;">↗</td></tr> </table> <table border="1" style="width:100%; border-collapse: collapse; margin-top: 5px;"> <tr> <td style="width:80%;">Serie</td> <td style="text-align: right;">93.0</td> </tr> <tr> <td>Total</td> <td style="text-align: right;">186.0</td> </tr> </table>	11:	9.9	↘	12:	9.8	↘	13:	10.3	↘	14:	*10.7	↖	15:	9.6	→	16:	9.5	↘	17:	9.3	↗	18:	10.0	↗	19:	9.7	→	20:	9.9	↗	Serie	93.0	Total	186.0
11:	9.9	↘																																	
12:	9.8	↘																																	
13:	10.3	↘																																	
14:	*10.7	↖																																	
15:	9.6	→																																	
16:	9.5	↘																																	
17:	9.3	↗																																	
18:	10.0	↗																																	
19:	9.7	→																																	
20:	9.9	↗																																	
Serie	93.0																																		
Total	186.0																																		

<p>Prøve</p> 	<table style="width:100%; border-collapse: collapse;"> <tr><td style="text-align: right;">1:</td><td style="text-align: right;">10.4</td><td style="text-align: right;">↘</td></tr> <tr><td style="text-align: right;">2:</td><td style="text-align: right;">*10.6</td><td style="text-align: right;">↘</td></tr> <tr><td style="text-align: right;">3:</td><td style="text-align: right;">10.1</td><td style="text-align: right;">↘</td></tr> <tr><td style="text-align: right;">4:</td><td style="text-align: right;">10.4</td><td style="text-align: right;">↘</td></tr> <tr><td style="text-align: right;">5:</td><td style="text-align: right;">*10.6</td><td style="text-align: right;">↑</td></tr> <tr><td style="text-align: right;">6:</td><td style="text-align: right;">10.1</td><td style="text-align: right;">↘</td></tr> <tr><td style="text-align: right;">7:</td><td style="text-align: right;">9.9</td><td style="text-align: right;">↘</td></tr> <tr><td style="text-align: right;">8:</td><td style="text-align: right;">10.0</td><td style="text-align: right;">↘</td></tr> <tr><td style="text-align: right;">9:</td><td style="text-align: right;">10.3</td><td style="text-align: right;">↘</td></tr> <tr><td style="text-align: right;">10:</td><td style="text-align: right;">*10.8</td><td style="text-align: right;">→</td></tr> <tr><td colspan="2">Serie</td><td style="text-align: right;">99.0</td></tr> <tr><td colspan="2">Total</td><td style="text-align: right;">0.0</td></tr> </table>	1:	10.4	↘	2:	*10.6	↘	3:	10.1	↘	4:	10.4	↘	5:	*10.6	↑	6:	10.1	↘	7:	9.9	↘	8:	10.0	↘	9:	10.3	↘	10:	*10.8	→	Serie		99.0	Total		0.0
1:	10.4	↘																																			
2:	*10.6	↘																																			
3:	10.1	↘																																			
4:	10.4	↘																																			
5:	*10.6	↑																																			
6:	10.1	↘																																			
7:	9.9	↘																																			
8:	10.0	↘																																			
9:	10.3	↘																																			
10:	*10.8	→																																			
Serie		99.0																																			
Total		0.0																																			

<p>20 Skud</p> 	<table style="width:100%; border-collapse: collapse;"> <tr><td style="text-align: right;">1:</td><td style="text-align: right;">10.4</td><td style="text-align: right;">↗</td></tr> <tr><td style="text-align: right;">2:</td><td style="text-align: right;">10.2</td><td style="text-align: right;">↗</td></tr> <tr><td style="text-align: right;">3:</td><td style="text-align: right;">10.4</td><td style="text-align: right;">→</td></tr> <tr><td style="text-align: right;">4:</td><td style="text-align: right;">10.4</td><td style="text-align: right;">↘</td></tr> <tr><td style="text-align: right;">5:</td><td style="text-align: right;">10.1</td><td style="text-align: right;">↘</td></tr> <tr><td style="text-align: right;">6:</td><td style="text-align: right;">10.2</td><td style="text-align: right;">↗</td></tr> <tr><td style="text-align: right;">7:</td><td style="text-align: right;">9.8</td><td style="text-align: right;">↘</td></tr> <tr><td style="text-align: right;">8:</td><td style="text-align: right;">9.6</td><td style="text-align: right;">↘</td></tr> <tr><td style="text-align: right;">9:</td><td style="text-align: right;">10.2</td><td style="text-align: right;">→</td></tr> <tr><td style="text-align: right;">10:</td><td style="text-align: right;">9.9</td><td style="text-align: right;">↗</td></tr> <tr><td colspan="2">Serie</td><td style="text-align: right;">97.0</td></tr> <tr><td colspan="2">Total</td><td style="text-align: right;">97.0</td></tr> </table>	1:	10.4	↗	2:	10.2	↗	3:	10.4	→	4:	10.4	↘	5:	10.1	↘	6:	10.2	↗	7:	9.8	↘	8:	9.6	↘	9:	10.2	→	10:	9.9	↗	Serie		97.0	Total		97.0
1:	10.4	↗																																			
2:	10.2	↗																																			
3:	10.4	→																																			
4:	10.4	↘																																			
5:	10.1	↘																																			
6:	10.2	↗																																			
7:	9.8	↘																																			
8:	9.6	↘																																			
9:	10.2	→																																			
10:	9.9	↗																																			
Serie		97.0																																			
Total		97.0																																			

<p>20 Skud</p> 	<table style="width:100%; border-collapse: collapse;"> <tr><td style="text-align: right;">11:</td><td style="text-align: right;">9.7</td><td style="text-align: right;">↗</td></tr> <tr><td style="text-align: right;">12:</td><td style="text-align: right;">10.1</td><td style="text-align: right;">→</td></tr> <tr><td style="text-align: right;">13:</td><td style="text-align: right;">9.6</td><td style="text-align: right;">↘</td></tr> <tr><td style="text-align: right;">14:</td><td style="text-align: right;">10.4</td><td style="text-align: right;">→</td></tr> <tr><td style="text-align: right;">15:</td><td style="text-align: right;">10.0</td><td style="text-align: right;">→</td></tr> <tr><td style="text-align: right;">16:</td><td style="text-align: right;">10.5</td><td style="text-align: right;">↘</td></tr> <tr><td style="text-align: right;">17:</td><td style="text-align: right;">10.4</td><td style="text-align: right;">↘</td></tr> <tr><td style="text-align: right;">18:</td><td style="text-align: right;">10.0</td><td style="text-align: right;">→</td></tr> <tr><td style="text-align: right;">19:</td><td style="text-align: right;">10.4</td><td style="text-align: right;">↘</td></tr> <tr><td style="text-align: right;">20:</td><td style="text-align: right;">*10.8</td><td style="text-align: right;">↗</td></tr> <tr><td colspan="2">Serie</td><td style="text-align: right;">98.0</td></tr> <tr><td colspan="2">Total</td><td style="text-align: right;">195.0</td></tr> </table>	11:	9.7	↗	12:	10.1	→	13:	9.6	↘	14:	10.4	→	15:	10.0	→	16:	10.5	↘	17:	10.4	↘	18:	10.0	→	19:	10.4	↘	20:	*10.8	↗	Serie		98.0	Total		195.0
11:	9.7	↗																																			
12:	10.1	→																																			
13:	9.6	↘																																			
14:	10.4	→																																			
15:	10.0	→																																			
16:	10.5	↘																																			
17:	10.4	↘																																			
18:	10.0	→																																			
19:	10.4	↘																																			
20:	*10.8	↗																																			
Serie		98.0																																			
Total		195.0																																			

Hold
14

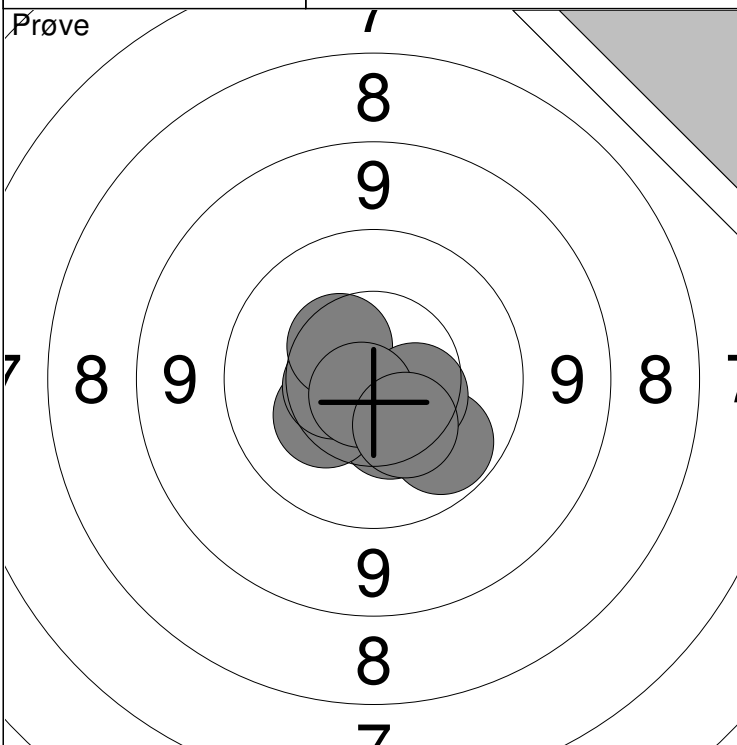
Skive
10

Mathias Christensen

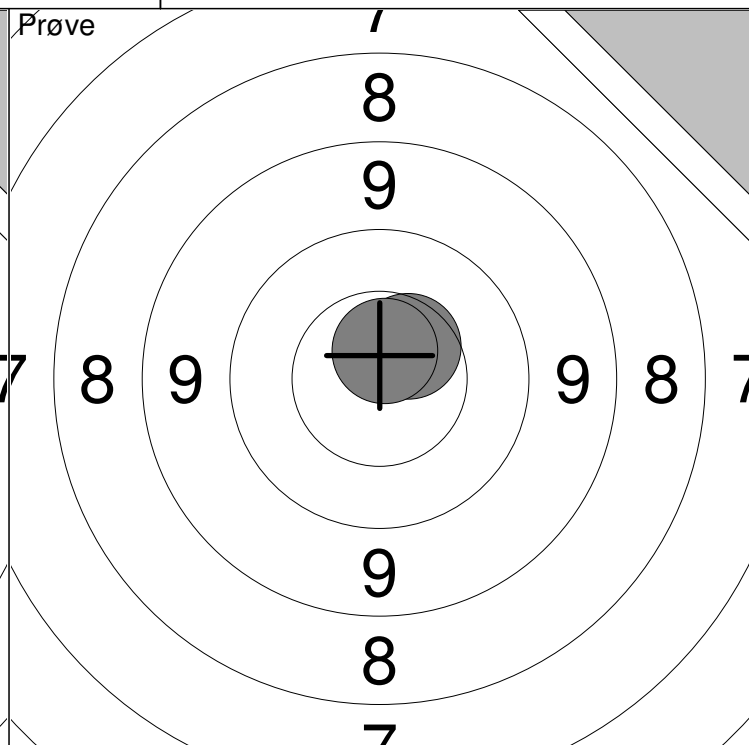
Vilsted Skf.

MB1

Prøve



Prøve



1: 10.5 ↘
 2: 10.4 ↘
 3: 10.0 ↘
 4: 10.5 ↙
 5: 10.3 ↙

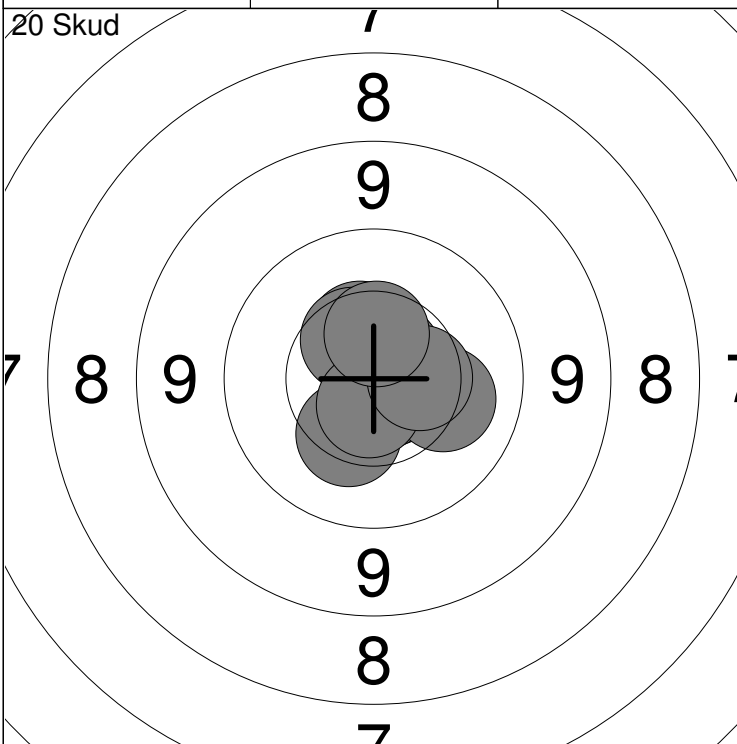
6: 10.5 ←
 7: 10.5 ↗
 8: 10.5 →
 9: *10.7 ↘
 10: 10.4 ↘

Serie 100.0
 Total 0.0

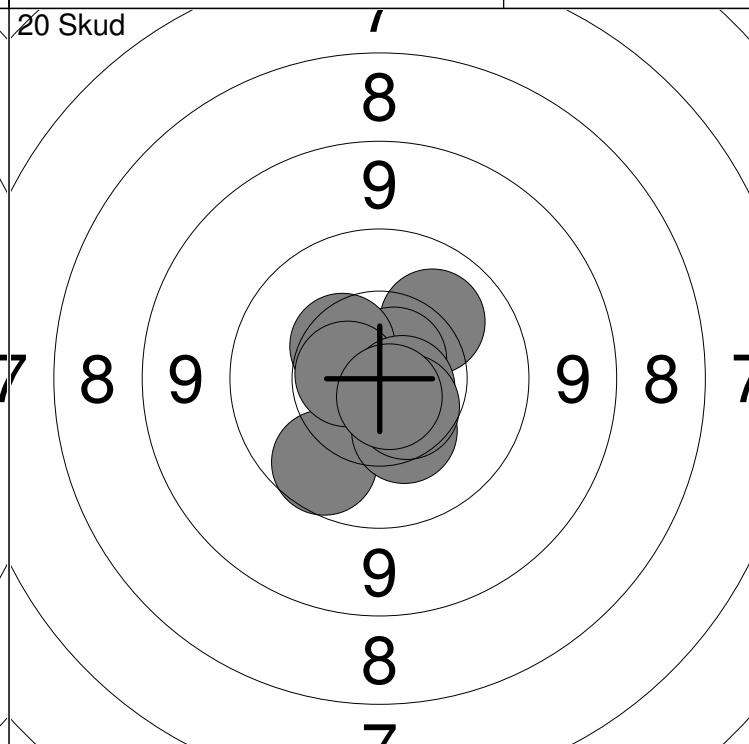
11: 10.5 ↗
 12: *10.7 ↑

Serie 20.0
 Total 0.0

20 Skud



20 Skud



1: 10.5 ↗
 2: *10.7 ↗
 3: *10.7 ↘
 4: *10.7 ↘
 5: 10.5 ↗

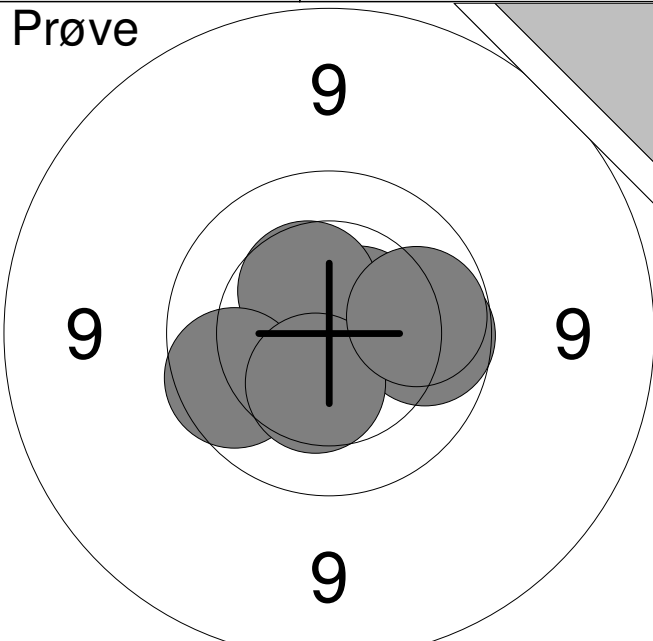
6: 10.3 ↘
 7: 10.2 →
 8: *10.7 ↘
 9: 10.5 →
 10: 10.5 ↑

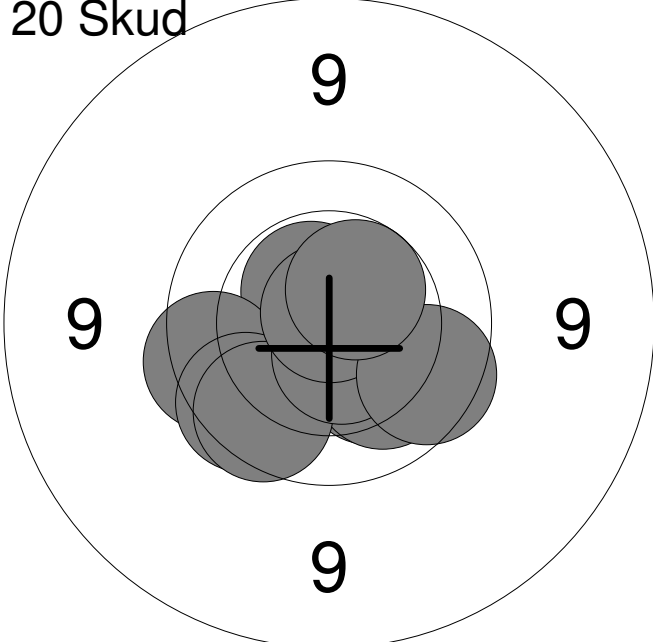
Serie 100.0
 Total 100.0

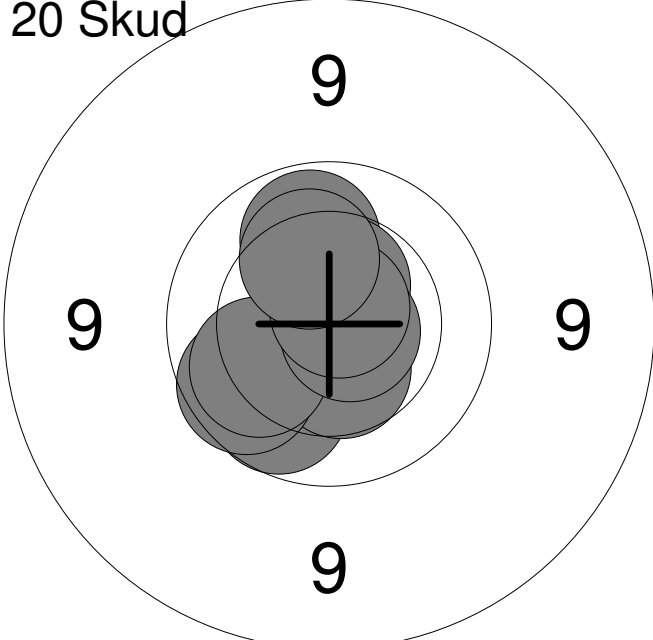
11: 10.2 ↗
 12: *10.9 ↗
 13: *10.7 ↗
 14: 9.9 ↘
 15: 10.4 ↙

16: *10.6 ←
 17: *10.7 ↘
 18: 10.4 ↘
 19: 10.5 ↘
 20: *10.7 ↘

Serie 99.0
 Total 199.0

<p>Prøve</p> 	<table style="width:100%; border-collapse: collapse;"> <tr><td style="width:10%;">1:</td><td style="width:15%;">9.9</td><td style="width:10%; text-align: right;">→</td></tr> <tr><td>2:</td><td>*10.6</td><td style="text-align: right;">↗</td></tr> <tr><td>3:</td><td>10.4</td><td style="text-align: right;">↑</td></tr> <tr><td>4:</td><td>9.9</td><td style="text-align: right;">↖</td></tr> <tr><td>5:</td><td>10.4</td><td style="text-align: right;">↓</td></tr> <tr><td>6:</td><td>10.0</td><td style="text-align: right;">→</td></tr> </table> <table border="1" style="width:100%; border-collapse: collapse; margin-top: 5px;"> <tr> <td style="width:80%;">Serie</td> <td style="text-align: right;">58.0</td> </tr> <tr> <td>Total</td> <td style="text-align: right;">0.0</td> </tr> </table>	1:	9.9	→	2:	*10.6	↗	3:	10.4	↑	4:	9.9	↖	5:	10.4	↓	6:	10.0	→	Serie	58.0	Total	0.0
1:	9.9	→																					
2:	*10.6	↗																					
3:	10.4	↑																					
4:	9.9	↖																					
5:	10.4	↓																					
6:	10.0	→																					
Serie	58.0																						
Total	0.0																						

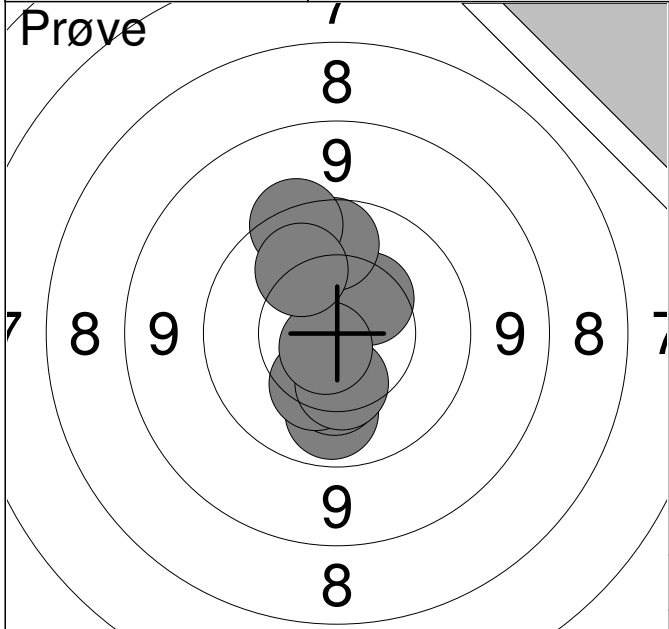
<p>20 Skud</p> 	<table style="width:100%; border-collapse: collapse;"> <tr><td style="width:10%;">1:</td><td style="width:15%;">10.2</td><td style="width:10%; text-align: right;">↓</td></tr> <tr><td>2:</td><td>10.1</td><td style="text-align: right;">↓</td></tr> <tr><td>3:</td><td>*10.6</td><td style="text-align: right;">↗</td></tr> <tr><td>4:</td><td>9.8</td><td style="text-align: right;">↖</td></tr> <tr><td>5:</td><td>9.8</td><td style="text-align: right;">↖</td></tr> <tr><td>6:</td><td>9.8</td><td style="text-align: right;">↖</td></tr> <tr><td>7:</td><td>*10.6</td><td style="text-align: right;">↓</td></tr> <tr><td>8:</td><td>*10.8</td><td style="text-align: right;">↑</td></tr> <tr><td>9:</td><td>9.8</td><td style="text-align: right;">↘</td></tr> <tr><td>10:</td><td>*10.5</td><td style="text-align: right;">↗</td></tr> </table> <table border="1" style="width:100%; border-collapse: collapse; margin-top: 5px;"> <tr> <td style="width:80%;">Serie</td> <td style="text-align: right;">96.0</td> </tr> <tr> <td>Total</td> <td style="text-align: right;">96.0</td> </tr> </table>	1:	10.2	↓	2:	10.1	↓	3:	*10.6	↗	4:	9.8	↖	5:	9.8	↖	6:	9.8	↖	7:	*10.6	↓	8:	*10.8	↑	9:	9.8	↘	10:	*10.5	↗	Serie	96.0	Total	96.0
1:	10.2	↓																																	
2:	10.1	↓																																	
3:	*10.6	↗																																	
4:	9.8	↖																																	
5:	9.8	↖																																	
6:	9.8	↖																																	
7:	*10.6	↓																																	
8:	*10.8	↑																																	
9:	9.8	↘																																	
10:	*10.5	↗																																	
Serie	96.0																																		
Total	96.0																																		

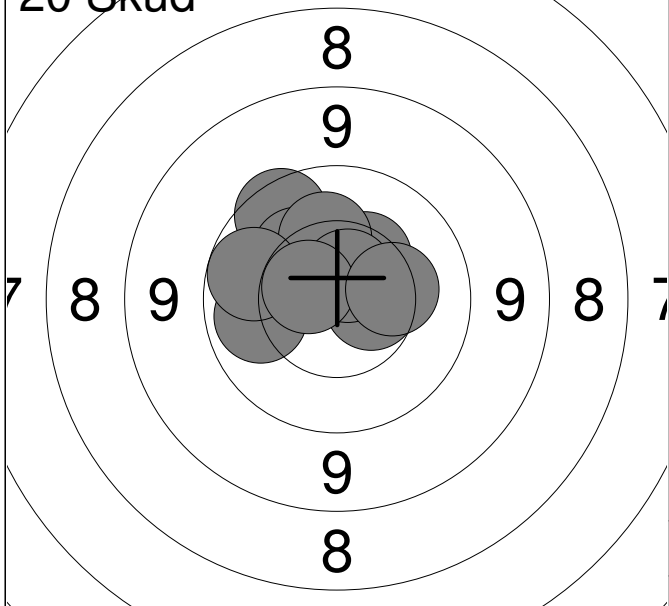
<p>20 Skud</p> 	<table style="width:100%; border-collapse: collapse;"> <tr><td style="width:10%;">11:</td><td style="width:15%;">10.0</td><td style="width:10%; text-align: right;">↑</td></tr> <tr><td>12:</td><td>*10.6</td><td style="text-align: right;">↑</td></tr> <tr><td>13:</td><td>*10.5</td><td style="text-align: right;">↑</td></tr> <tr><td>14:</td><td>9.9</td><td style="text-align: right;">↖</td></tr> <tr><td>15:</td><td>10.4</td><td style="text-align: right;">↓</td></tr> <tr><td>16:</td><td>9.9</td><td style="text-align: right;">↖</td></tr> <tr><td>17:</td><td>10.1</td><td style="text-align: right;">↖</td></tr> <tr><td>18:</td><td>*10.7</td><td style="text-align: right;">↘</td></tr> <tr><td>19:</td><td>*10.7</td><td style="text-align: right;">↗</td></tr> <tr><td>20:</td><td>10.2</td><td style="text-align: right;">↑</td></tr> </table> <table border="1" style="width:100%; border-collapse: collapse; margin-top: 5px;"> <tr> <td style="width:80%;">Serie</td> <td style="text-align: right;">98.0</td> </tr> <tr> <td>Total</td> <td style="text-align: right;">194.0</td> </tr> </table>	11:	10.0	↑	12:	*10.6	↑	13:	*10.5	↑	14:	9.9	↖	15:	10.4	↓	16:	9.9	↖	17:	10.1	↖	18:	*10.7	↘	19:	*10.7	↗	20:	10.2	↑	Serie	98.0	Total	194.0
11:	10.0	↑																																	
12:	*10.6	↑																																	
13:	*10.5	↑																																	
14:	9.9	↖																																	
15:	10.4	↓																																	
16:	9.9	↖																																	
17:	10.1	↖																																	
18:	*10.7	↘																																	
19:	*10.7	↗																																	
20:	10.2	↑																																	
Serie	98.0																																		
Total	194.0																																		

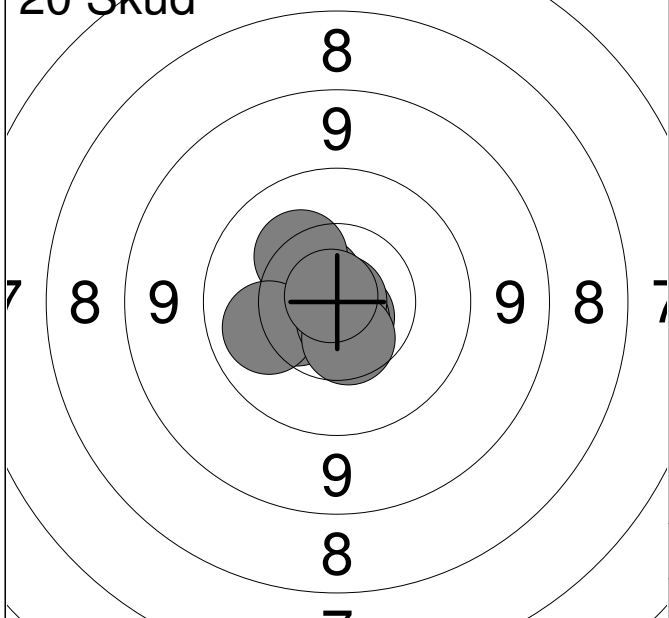
<p>Prøve</p>	<table style="width:100%; border-collapse: collapse;"> <tr><td style="width:10%;">1:</td><td style="width:10%;">*10.8</td><td style="width:10%; text-align: right;">↙</td></tr> <tr><td>2:</td><td>10.3</td><td style="text-align: right;">↘</td></tr> <tr><td>3:</td><td>10.5</td><td style="text-align: right;">↗</td></tr> </table>	1:	*10.8	↙	2:	10.3	↘	3:	10.5	↗
1:	*10.8	↙								
2:	10.3	↘								
3:	10.5	↗								
<table style="width:100%; border-collapse: collapse;"> <tr> <td style="width:45%;">Serie</td> <td style="width:55%; text-align: right;">30.0</td> </tr> <tr> <td>Total</td> <td style="text-align: right;">0.0</td> </tr> </table>		Serie	30.0	Total	0.0					
Serie	30.0									
Total	0.0									

<p>20 Skud</p>	<table style="width:100%; border-collapse: collapse;"> <tr><td style="width:10%;">1:</td><td style="width:10%;">*10.6</td><td style="width:10%; text-align: right;">←</td></tr> <tr><td>2:</td><td>*10.7</td><td style="text-align: right;">↑</td></tr> <tr><td>3:</td><td>10.2</td><td style="text-align: right;">↘</td></tr> <tr><td>4:</td><td>10.6</td><td style="text-align: right;">←</td></tr> <tr><td>5:</td><td>*10.7</td><td style="text-align: right;">↘</td></tr> <tr><td>6:</td><td>10.3</td><td style="text-align: right;">↘</td></tr> <tr><td>7:</td><td>10.2</td><td style="text-align: right;">↘</td></tr> <tr><td>8:</td><td>10.6</td><td style="text-align: right;">↗</td></tr> <tr><td>9:</td><td>10.4</td><td style="text-align: right;">←</td></tr> <tr><td>10:</td><td>10.4</td><td style="text-align: right;">↑</td></tr> </table>	1:	*10.6	←	2:	*10.7	↑	3:	10.2	↘	4:	10.6	←	5:	*10.7	↘	6:	10.3	↘	7:	10.2	↘	8:	10.6	↗	9:	10.4	←	10:	10.4	↑
1:	*10.6	←																													
2:	*10.7	↑																													
3:	10.2	↘																													
4:	10.6	←																													
5:	*10.7	↘																													
6:	10.3	↘																													
7:	10.2	↘																													
8:	10.6	↗																													
9:	10.4	←																													
10:	10.4	↑																													
<table style="width:100%; border-collapse: collapse;"> <tr> <td style="width:45%;">Serie</td> <td style="width:55%; text-align: right;">100.0</td> </tr> <tr> <td>Total</td> <td style="text-align: right;">100.0</td> </tr> </table>		Serie	100.0	Total	100.0																										
Serie	100.0																														
Total	100.0																														

<p>20 Skud</p>	<table style="width:100%; border-collapse: collapse;"> <tr><td style="width:10%;">11:</td><td style="width:10%;">10.5</td><td style="width:10%; text-align: right;">←</td></tr> <tr><td>12:</td><td>10.1</td><td style="text-align: right;">↙</td></tr> <tr><td>13:</td><td>*10.9</td><td style="text-align: right;">↗</td></tr> <tr><td>14:</td><td>*10.8</td><td style="text-align: right;">↘</td></tr> <tr><td>15:</td><td>10.4</td><td style="text-align: right;">↗</td></tr> <tr><td>16:</td><td>10.4</td><td style="text-align: right;">↗</td></tr> <tr><td>17:</td><td>10.5</td><td style="text-align: right;">↘</td></tr> <tr><td>18:</td><td>10.4</td><td style="text-align: right;">↘</td></tr> <tr><td>19:</td><td>10.3</td><td style="text-align: right;">↙</td></tr> <tr><td>20:</td><td>*10.7</td><td style="text-align: right;">↗</td></tr> </table>	11:	10.5	←	12:	10.1	↙	13:	*10.9	↗	14:	*10.8	↘	15:	10.4	↗	16:	10.4	↗	17:	10.5	↘	18:	10.4	↘	19:	10.3	↙	20:	*10.7	↗
11:	10.5	←																													
12:	10.1	↙																													
13:	*10.9	↗																													
14:	*10.8	↘																													
15:	10.4	↗																													
16:	10.4	↗																													
17:	10.5	↘																													
18:	10.4	↘																													
19:	10.3	↙																													
20:	*10.7	↗																													
<table style="width:100%; border-collapse: collapse;"> <tr> <td style="width:45%;">Serie</td> <td style="width:55%; text-align: right;">100.0</td> </tr> <tr> <td>Total</td> <td style="text-align: right;">200.0</td> </tr> </table>		Serie	100.0	Total	200.0																										
Serie	100.0																														
Total	200.0																														

Prøve 	<table border="1" style="width:100%; border-collapse: collapse;"> <tr><td>1:</td><td>10.0</td><td style="text-align: right;">↓</td></tr> <tr><td>2:</td><td>10.3</td><td style="text-align: right;">↓</td></tr> <tr><td>3:</td><td>10.0</td><td style="text-align: right;">↑</td></tr> <tr><td>4:</td><td>10.3</td><td style="text-align: right;">↓</td></tr> <tr><td>5:</td><td>10.4</td><td style="text-align: right;">↓</td></tr> <tr><td>6:</td><td>10.4</td><td style="text-align: right;">↗</td></tr> <tr><td>7:</td><td>9.9</td><td style="text-align: right;">↑</td></tr> <tr><td>8:</td><td>9.6</td><td style="text-align: right;">↑</td></tr> <tr><td>9:</td><td>*10.7</td><td style="text-align: right;">↙</td></tr> <tr><td>10:</td><td>10.1</td><td style="text-align: right;">↑</td></tr> <tr><td colspan="2">Serie</td><td style="text-align: right;">98.0</td></tr> <tr><td colspan="2">Total</td><td style="text-align: right;">0.0</td></tr> </table>	1:	10.0	↓	2:	10.3	↓	3:	10.0	↑	4:	10.3	↓	5:	10.4	↓	6:	10.4	↗	7:	9.9	↑	8:	9.6	↑	9:	*10.7	↙	10:	10.1	↑	Serie		98.0	Total		0.0
1:	10.0	↓																																			
2:	10.3	↓																																			
3:	10.0	↑																																			
4:	10.3	↓																																			
5:	10.4	↓																																			
6:	10.4	↗																																			
7:	9.9	↑																																			
8:	9.6	↑																																			
9:	*10.7	↙																																			
10:	10.1	↑																																			
Serie		98.0																																			
Total		0.0																																			

20 Skud 	<table border="1" style="width:100%; border-collapse: collapse;"> <tr><td>1:</td><td>9.8</td><td style="text-align: right;">↗</td></tr> <tr><td>2:</td><td>10.6</td><td style="text-align: right;">→</td></tr> <tr><td>3:</td><td>10.4</td><td style="text-align: right;">↗</td></tr> <tr><td>4:</td><td>10.3</td><td style="text-align: right;">↗</td></tr> <tr><td>5:</td><td>10.2</td><td style="text-align: right;">↑</td></tr> <tr><td>6:</td><td>10.0</td><td style="text-align: right;">←</td></tr> <tr><td>7:</td><td>9.9</td><td style="text-align: right;">↗</td></tr> <tr><td>8:</td><td>*10.7</td><td style="text-align: right;">↗</td></tr> <tr><td>9:</td><td>*10.6</td><td style="text-align: right;">↗</td></tr> <tr><td>10:</td><td>10.3</td><td style="text-align: right;">→</td></tr> <tr><td colspan="2">Serie</td><td style="text-align: right;">98.0</td></tr> <tr><td colspan="2">Total</td><td style="text-align: right;">98.0</td></tr> </table>	1:	9.8	↗	2:	10.6	→	3:	10.4	↗	4:	10.3	↗	5:	10.2	↑	6:	10.0	←	7:	9.9	↗	8:	*10.7	↗	9:	*10.6	↗	10:	10.3	→	Serie		98.0	Total		98.0
1:	9.8	↗																																			
2:	10.6	→																																			
3:	10.4	↗																																			
4:	10.3	↗																																			
5:	10.2	↑																																			
6:	10.0	←																																			
7:	9.9	↗																																			
8:	*10.7	↗																																			
9:	*10.6	↗																																			
10:	10.3	→																																			
Serie		98.0																																			
Total		98.0																																			

20 Skud 	<table border="1" style="width:100%; border-collapse: collapse;"> <tr><td>11:</td><td>*10.7</td><td style="text-align: right;">↓</td></tr> <tr><td>12:</td><td>10.6</td><td style="text-align: right;">↗</td></tr> <tr><td>13:</td><td>10.4</td><td style="text-align: right;">←</td></tr> <tr><td>14:</td><td>*10.6</td><td style="text-align: right;">↗</td></tr> <tr><td>15:</td><td>10.3</td><td style="text-align: right;">↗</td></tr> <tr><td>16:</td><td>10.1</td><td style="text-align: right;">←</td></tr> <tr><td>17:</td><td>*10.7</td><td style="text-align: right;">↓</td></tr> <tr><td>18:</td><td>*10.9</td><td style="text-align: right;">→</td></tr> <tr><td>19:</td><td>10.5</td><td style="text-align: right;">↓</td></tr> <tr><td>20:</td><td>*10.8</td><td style="text-align: right;">↗</td></tr> <tr><td colspan="2">Serie</td><td style="text-align: right;">100.0</td></tr> <tr><td colspan="2">Total</td><td style="text-align: right;">198.0</td></tr> </table>	11:	*10.7	↓	12:	10.6	↗	13:	10.4	←	14:	*10.6	↗	15:	10.3	↗	16:	10.1	←	17:	*10.7	↓	18:	*10.9	→	19:	10.5	↓	20:	*10.8	↗	Serie		100.0	Total		198.0
11:	*10.7	↓																																			
12:	10.6	↗																																			
13:	10.4	←																																			
14:	*10.6	↗																																			
15:	10.3	↗																																			
16:	10.1	←																																			
17:	*10.7	↓																																			
18:	*10.9	→																																			
19:	10.5	↓																																			
20:	*10.8	↗																																			
Serie		100.0																																			
Total		198.0																																			

Hold
15

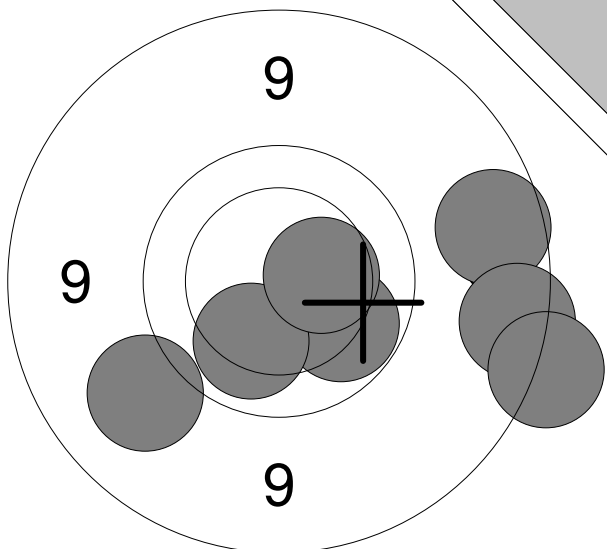
Skive
2

Jacob Schultz

Vester Hassing Skf.

MB4

Prøve

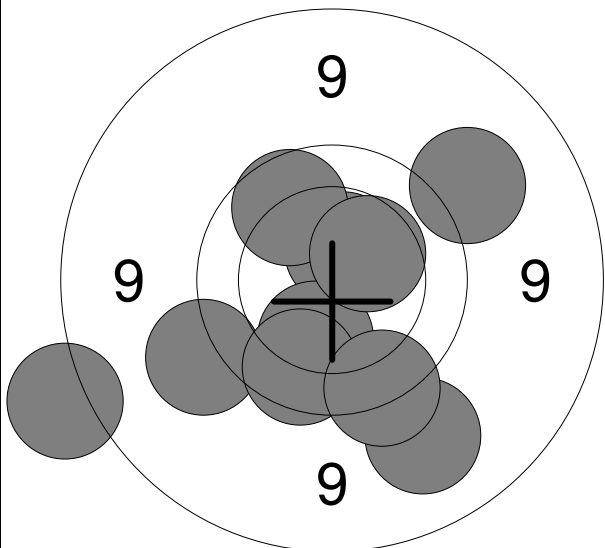


1:	10.0	↘
2:	8.9	→
3:	8.8	→
4:	8.6	↘
5:	10.1	↘
6:	9.2	↙
7:	10.4	→

Serie 63.0

Total 0.0

20 Skud

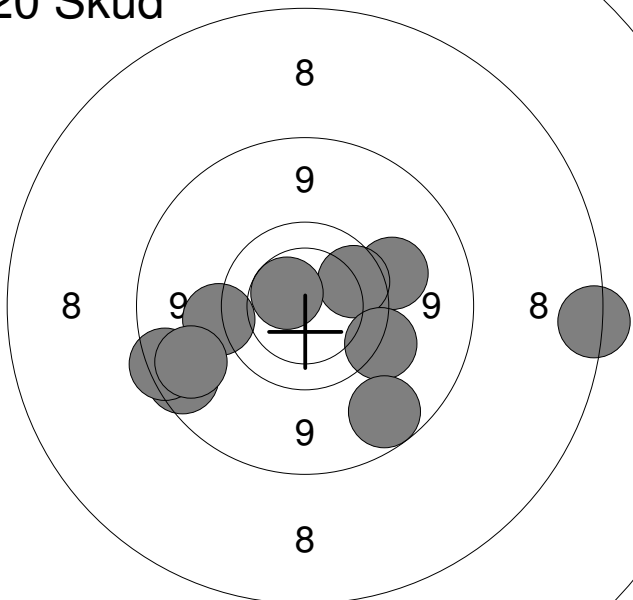


1:	*10.5	↗
2:	9.9	↗
3:	9.4	↙
4:	10.2	↘
5:	9.8	↘
6:	8.6	↙
7:	9.3	↗
8:	9.2	↘
9:	9.6	↘
10:	10.4	↗

Serie 92.0

Total 92.0

20 Skud



11:	9.4	→
12:	9.9	→
13:	9.5	↘
14:	10.5	↗
15:	8.9	↙
16:	7.7	→
17:	8.9	↘
18:	8.8	↙
19:	9.5	↙
20:	9.0	↙

Serie 86.0

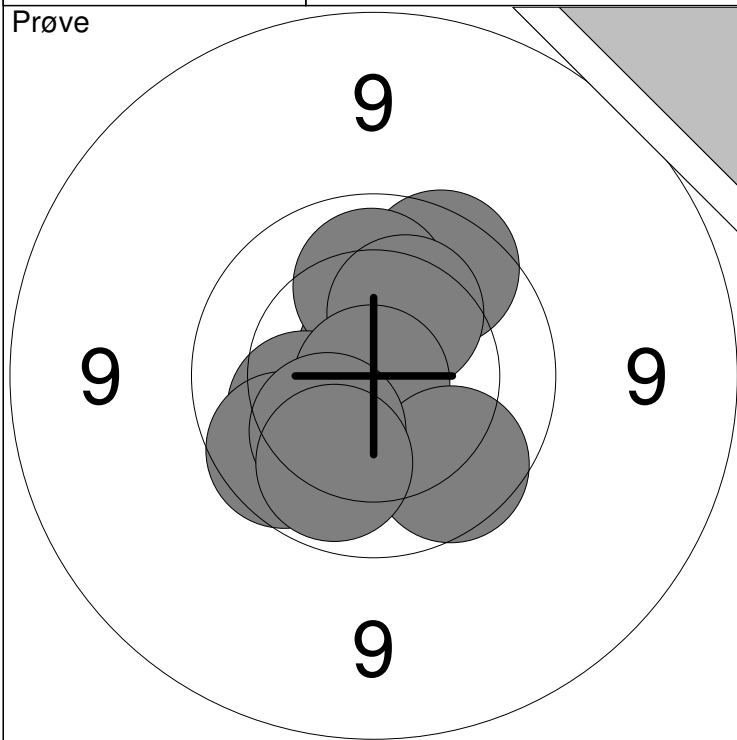
Total 178.0

Hold
15Skive
3**Tobias E. Sørensen**

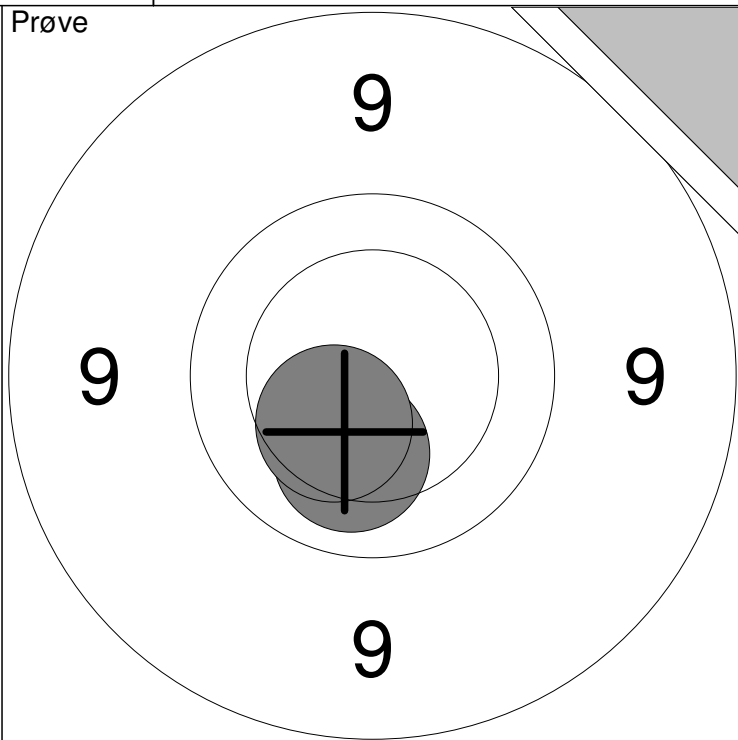
Vester Hassing Skf.

BK2

Prøve



Prøve



1: 9.8 ↗
2: *10.8 ↑
3: 10.1 ↑
4: 10.2 ↙
5: 10.3 ↗

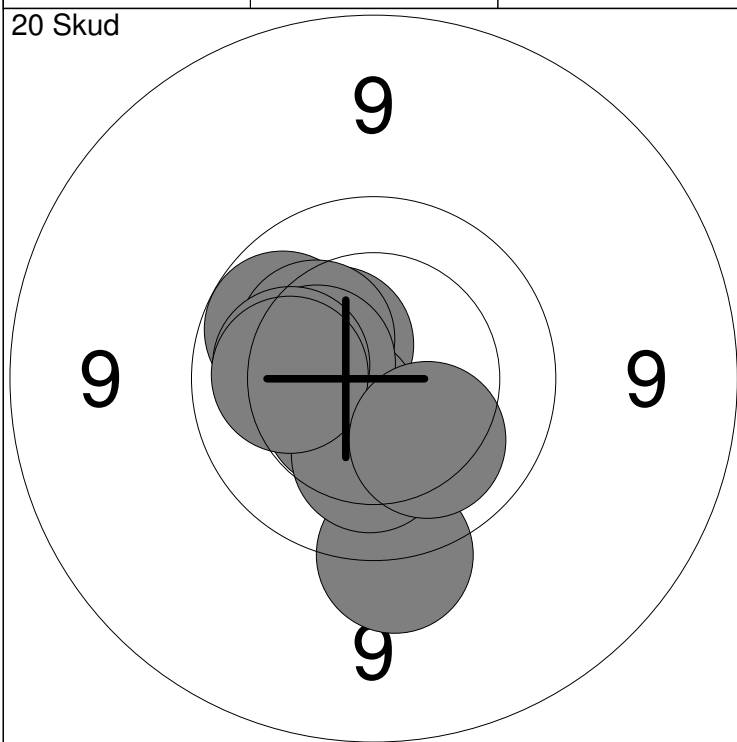
6: *10.9 ↓
7: 9.9 ↙
8: 9.9 ↓
9: 10.3 ↙
10: 10.0 ↓

Serie 97.0
Total 0.0

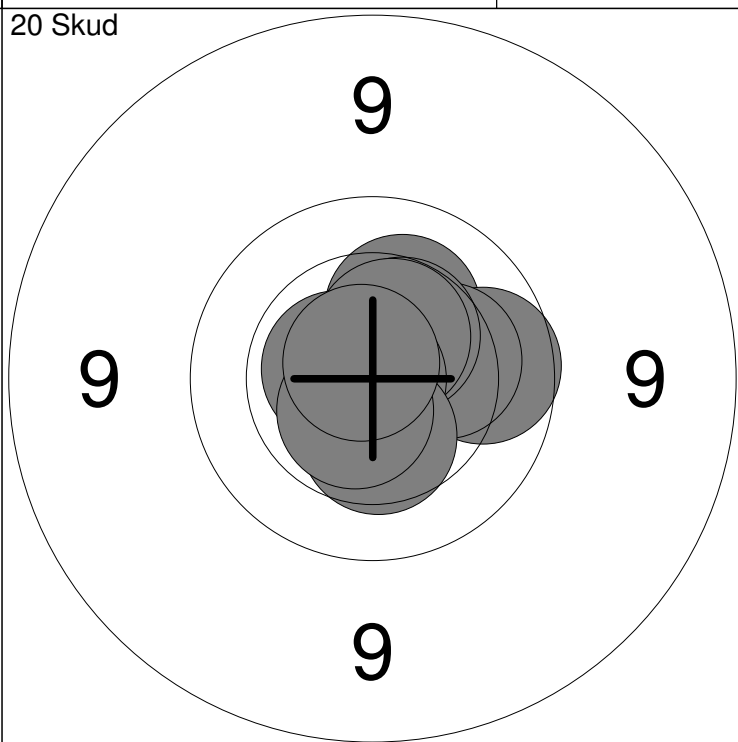
11: 10.2 ↓
12: 10.4 ↙

Serie 20.0
Total 0.0

20 Skud



20 Skud



1: 10.5 ↗
2: 9.5 ↓
3: 10.0 ↙
4: *10.5 ↙
5: 10.3 ↙

6: 10.4 ↙
7: 10.1 ↙
8: 10.2 ↓
9: 10.1 ↙
10: 10.2 ↓

Serie 99.0
Total 99.0

11: 10.2 ↗
12: 9.9 →
13: 10.2 →
14: 10.4 ↗
15: *10.5 ↗

16: *10.9 ↙
17: *10.6 ↙
18: 10.4 ↓
19: *10.6 ↙
20: *10.8 ↙

Serie 99.0
Total 198.0

Hold
15

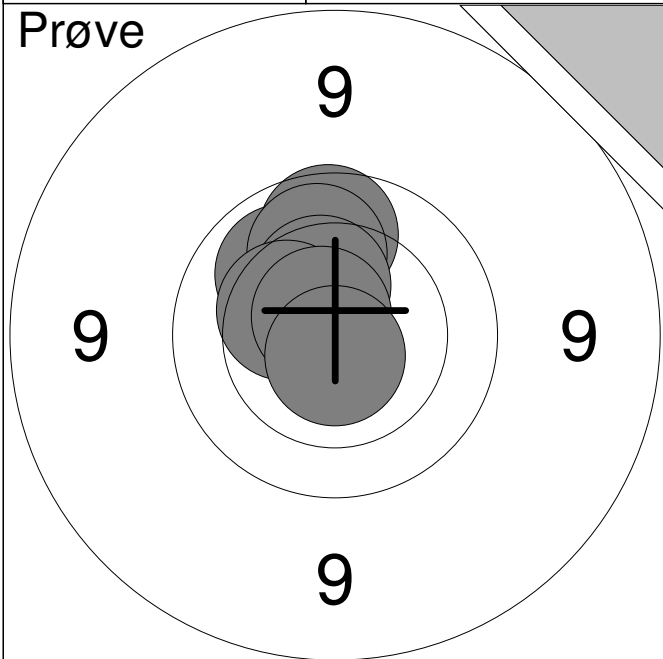
Skive
4

Christian S. Nielsen

Vilsted Skf.

BK1

Prøve

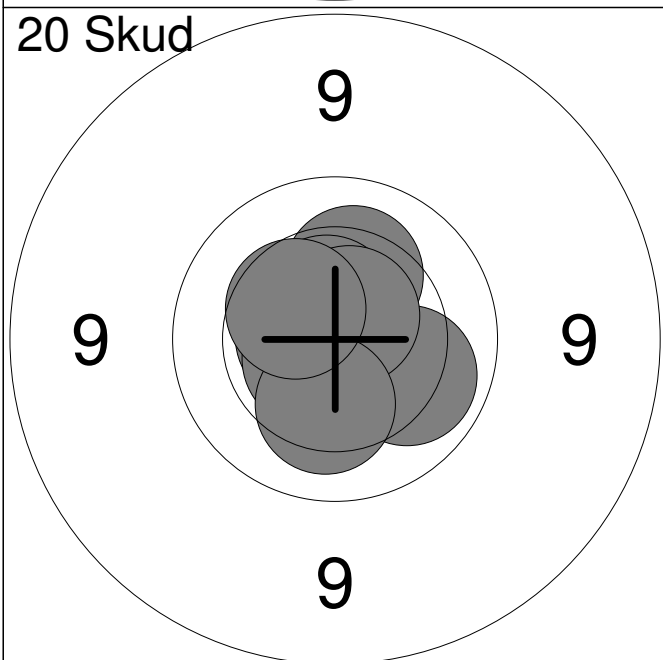


1:	10.4	↗
2:	9.9	↑
3:	*10.5	↗
4:	10.1	↗
5:	10.0	↑
6:	10.4	↗
7:	10.4	↗
8:	*10.7	↗
9:	*10.7	↓

Serie 89.0

Total 0.0

20 Skud

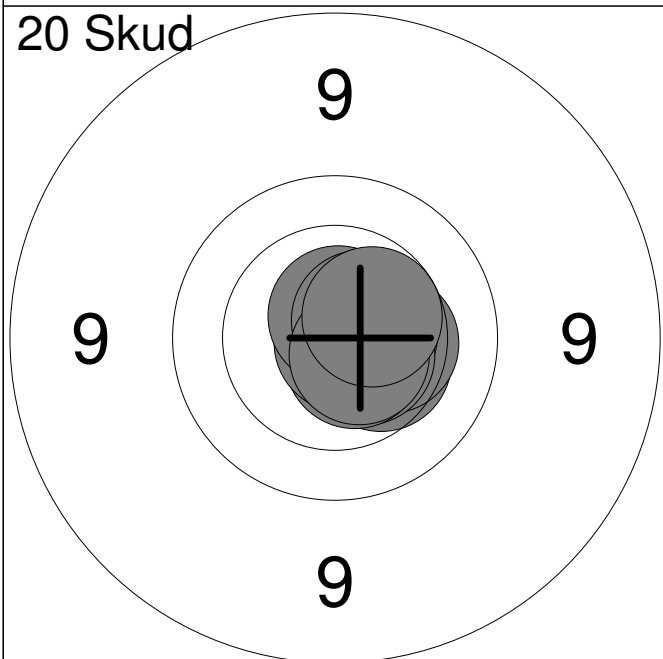


1:	*10.6	←
2:	10.2	↑
3:	*10.8	↗
4:	*10.6	↑
5:	*10.6	↖
6:	*10.9	↗
7:	10.1	↘
8:	*10.7	↗
9:	10.2	↓
10:	10.4	↗

Serie 100.0

Total 100.0

20 Skud



11:	10.4	↘
12:	10.4	→
13:	*10.6	→
14:	*10.6	↘
15:	*10.6	↘
16:	*10.8	↘
17:	*10.7	↑
18:	*10.6	↗
19:	*10.6	↘
20:	*10.5	↗

Serie 100.0

Total 200.0

<p>Prøve</p>	<table style="width:100%; border-collapse: collapse;"> <tr><td>1:</td><td>9.8</td><td>←</td></tr> <tr><td>2:</td><td>9.7</td><td>↙</td></tr> <tr><td>3:</td><td>9.6</td><td>←</td></tr> <tr><td>4:</td><td>10.4</td><td>↗</td></tr> <tr><td>5:</td><td>10.2</td><td>↗</td></tr> <tr><td>6:</td><td>9.1</td><td>→</td></tr> <tr><td>7:</td><td>10.2</td><td>↗</td></tr> <tr><td>8:</td><td>10.2</td><td>→</td></tr> <tr><td>9:</td><td>10.0</td><td>↘</td></tr> </table>	1:	9.8	←	2:	9.7	↙	3:	9.6	←	4:	10.4	↗	5:	10.2	↗	6:	9.1	→	7:	10.2	↗	8:	10.2	→	9:	10.0	↘
1:	9.8	←																										
2:	9.7	↙																										
3:	9.6	←																										
4:	10.4	↗																										
5:	10.2	↗																										
6:	9.1	→																										
7:	10.2	↗																										
8:	10.2	→																										
9:	10.0	↘																										
<table style="width:100%; border-collapse: collapse;"> <tr> <td style="width:80%;">Serie</td> <td style="text-align: right;">86.0</td> </tr> <tr> <td>Total</td> <td style="text-align: right;">0.0</td> </tr> </table>		Serie	86.0	Total	0.0																							
Serie	86.0																											
Total	0.0																											

<p>20 Skud</p>	<table style="width:100%; border-collapse: collapse;"> <tr><td>1:</td><td>10.3</td><td>←</td></tr> <tr><td>2:</td><td>*10.6</td><td>↗</td></tr> <tr><td>3:</td><td>*10.8</td><td>←</td></tr> <tr><td>4:</td><td>10.5</td><td>→</td></tr> <tr><td>5:</td><td>9.7</td><td>←</td></tr> <tr><td>6:</td><td>10.1</td><td>←</td></tr> <tr><td>7:</td><td>10.5</td><td>↗</td></tr> <tr><td>8:</td><td>10.1</td><td>↗</td></tr> <tr><td>9:</td><td>9.9</td><td>←</td></tr> <tr><td>10:</td><td>9.7</td><td>←</td></tr> </table>	1:	10.3	←	2:	*10.6	↗	3:	*10.8	←	4:	10.5	→	5:	9.7	←	6:	10.1	←	7:	10.5	↗	8:	10.1	↗	9:	9.9	←	10:	9.7	←
1:	10.3	←																													
2:	*10.6	↗																													
3:	*10.8	←																													
4:	10.5	→																													
5:	9.7	←																													
6:	10.1	←																													
7:	10.5	↗																													
8:	10.1	↗																													
9:	9.9	←																													
10:	9.7	←																													
<table style="width:100%; border-collapse: collapse;"> <tr> <td style="width:80%;">Serie</td> <td style="text-align: right;">97.0</td> </tr> <tr> <td>Total</td> <td style="text-align: right;">97.0</td> </tr> </table>		Serie	97.0	Total	97.0																										
Serie	97.0																														
Total	97.0																														

<p>20 Skud</p>	<table style="width:100%; border-collapse: collapse;"> <tr><td>11:</td><td>9.9</td><td>↑</td></tr> <tr><td>12:</td><td>10.1</td><td>↘</td></tr> <tr><td>13:</td><td>10.5</td><td>↗</td></tr> <tr><td>14:</td><td>9.6</td><td>↑</td></tr> <tr><td>15:</td><td>10.2</td><td>↗</td></tr> <tr><td>16:</td><td>10.2</td><td>←</td></tr> <tr><td>17:</td><td>10.4</td><td>↗</td></tr> <tr><td>18:</td><td>*10.6</td><td>↘</td></tr> <tr><td>19:</td><td>10.0</td><td>↗</td></tr> <tr><td>20:</td><td>10.4</td><td>←</td></tr> </table>	11:	9.9	↑	12:	10.1	↘	13:	10.5	↗	14:	9.6	↑	15:	10.2	↗	16:	10.2	←	17:	10.4	↗	18:	*10.6	↘	19:	10.0	↗	20:	10.4	←
11:	9.9	↑																													
12:	10.1	↘																													
13:	10.5	↗																													
14:	9.6	↑																													
15:	10.2	↗																													
16:	10.2	←																													
17:	10.4	↗																													
18:	*10.6	↘																													
19:	10.0	↗																													
20:	10.4	←																													
<table style="width:100%; border-collapse: collapse;"> <tr> <td style="width:80%;">Serie</td> <td style="text-align: right;">98.0</td> </tr> <tr> <td>Total</td> <td style="text-align: right;">195.0</td> </tr> </table>		Serie	98.0	Total	195.0																										
Serie	98.0																														
Total	195.0																														

Hold
15

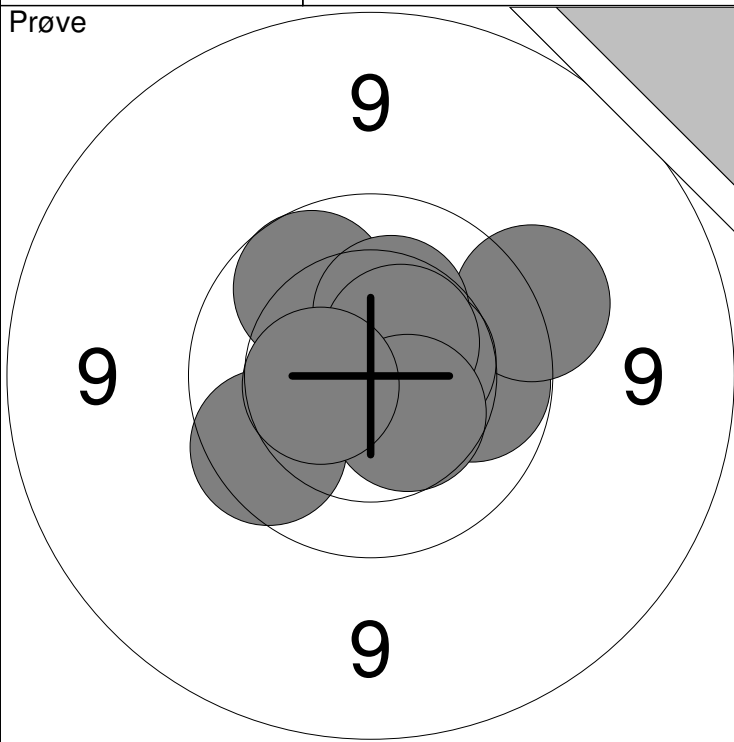
Skive
6

Rasmus Ræbild

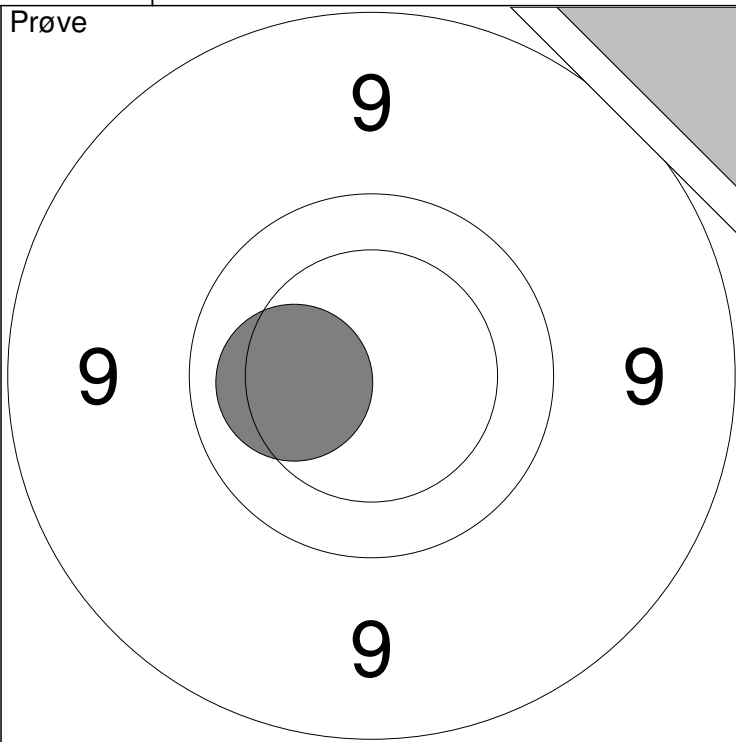
Vilsted Skf.

J1

Prøve



Prøve



1: 10.0 →
 2: 9.9 ↗
 3: 9.5 →
 4: *10.6 →
 5: 10.5 →

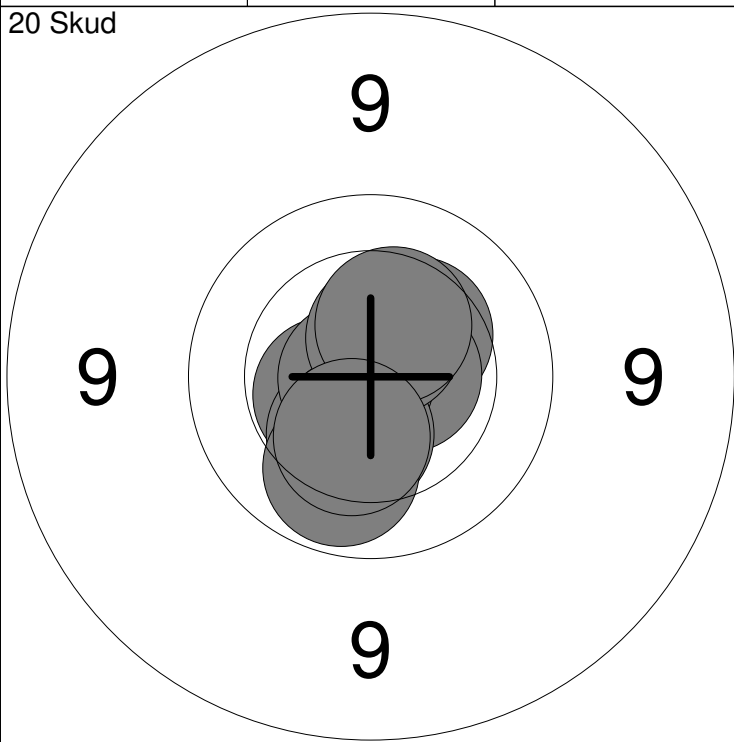
6: 10.3 ↗
 7: 9.8 ↙
 8: *10.5 ↗
 9: 10.4 ↘
 10: 10.5 ←

Serie 97.0
 Total 0.0

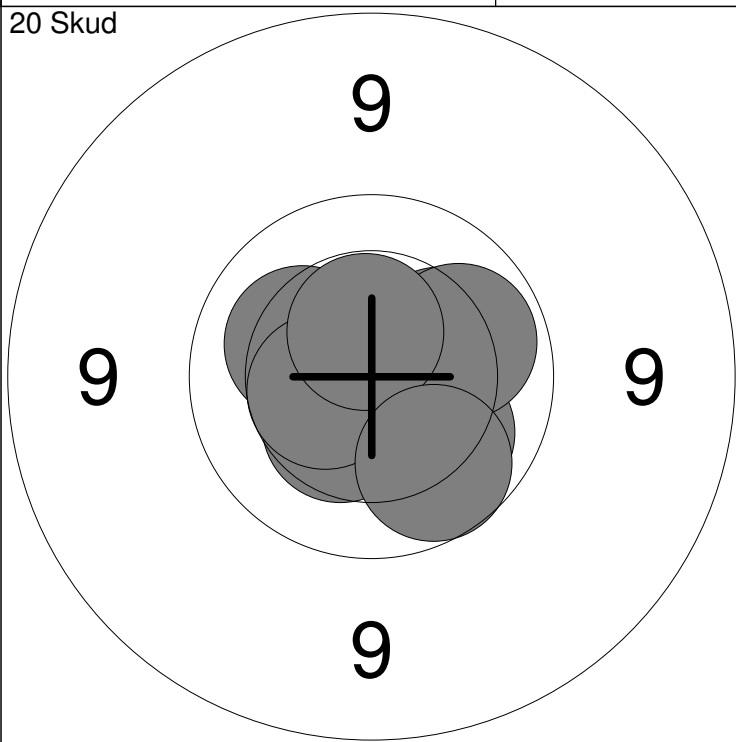
11: 10.2 ←

Serie 10.0
 Total 0.0

20 Skud



20 Skud



1: 10.4 ↗
 2: *10.5 ←
 3: *10.6 →
 4: 10.3 ↓
 5: *10.8 ←

6: 10.4 ↓
 7: *10.6 ↗
 8: 10.4 ↗
 9: 10.0 ↓
 10: 10.3 ↓

Serie 100.0
 Total 100.0

11: *10.6 ↓
 12: 10.4 ↓
 13: 10.1 ↘
 14: 10.2 ←
 15: *10.6 →

16: 10.2 →
 17: 10.0 →
 18: 10.5 ←
 19: *10.5 ↗
 20: 9.9 ↓

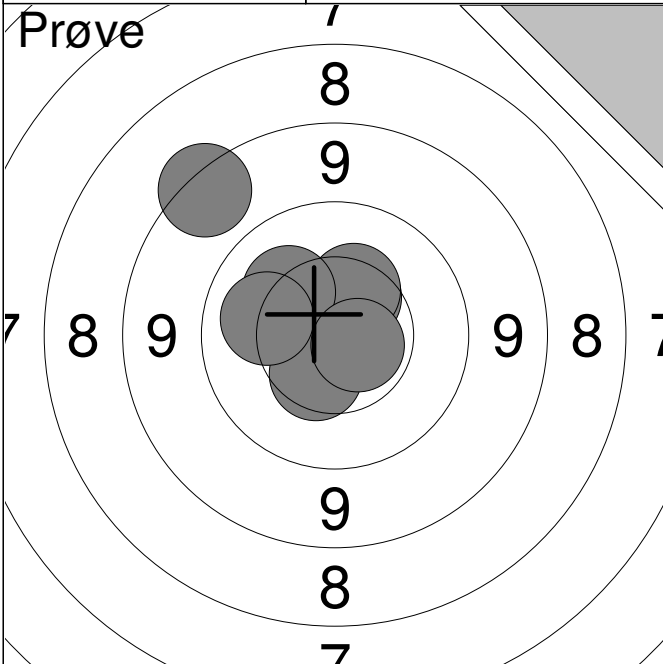
Serie 99.0
 Total 199.0

Hold
15Skive
7**Benjamin Laursen**

Vilsted Skf.

J1

Prøve

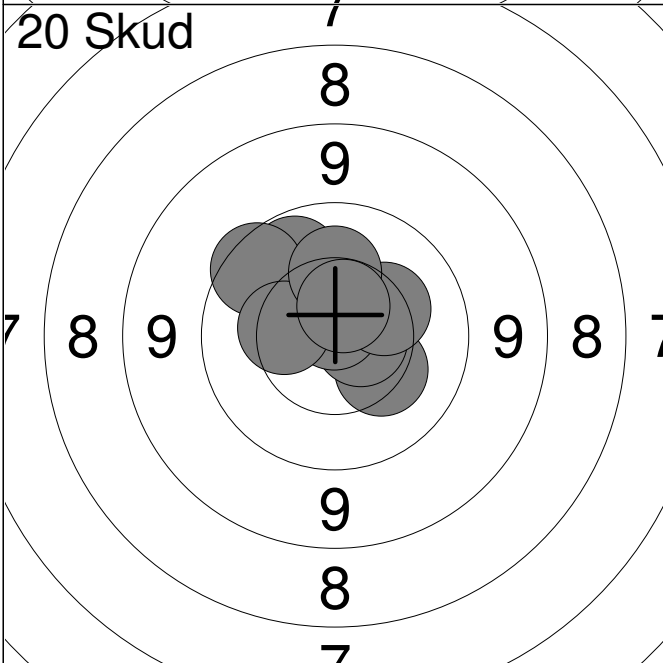


1:	8.6	↗
2:	10.5	↗
3:	10.4	↗
4:	10.5	↘
5:	10.2	↗
6:	*10.7	↘
7:	10.1	↖

Serie 68.0

Total 0.0

20 Skud

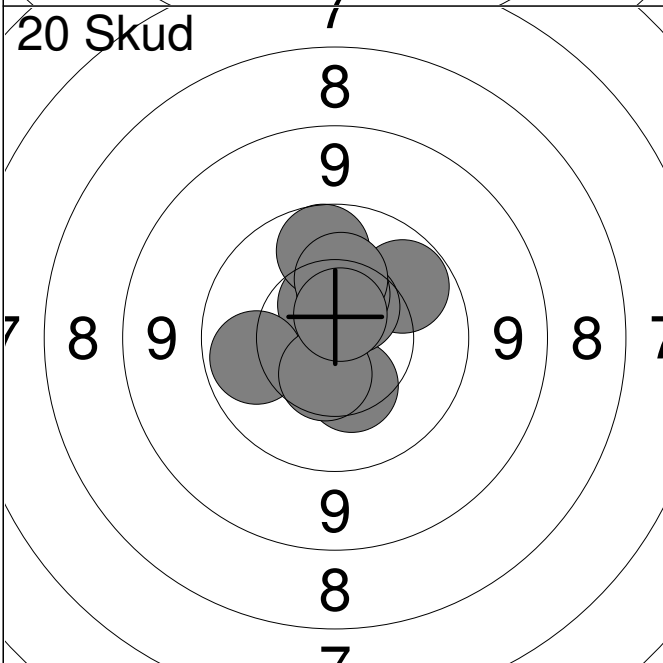


1:	10.0	↗
2:	10.3	↘
3:	*10.7	→
4:	10.0	↗
5:	9.7	↗
6:	*10.8	↑
7:	10.4	←
8:	10.3	↗
9:	10.2	↑
10:	10.6	↑

Serie 99.0

Total 99.0

20 Skud



11:	10.4	↘
12:	10.0	↗
13:	10.5	↑
14:	10.0	←
15:	10.5	↘
16:	10.5	↗
17:	10.4	↑
18:	9.9	↑
19:	10.3	↑
20:	*10.7	↑

Serie 99.0

Total 198.0

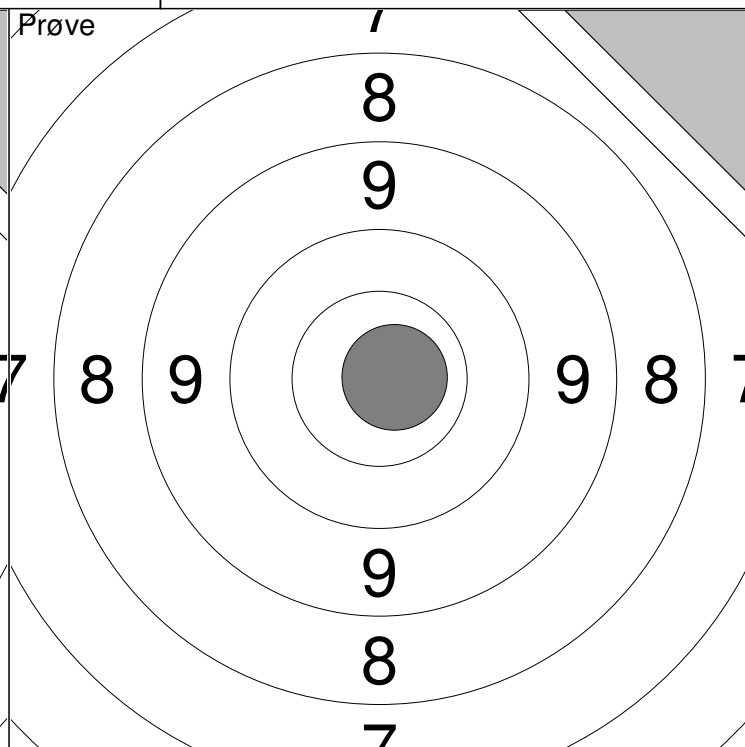
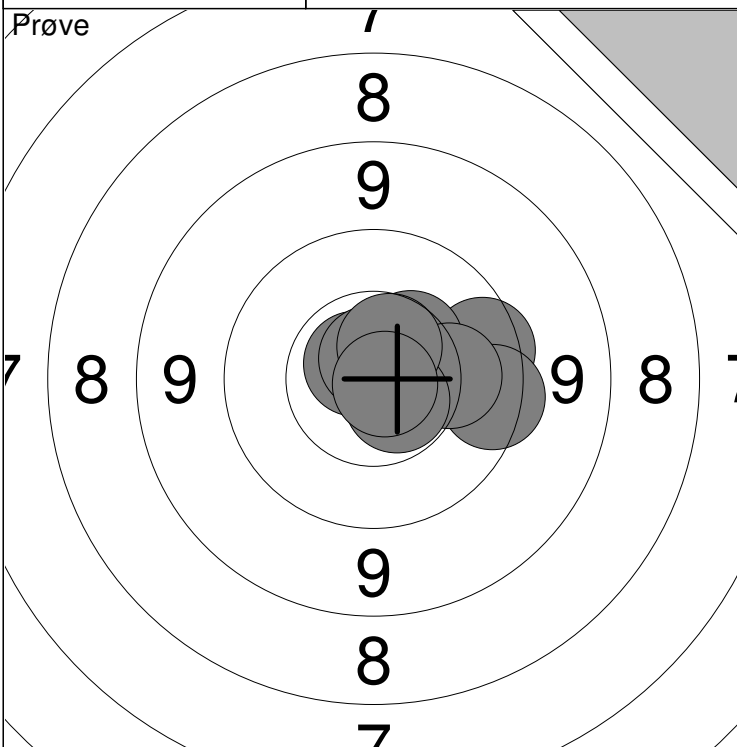
Hold
15

Skive
8

Tobias Engberg Hansen

Vilsted Skf.

BK1

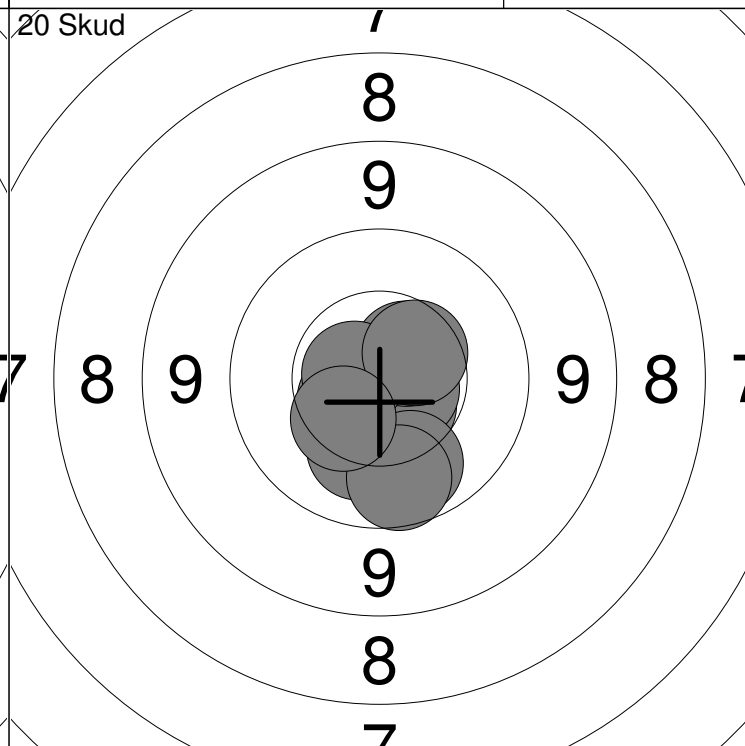
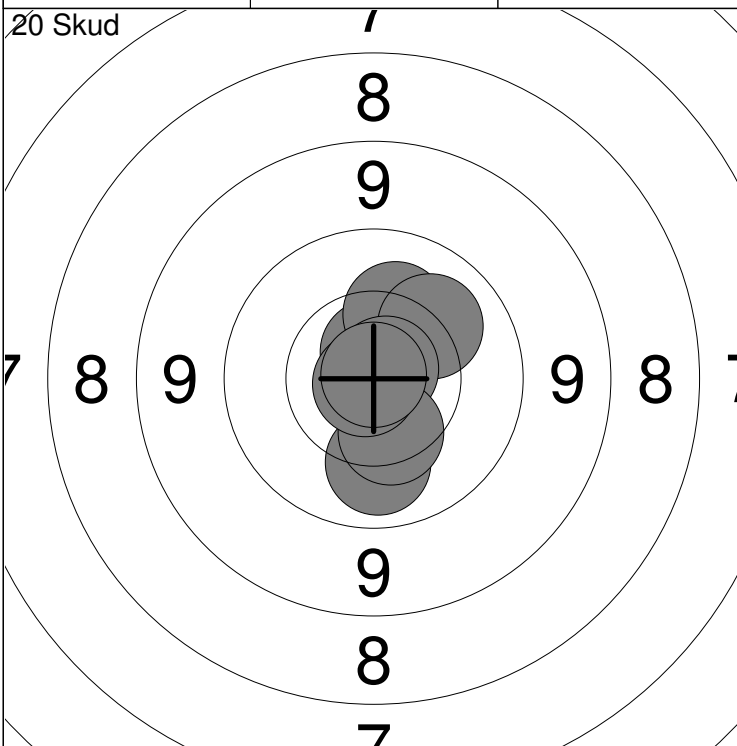


1: 9.8 →	6: 10.2 →
2: 9.7 →	7: *10.6 ↘
3: 10.4 ↗	8: *10.7 ↑
4: *10.7 ↗	9: 10.6 ↗
5: *10.7 ↖	10: *10.8 ↘

Serie	98.0
Total	0.0

11: *10.8 →

Serie	10.0
Total	0.0



1: *10.7 ↑	6: 10.2 ↗
2: *10.7 ↑	7: *10.8 ↗
3: 10.4 ↗	8: 10.4 ↓
4: 10.1 ↓	9: *10.8 ←
5: 10.2 ↑	10: *10.9 ↑

Serie	100.0
Total	100.0

11: 10.6 ↖
12: 10.2 ↓
13: 10.6 ↓
14: *10.7 →
15: 10.6 ↗

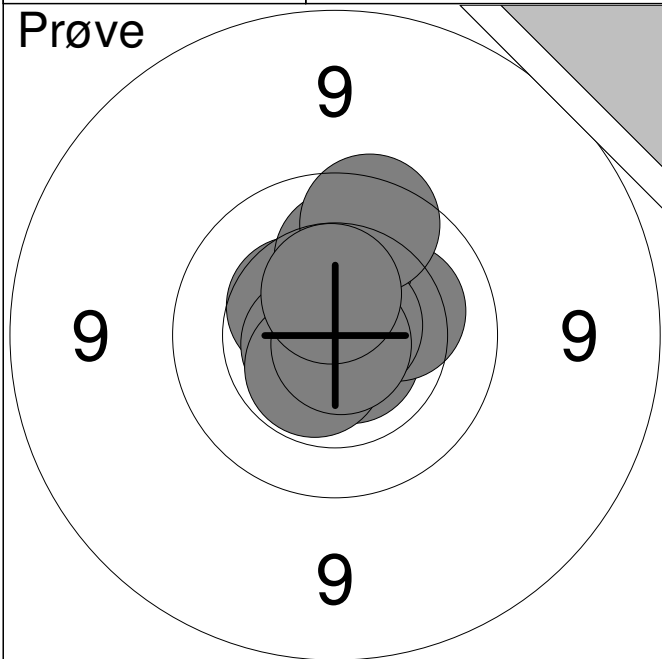
16: 10.0 ↓
17: 9.9 ↓
18: *10.7 ←
19: 10.5 ↗
20: 10.4 ↖

Serie	99.0
Total	199.0

Hold
15Skive
9**Gry Abildgaard Zaar Lassen**

Ulsted Skf.

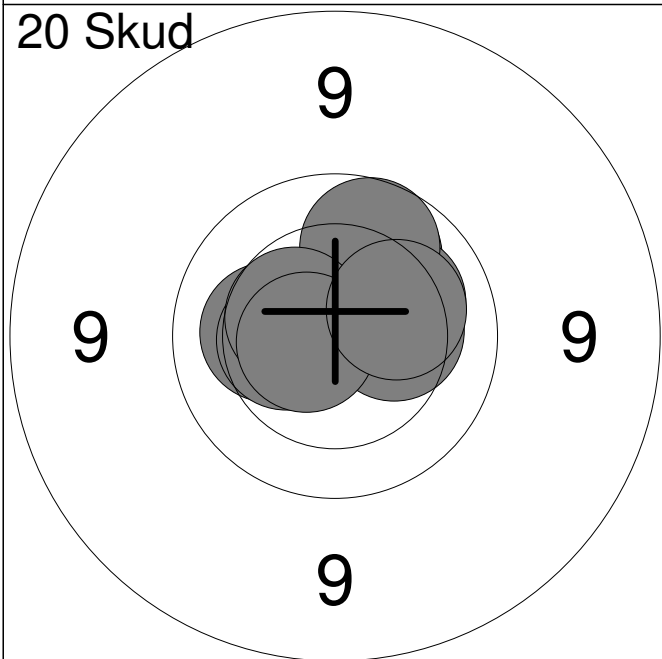
MB2

Prøve

1:	10.4	↗
2:	*10.7	↘
3:	10.2	→
4:	*10.7	↖
5:	10.1	↑
6:	*10.7	↗
7:	9.8	↑
8:	*10.5	↘
9:	*10.8	↘
10:	*10.5	↑

Serie 99.0

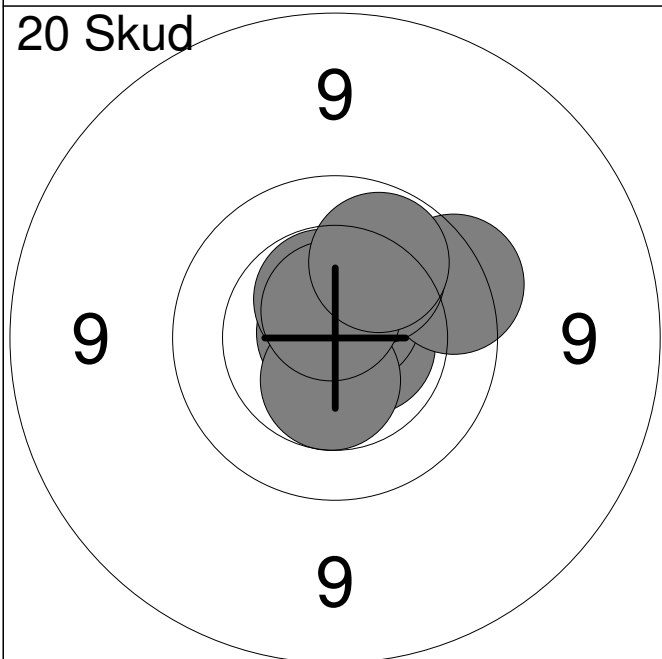
Total 0.0

20 Skud

1:	10.0	↗
2:	10.2	↖
3:	*10.6	↗
4:	10.2	↗
5:	10.3	→
6:	9.9	↑
7:	10.4	↖
8:	10.5	↖
9:	*10.6	↖
10:	10.2	↗

Serie 99.0

Total 99.0

20 Skud

11:	*10.7	↓
12:	*10.8	↗
13:	*10.5	↑
14:	*10.6	→
15:	*10.7	↗
16:	9.7	↗
17:	10.1	↗
18:	10.5	↓
19:	*10.7	↑
20:	10.0	↗

Serie 99.0

Total 198.0

<p>Prøve</p>	<table style="width:100%; border-collapse: collapse;"> <tr><td style="width:10%;">1:</td><td style="width:15%;">9.8</td><td style="width:10%; text-align: right;">→</td></tr> <tr><td>2:</td><td>9.4</td><td style="text-align: right;">→</td></tr> <tr><td>3:</td><td>9.7</td><td style="text-align: right;">↘</td></tr> <tr><td>4:</td><td>*10.7</td><td style="text-align: right;">↓</td></tr> <tr><td>5:</td><td>10.2</td><td style="text-align: right;">↓</td></tr> <tr><td>6:</td><td>10.6</td><td style="text-align: right;">←</td></tr> </table>	1:	9.8	→	2:	9.4	→	3:	9.7	↘	4:	*10.7	↓	5:	10.2	↓	6:	10.6	←
1:	9.8	→																	
2:	9.4	→																	
3:	9.7	↘																	
4:	*10.7	↓																	
5:	10.2	↓																	
6:	10.6	←																	

Serie	57.0
-------	------

Total	0.0
-------	-----

<p>20 Skud</p>	<table style="width:100%; border-collapse: collapse;"> <tr><td style="width:10%;">1:</td><td style="width:15%;">9.8</td><td style="width:10%; text-align: right;">↗</td></tr> <tr><td>2:</td><td>10.4</td><td style="text-align: right;">↑</td></tr> <tr><td>3:</td><td>10.1</td><td style="text-align: right;">↗</td></tr> <tr><td>4:</td><td>9.9</td><td style="text-align: right;">←</td></tr> <tr><td>5:</td><td>10.2</td><td style="text-align: right;">↑</td></tr> <tr><td>6:</td><td>*10.6</td><td style="text-align: right;">→</td></tr> <tr><td>7:</td><td>9.5</td><td style="text-align: right;">↓</td></tr> <tr><td>8:</td><td>10.2</td><td style="text-align: right;">↖</td></tr> <tr><td>9:</td><td>9.6</td><td style="text-align: right;">←</td></tr> <tr><td>10:</td><td>10.4</td><td style="text-align: right;">←</td></tr> </table>	1:	9.8	↗	2:	10.4	↑	3:	10.1	↗	4:	9.9	←	5:	10.2	↑	6:	*10.6	→	7:	9.5	↓	8:	10.2	↖	9:	9.6	←	10:	10.4	←
1:	9.8	↗																													
2:	10.4	↑																													
3:	10.1	↗																													
4:	9.9	←																													
5:	10.2	↑																													
6:	*10.6	→																													
7:	9.5	↓																													
8:	10.2	↖																													
9:	9.6	←																													
10:	10.4	←																													

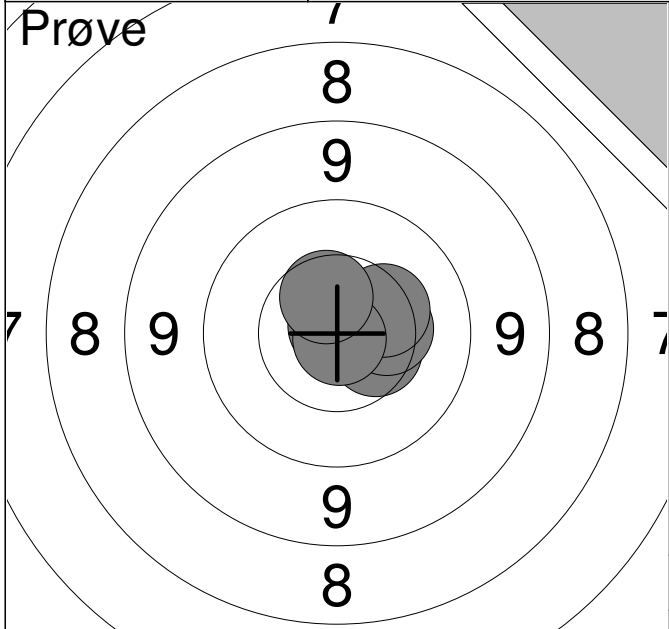
Serie	96.0
-------	------

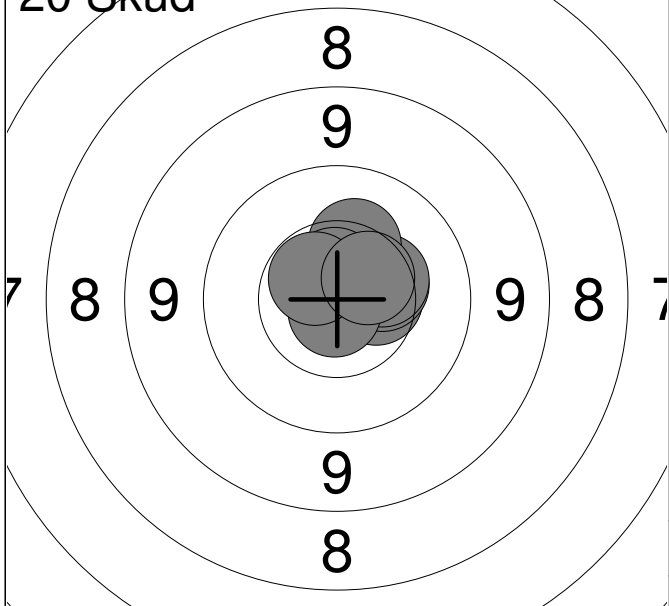
Total	96.0
-------	------

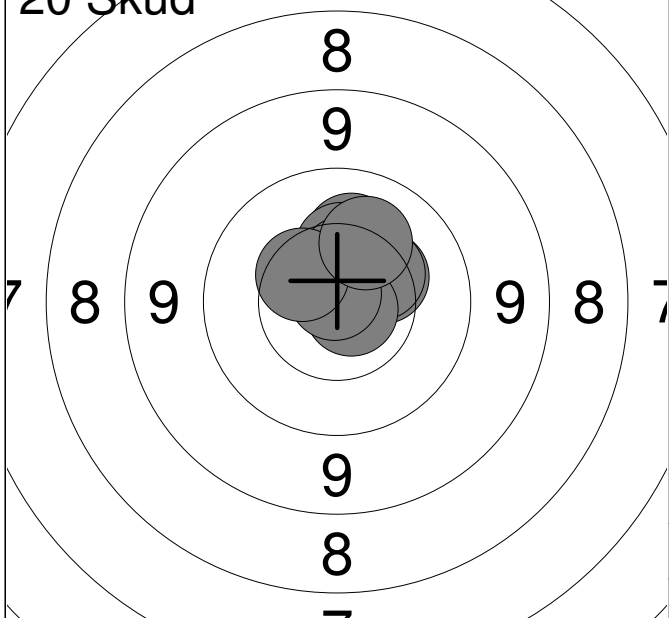
<p>20 Skud</p>	<table style="width:100%; border-collapse: collapse;"> <tr><td style="width:10%;">11:</td><td style="width:15%;">10.5</td><td style="width:10%; text-align: right;">↓</td></tr> <tr><td>12:</td><td>10.3</td><td style="text-align: right;">→</td></tr> <tr><td>13:</td><td>10.1</td><td style="text-align: right;">→</td></tr> <tr><td>14:</td><td>10.4</td><td style="text-align: right;">→</td></tr> <tr><td>15:</td><td>10.0</td><td style="text-align: right;">↓</td></tr> <tr><td>16:</td><td>9.4</td><td style="text-align: right;">←</td></tr> <tr><td>17:</td><td>10.1</td><td style="text-align: right;">←</td></tr> <tr><td>18:</td><td>10.4</td><td style="text-align: right;">↙</td></tr> <tr><td>19:</td><td>*10.6</td><td style="text-align: right;">↑</td></tr> <tr><td>20:</td><td>*10.9</td><td style="text-align: right;">↙</td></tr> </table>	11:	10.5	↓	12:	10.3	→	13:	10.1	→	14:	10.4	→	15:	10.0	↓	16:	9.4	←	17:	10.1	←	18:	10.4	↙	19:	*10.6	↑	20:	*10.9	↙
11:	10.5	↓																													
12:	10.3	→																													
13:	10.1	→																													
14:	10.4	→																													
15:	10.0	↓																													
16:	9.4	←																													
17:	10.1	←																													
18:	10.4	↙																													
19:	*10.6	↑																													
20:	*10.9	↙																													

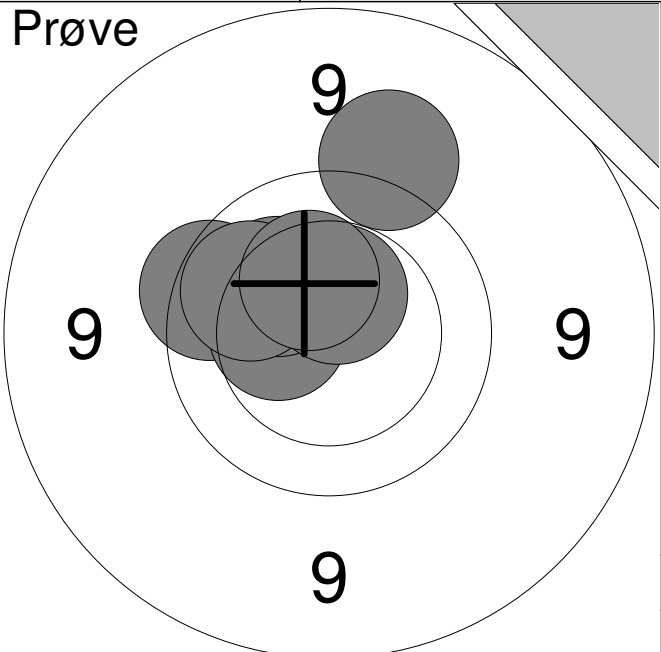
Serie	99.0
-------	------

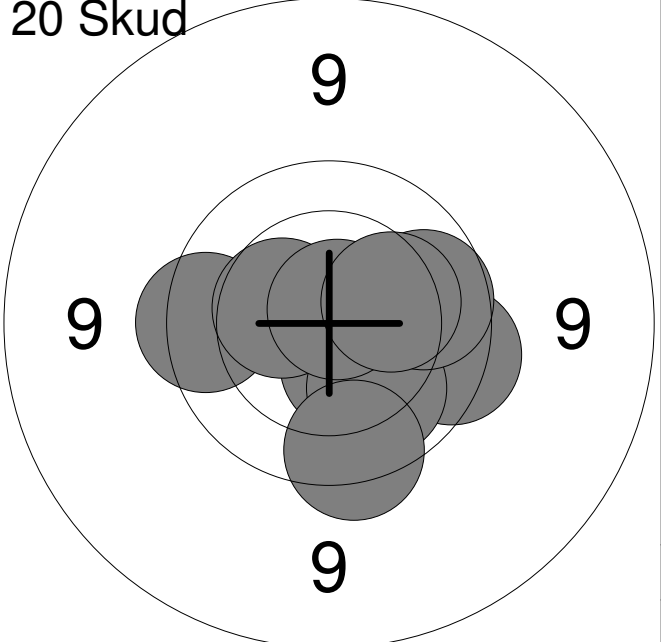
Total	195.0
-------	-------

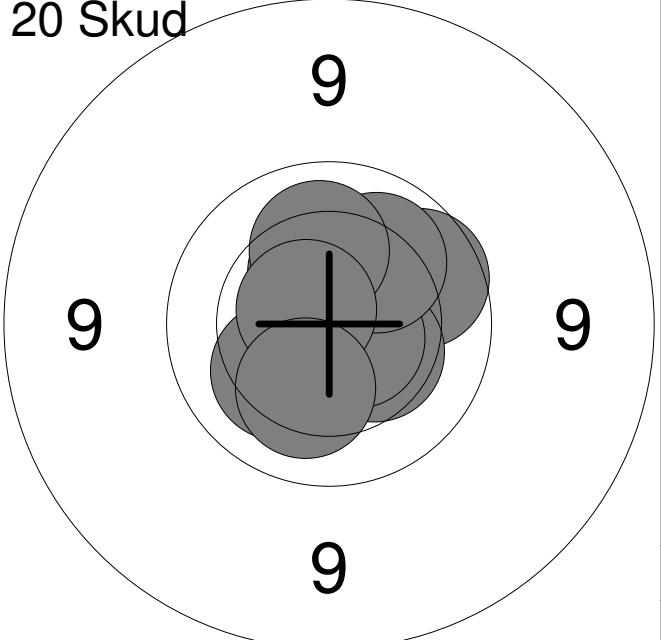
<p>Prøve</p> 	<table style="width:100%; border-collapse: collapse;"> <tr><td style="width:5%;">1:</td><td style="width:15%;">*10.9</td><td style="width:10%; text-align: center;">↑</td></tr> <tr><td>2:</td><td>10.5</td><td style="text-align: center;">→</td></tr> <tr><td>3:</td><td>10.4</td><td style="text-align: center;">→</td></tr> <tr><td>4:</td><td>10.4</td><td style="text-align: center;">→</td></tr> <tr><td>5:</td><td>*10.9</td><td style="text-align: center;">↓</td></tr> <tr><td>6:</td><td>10.5</td><td style="text-align: center;">↑</td></tr> </table> <table border="1" style="width:100%; border-collapse: collapse; margin-top: 5px;"> <tr> <td style="width:80%;">Serie</td> <td style="text-align: right;">60.0</td> </tr> <tr> <td>Total</td> <td style="text-align: right;">0.0</td> </tr> </table>	1:	*10.9	↑	2:	10.5	→	3:	10.4	→	4:	10.4	→	5:	*10.9	↓	6:	10.5	↑	Serie	60.0	Total	0.0
1:	*10.9	↑																					
2:	10.5	→																					
3:	10.4	→																					
4:	10.4	→																					
5:	*10.9	↓																					
6:	10.5	↑																					
Serie	60.0																						
Total	0.0																						

<p>20 Skud</p> 	<table style="width:100%; border-collapse: collapse;"> <tr><td style="width:5%;">1:</td><td style="width:15%;">10.5</td><td style="width:10%; text-align: center;">→</td></tr> <tr><td>2:</td><td>10.4</td><td style="text-align: center;">↑</td></tr> <tr><td>3:</td><td>10.4</td><td style="text-align: center;">→</td></tr> <tr><td>4:</td><td>*10.7</td><td style="text-align: center;">↑</td></tr> <tr><td>5:</td><td>10.4</td><td style="text-align: center;">→</td></tr> <tr><td>6:</td><td>10.3</td><td style="text-align: center;">↑</td></tr> <tr><td>7:</td><td>*10.7</td><td style="text-align: center;">↑</td></tr> <tr><td>8:</td><td>*10.8</td><td style="text-align: center;">↓</td></tr> <tr><td>9:</td><td>*10.6</td><td style="text-align: center;">↖</td></tr> <tr><td>10:</td><td>10.5</td><td style="text-align: center;">↗</td></tr> </table> <table border="1" style="width:100%; border-collapse: collapse; margin-top: 5px;"> <tr> <td style="width:80%;">Serie</td> <td style="text-align: right;">100.0</td> </tr> <tr> <td>Total</td> <td style="text-align: right;">100.0</td> </tr> </table>	1:	10.5	→	2:	10.4	↑	3:	10.4	→	4:	*10.7	↑	5:	10.4	→	6:	10.3	↑	7:	*10.7	↑	8:	*10.8	↓	9:	*10.6	↖	10:	10.5	↗	Serie	100.0	Total	100.0
1:	10.5	→																																	
2:	10.4	↑																																	
3:	10.4	→																																	
4:	*10.7	↑																																	
5:	10.4	→																																	
6:	10.3	↑																																	
7:	*10.7	↑																																	
8:	*10.8	↓																																	
9:	*10.6	↖																																	
10:	10.5	↗																																	
Serie	100.0																																		
Total	100.0																																		

<p>20 Skud</p> 	<table style="width:100%; border-collapse: collapse;"> <tr><td style="width:5%;">11:</td><td style="width:15%;">10.2</td><td style="width:10%; text-align: center;">↑</td></tr> <tr><td>12:</td><td>*10.6</td><td style="text-align: center;">↑</td></tr> <tr><td>13:</td><td>10.4</td><td style="text-align: center;">↗</td></tr> <tr><td>14:</td><td>10.3</td><td style="text-align: center;">↑</td></tr> <tr><td>15:</td><td>10.5</td><td style="text-align: center;">↑</td></tr> <tr><td>16:</td><td>10.4</td><td style="text-align: center;">↗</td></tr> <tr><td>17:</td><td>*10.8</td><td style="text-align: center;">→</td></tr> <tr><td>18:</td><td>*10.8</td><td style="text-align: center;">↑</td></tr> <tr><td>19:</td><td>10.4</td><td style="text-align: center;">↖</td></tr> <tr><td>20:</td><td>10.2</td><td style="text-align: center;">↑</td></tr> </table> <table border="1" style="width:100%; border-collapse: collapse; margin-top: 5px;"> <tr> <td style="width:80%;">Serie</td> <td style="text-align: right;">100.0</td> </tr> <tr> <td>Total</td> <td style="text-align: right;">200.0</td> </tr> </table>	11:	10.2	↑	12:	*10.6	↑	13:	10.4	↗	14:	10.3	↑	15:	10.5	↑	16:	10.4	↗	17:	*10.8	→	18:	*10.8	↑	19:	10.4	↖	20:	10.2	↑	Serie	100.0	Total	200.0
11:	10.2	↑																																	
12:	*10.6	↑																																	
13:	10.4	↗																																	
14:	10.3	↑																																	
15:	10.5	↑																																	
16:	10.4	↗																																	
17:	*10.8	→																																	
18:	*10.8	↑																																	
19:	10.4	↖																																	
20:	10.2	↑																																	
Serie	100.0																																		
Total	200.0																																		

<p>Prøve</p> 	<table style="width:100%; border-collapse: collapse;"> <tr><td style="text-align: right;">1:</td><td style="text-align: right;">9.4</td><td style="text-align: right;">↗</td></tr> <tr><td style="text-align: right;">2:</td><td style="text-align: right;">10.3</td><td style="text-align: right;">↖</td></tr> <tr><td style="text-align: right;">3:</td><td style="text-align: right;">9.7</td><td style="text-align: right;">↖</td></tr> <tr><td style="text-align: right;">4:</td><td style="text-align: right;">10.4</td><td style="text-align: right;">↖</td></tr> <tr><td style="text-align: right;">5:</td><td style="text-align: right;">10.2</td><td style="text-align: right;">↗</td></tr> <tr><td style="text-align: right;">6:</td><td style="text-align: right;">*10.5</td><td style="text-align: right;">↗</td></tr> <tr><td style="text-align: right;">7:</td><td style="text-align: right;">10.0</td><td style="text-align: right;">↗</td></tr> <tr><td style="text-align: right;">8:</td><td style="text-align: right;">10.3</td><td style="text-align: right;">↗</td></tr> <tr><td colspan="2">Serie</td><td style="text-align: right;">78.0</td></tr> <tr><td colspan="2">Total</td><td style="text-align: right;">0.0</td></tr> </table>	1:	9.4	↗	2:	10.3	↖	3:	9.7	↖	4:	10.4	↖	5:	10.2	↗	6:	*10.5	↗	7:	10.0	↗	8:	10.3	↗	Serie		78.0	Total		0.0
1:	9.4	↗																													
2:	10.3	↖																													
3:	9.7	↖																													
4:	10.4	↖																													
5:	10.2	↗																													
6:	*10.5	↗																													
7:	10.0	↗																													
8:	10.3	↗																													
Serie		78.0																													
Total		0.0																													

<p>20 Skud</p> 	<table style="width:100%; border-collapse: collapse;"> <tr><td style="text-align: right;">1:</td><td style="text-align: right;">*10.6</td><td style="text-align: right;">→</td></tr> <tr><td style="text-align: right;">2:</td><td style="text-align: right;">10.5</td><td style="text-align: right;">↘</td></tr> <tr><td style="text-align: right;">3:</td><td style="text-align: right;">9.7</td><td style="text-align: right;">→</td></tr> <tr><td style="text-align: right;">4:</td><td style="text-align: right;">10.1</td><td style="text-align: right;">↘</td></tr> <tr><td style="text-align: right;">5:</td><td style="text-align: right;">9.7</td><td style="text-align: right;">↘</td></tr> <tr><td style="text-align: right;">6:</td><td style="text-align: right;">9.8</td><td style="text-align: right;">↖</td></tr> <tr><td style="text-align: right;">7:</td><td style="text-align: right;">10.4</td><td style="text-align: right;">↖</td></tr> <tr><td style="text-align: right;">8:</td><td style="text-align: right;">9.9</td><td style="text-align: right;">→</td></tr> <tr><td style="text-align: right;">9:</td><td style="text-align: right;">*10.8</td><td style="text-align: right;">↗</td></tr> <tr><td style="text-align: right;">10:</td><td style="text-align: right;">10.2</td><td style="text-align: right;">→</td></tr> <tr><td colspan="2">Serie</td><td style="text-align: right;">96.0</td></tr> <tr><td colspan="2">Total</td><td style="text-align: right;">96.0</td></tr> </table>	1:	*10.6	→	2:	10.5	↘	3:	9.7	→	4:	10.1	↘	5:	9.7	↘	6:	9.8	↖	7:	10.4	↖	8:	9.9	→	9:	*10.8	↗	10:	10.2	→	Serie		96.0	Total		96.0
1:	*10.6	→																																			
2:	10.5	↘																																			
3:	9.7	→																																			
4:	10.1	↘																																			
5:	9.7	↘																																			
6:	9.8	↖																																			
7:	10.4	↖																																			
8:	9.9	→																																			
9:	*10.8	↗																																			
10:	10.2	→																																			
Serie		96.0																																			
Total		96.0																																			

<p>20 Skud</p> 	<table style="width:100%; border-collapse: collapse;"> <tr><td style="text-align: right;">11:</td><td style="text-align: right;">9.9</td><td style="text-align: right;">↗</td></tr> <tr><td style="text-align: right;">12:</td><td style="text-align: right;">10.4</td><td style="text-align: right;">↘</td></tr> <tr><td style="text-align: right;">13:</td><td style="text-align: right;">10.2</td><td style="text-align: right;">↖</td></tr> <tr><td style="text-align: right;">14:</td><td style="text-align: right;">10.5</td><td style="text-align: right;">↖</td></tr> <tr><td style="text-align: right;">15:</td><td style="text-align: right;">10.4</td><td style="text-align: right;">↖</td></tr> <tr><td style="text-align: right;">16:</td><td style="text-align: right;">*10.6</td><td style="text-align: right;">↘</td></tr> <tr><td style="text-align: right;">17:</td><td style="text-align: right;">10.1</td><td style="text-align: right;">↗</td></tr> <tr><td style="text-align: right;">18:</td><td style="text-align: right;">10.1</td><td style="text-align: right;">↖</td></tr> <tr><td style="text-align: right;">19:</td><td style="text-align: right;">*10.7</td><td style="text-align: right;">↗</td></tr> <tr><td style="text-align: right;">20:</td><td style="text-align: right;">10.2</td><td style="text-align: right;">↘</td></tr> <tr><td colspan="2">Serie</td><td style="text-align: right;">99.0</td></tr> <tr><td colspan="2">Total</td><td style="text-align: right;">195.0</td></tr> </table>	11:	9.9	↗	12:	10.4	↘	13:	10.2	↖	14:	10.5	↖	15:	10.4	↖	16:	*10.6	↘	17:	10.1	↗	18:	10.1	↖	19:	*10.7	↗	20:	10.2	↘	Serie		99.0	Total		195.0
11:	9.9	↗																																			
12:	10.4	↘																																			
13:	10.2	↖																																			
14:	10.5	↖																																			
15:	10.4	↖																																			
16:	*10.6	↘																																			
17:	10.1	↗																																			
18:	10.1	↖																																			
19:	*10.7	↗																																			
20:	10.2	↘																																			
Serie		99.0																																			
Total		195.0																																			

Hold
16

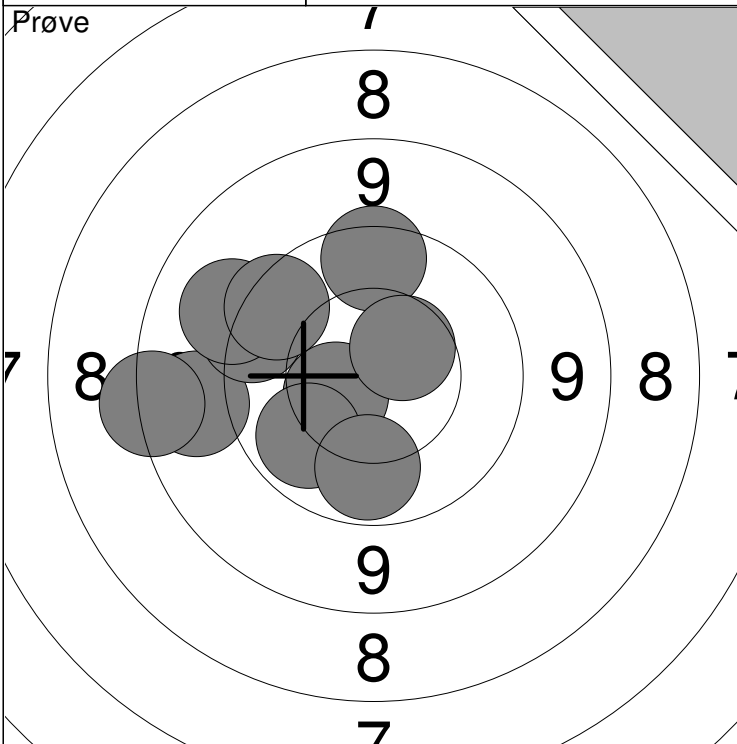
Skive
1

Kaj Mørk

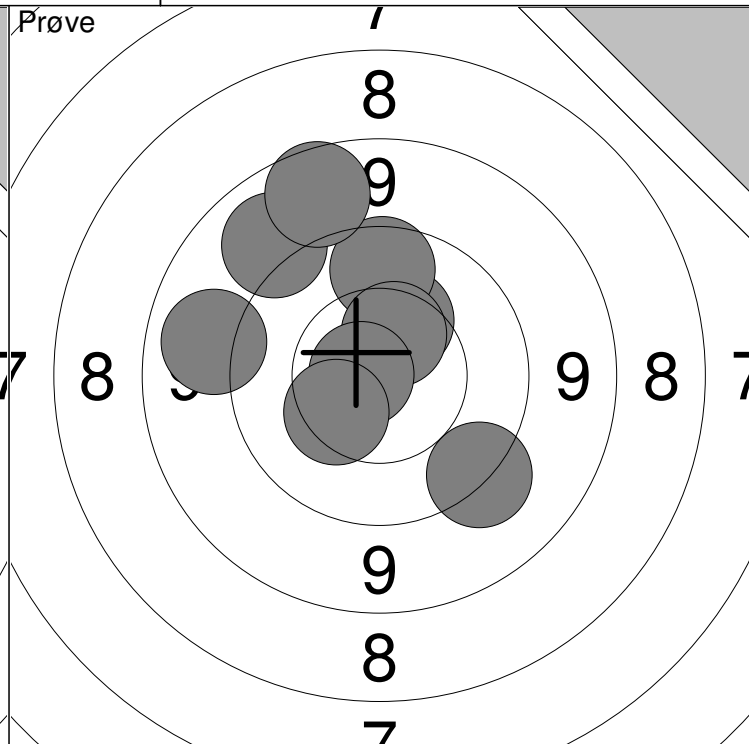
Vester Hassing Skf.

MJ2

Prøve



Prøve



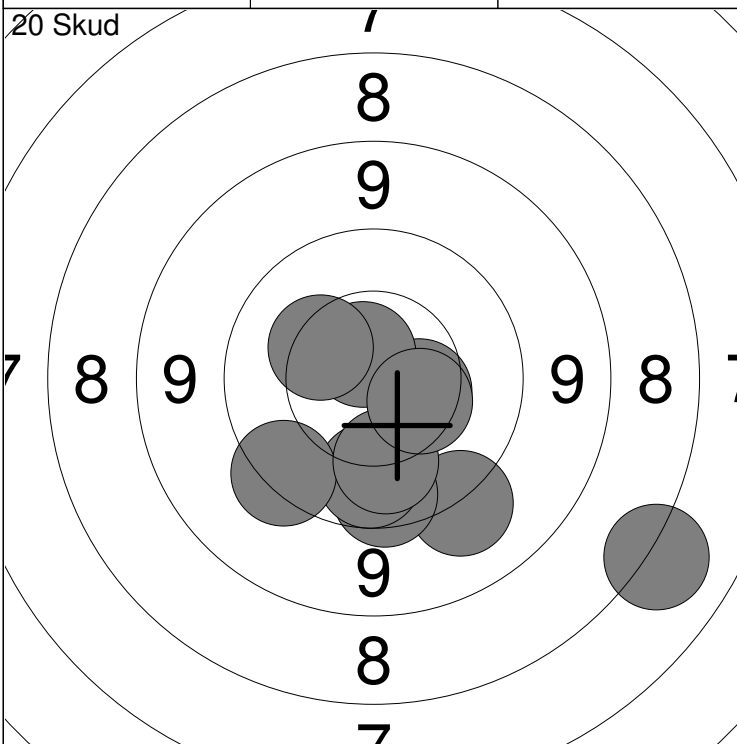
1: 10.5	←	6: 10.0	↓
2: 9.0	←	7: 9.3	↖
3: 9.6	↖	8: 9.7	↖
4: 8.5	←	9: 9.7	↑
5: 10.0	↙	10: 10.5	↗

Serie	93.0
Total	0.0

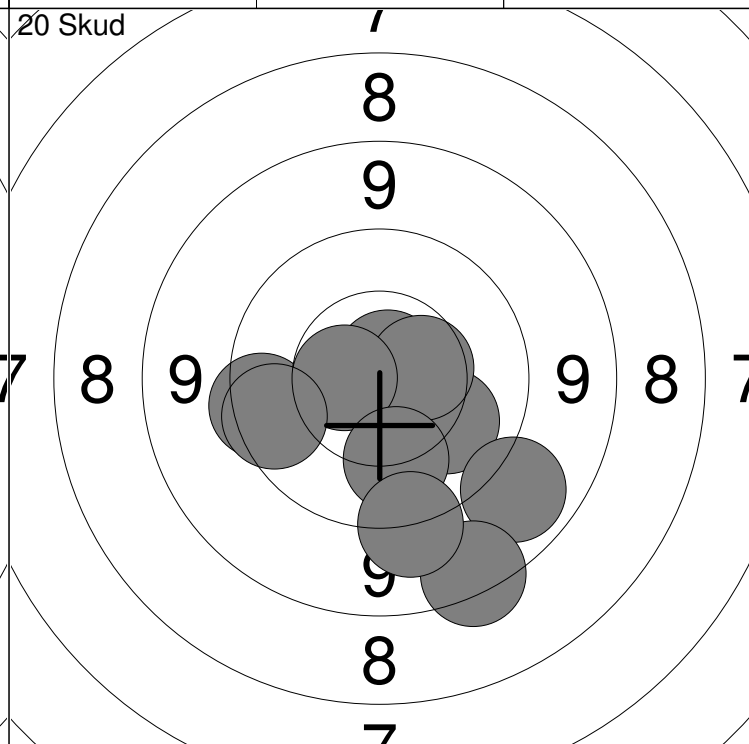
11: 10.3	↗	16: 9.1	←
12: 9.8	↑	17: 8.9	↗
13: 9.1	↖	18: *10.8	←
14: 10.5	↗	19: 10.4	↙
15: 9.5	↘		

Serie	84.0
Total	0.0

20 Skud



20 Skud



1: 9.3	↘	6: 10.5	↗
2: 9.7	↓	7: *10.7	↗
3: 7.2	↘	8: 10.1	↓
4: 9.9	↓	9: 10.3	↗
5: 9.6	↙	10: 10.4	↘

Serie	93.0
Total	93.0

11: 10.1	↘	16: *10.6	←
12: *10.8	↗	17: 8.6	↓
13: 9.7	←	18: 10.1	↓
14: 9.1	↘	19: 9.8	←
15: 10.5	→	20: 9.4	↓

Serie	94.0
Total	187.0

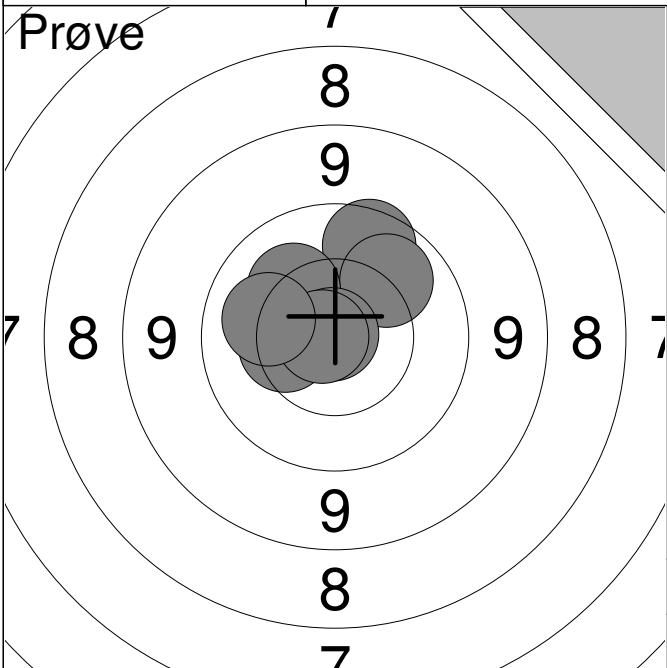
Hold
16

Skive
2

Kasper Schultz

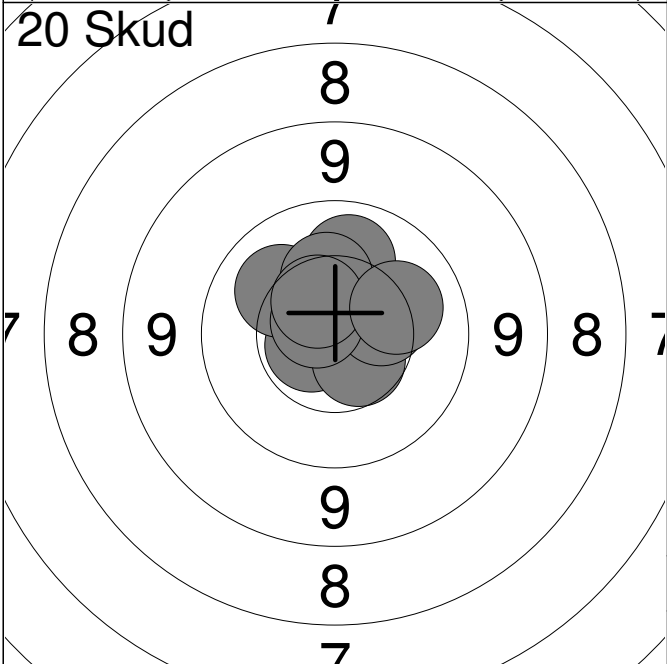
Vester Hassing Skf.

BK2



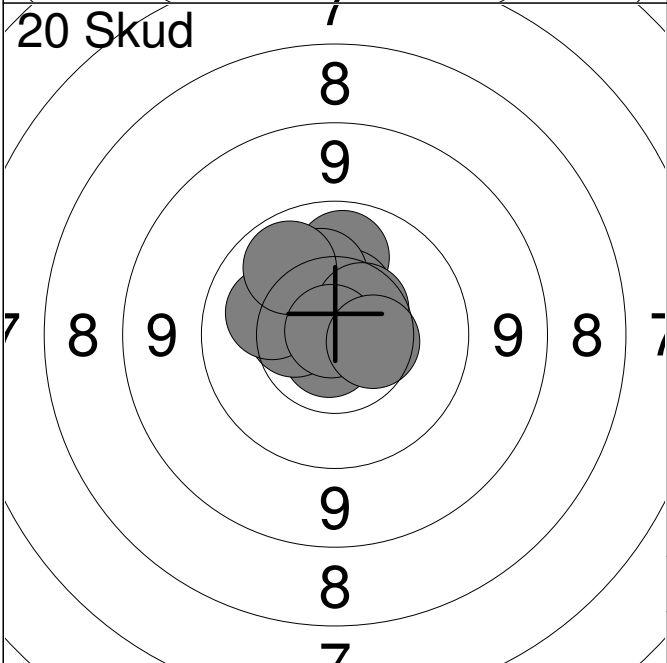
1:	9.8	↗
2:	10.1	↗
3:	10.2	↗
4:	*10.9	↗
5:	10.4	↖
6:	*10.8	↖
7:	10.2	↖

Serie	69.0
Total	0.0



1:	*10.6	↖
2:	10.2	↗
3:	*10.7	↗
4:	10.5	↘
5:	10.4	↗
6:	*10.7	↗
7:	10.1	↗
8:	10.3	↗
9:	10.5	↗
10:	10.2	↗

Serie	100.0
Total	100.0



11:	10.0	↗
12:	*10.7	↘
13:	10.5	↖
14:	10.5	↗
15:	10.2	↖
16:	10.2	↗
17:	10.0	↗
18:	10.5	↗
19:	*10.9	↗
20:	10.5	↗

Serie	100.0
Total	200.0

Hold
16

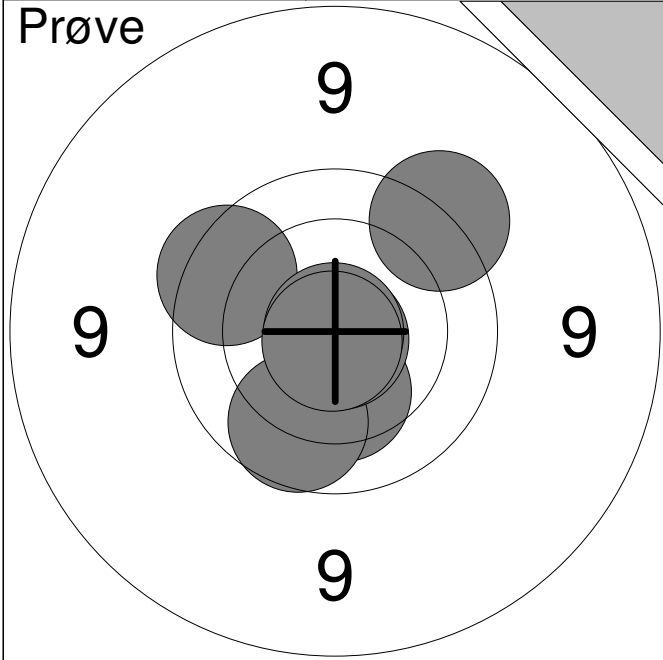
Skive
3

Magnus Dahl

Vester Hassing Skf.

MB2

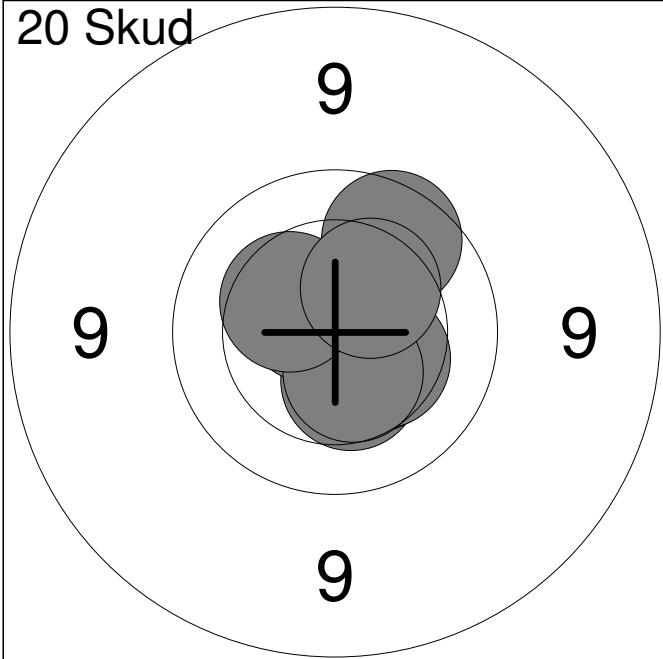
Prøve



1:	9.8	↗
2:	10.3	↓
3:	9.9	↘
4:	*10.8	↘
5:	*10.9	↙
6:	9.6	↗
7:	*10.8	↘

Serie	67.0
Total	0.0

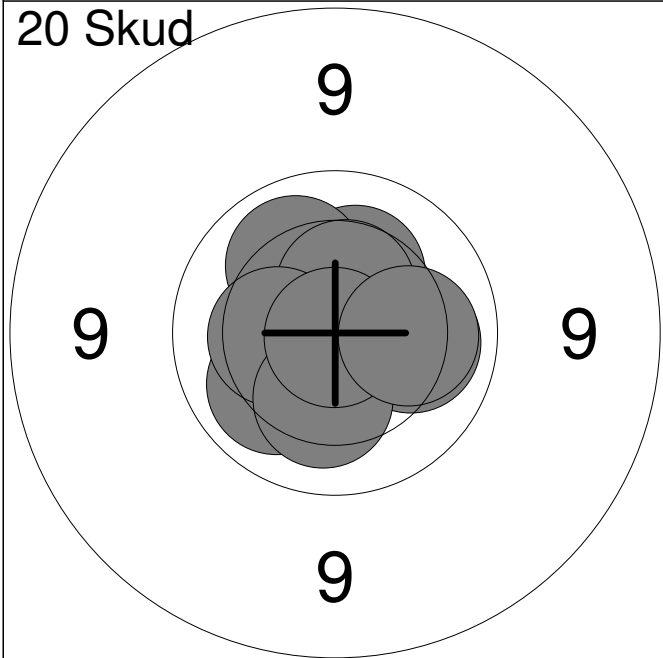
20 Skud



1:	*10.8	↗
2:	10.5	↘
3:	10.4	↘
4:	*10.6	↗
5:	10.4	↘
6:	10.4	↘
7:	10.5	↘
8:	10.4	↗
9:	9.9	↗
10:	10.3	↗

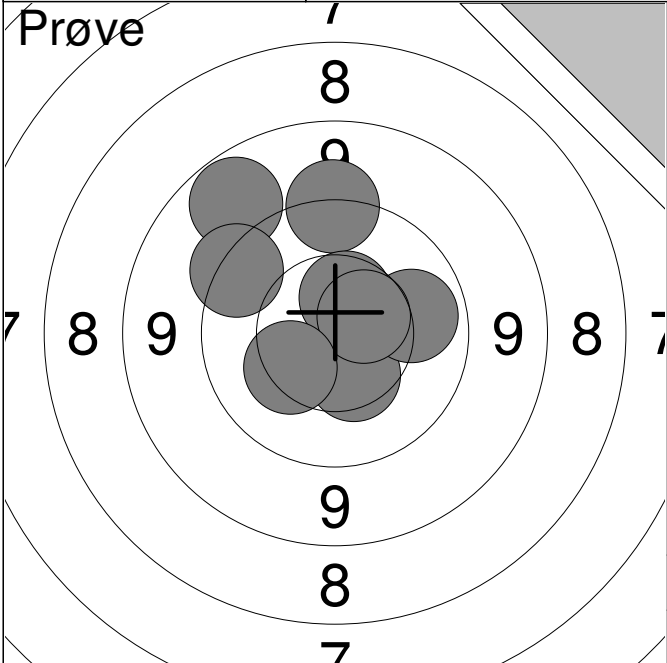
Serie	99.0
Total	99.0

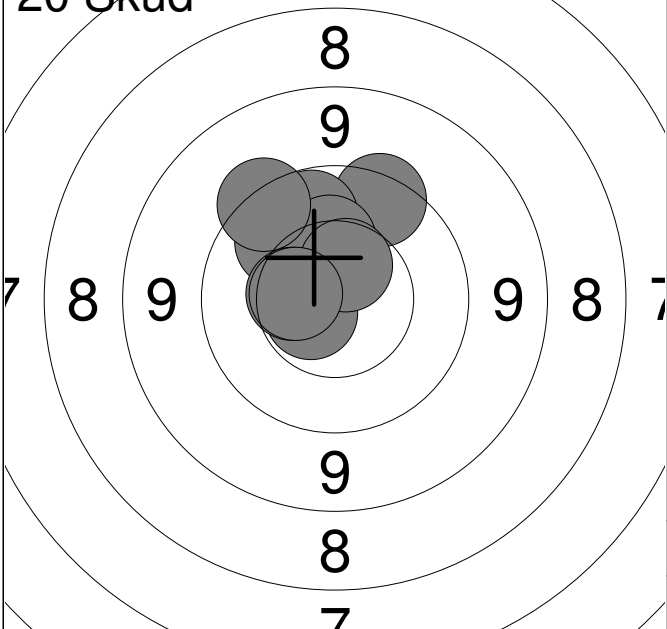
20 Skud

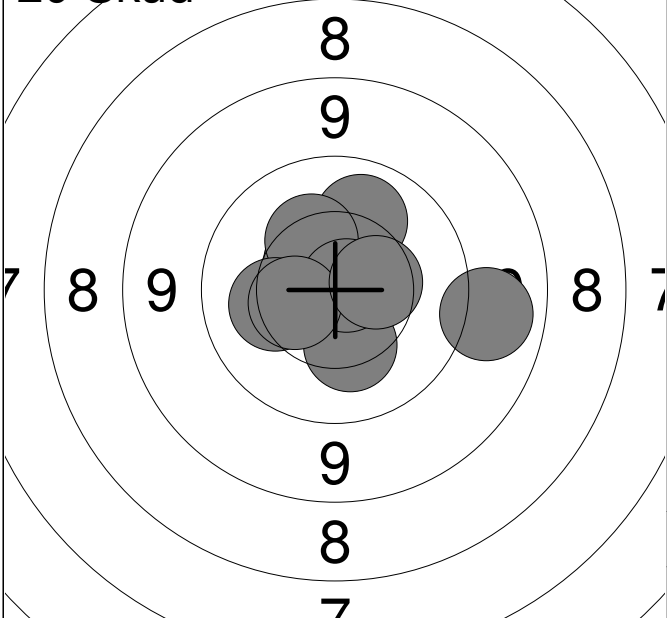


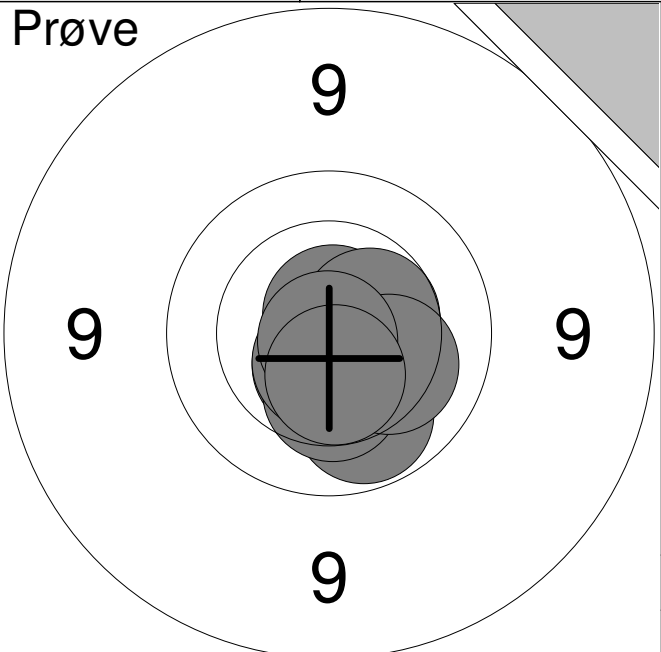
11:	10.3	↗
12:	10.1	↙
13:	*10.5	↗
14:	10.1	↗
15:	10.5	↗
16:	10.1	→
17:	10.3	←
18:	10.2	↘
19:	*10.9	↘
20:	10.2	→

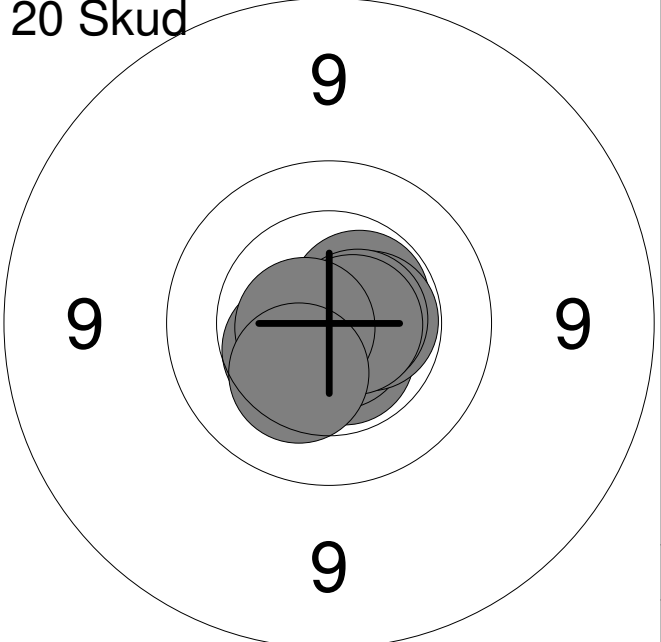
Serie	100.0
Total	199.0

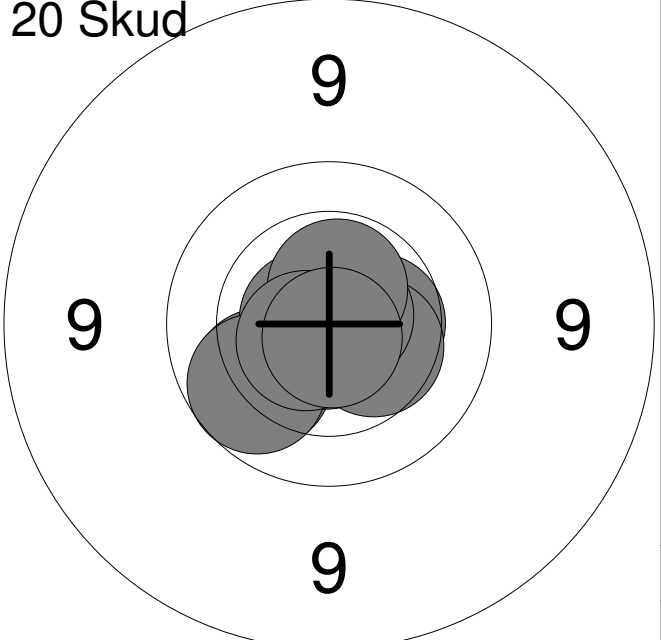
Prøve 	<table style="width:100%; border-collapse: collapse;"> <tr><td style="width:10%;">1:</td><td style="width:20%;">9.4</td><td style="width:10%; text-align: right;">↑</td></tr> <tr><td>2:</td><td>10.5</td><td style="text-align: right;">↑</td></tr> <tr><td>3:</td><td>9.0</td><td style="text-align: right;">↗</td></tr> <tr><td>4:</td><td>10.4</td><td style="text-align: right;">↓</td></tr> <tr><td>5:</td><td>10.0</td><td style="text-align: right;">→</td></tr> <tr><td>6:</td><td>10.6</td><td style="text-align: right;">↗</td></tr> <tr><td>7:</td><td>9.6</td><td style="text-align: right;">↗</td></tr> <tr><td>8:</td><td>10.3</td><td style="text-align: right;">↙</td></tr> </table>	1:	9.4	↑	2:	10.5	↑	3:	9.0	↗	4:	10.4	↓	5:	10.0	→	6:	10.6	↗	7:	9.6	↗	8:	10.3	↙
1:	9.4	↑																							
2:	10.5	↑																							
3:	9.0	↗																							
4:	10.4	↓																							
5:	10.0	→																							
6:	10.6	↗																							
7:	9.6	↗																							
8:	10.3	↙																							
	Serie 77.0																								
	Total 0.0																								

20 Skud 	<table style="width:100%; border-collapse: collapse;"> <tr><td style="width:10%;">1:</td><td style="width:20%;">10.0</td><td style="width:10%; text-align: right;">↗</td></tr> <tr><td>2:</td><td>9.7</td><td style="text-align: right;">↑</td></tr> <tr><td>3:</td><td>*10.6</td><td style="text-align: right;">↗</td></tr> <tr><td>4:</td><td>*10.6</td><td style="text-align: right;">↙</td></tr> <tr><td>5:</td><td>10.0</td><td style="text-align: right;">↑</td></tr> <tr><td>6:</td><td>10.3</td><td style="text-align: right;">↑</td></tr> <tr><td>7:</td><td>10.5</td><td style="text-align: right;">↑</td></tr> <tr><td>8:</td><td>10.5</td><td style="text-align: right;">←</td></tr> <tr><td>9:</td><td>10.5</td><td style="text-align: right;">←</td></tr> <tr><td>10:</td><td>9.5</td><td style="text-align: right;">↗</td></tr> </table>	1:	10.0	↗	2:	9.7	↑	3:	*10.6	↗	4:	*10.6	↙	5:	10.0	↑	6:	10.3	↑	7:	10.5	↑	8:	10.5	←	9:	10.5	←	10:	9.5	↗
1:	10.0	↗																													
2:	9.7	↑																													
3:	*10.6	↗																													
4:	*10.6	↙																													
5:	10.0	↑																													
6:	10.3	↑																													
7:	10.5	↑																													
8:	10.5	←																													
9:	10.5	←																													
10:	9.5	↗																													
	Serie 98.0																														
	Total 98.0																														

20 Skud 	<table style="width:100%; border-collapse: collapse;"> <tr><td style="width:10%;">11:</td><td style="width:20%;">*10.7</td><td style="width:10%; text-align: right;">↘</td></tr> <tr><td>12:</td><td>10.1</td><td style="text-align: right;">↑</td></tr> <tr><td>13:</td><td>10.3</td><td style="text-align: right;">↘</td></tr> <tr><td>14:</td><td>10.5</td><td style="text-align: right;">↗</td></tr> <tr><td>15:</td><td>10.3</td><td style="text-align: right;">↗</td></tr> <tr><td>16:</td><td>9.1</td><td style="text-align: right;">→</td></tr> <tr><td>17:</td><td>*10.8</td><td style="text-align: right;">↗</td></tr> <tr><td>18:</td><td>10.2</td><td style="text-align: right;">←</td></tr> <tr><td>19:</td><td>10.5</td><td style="text-align: right;">←</td></tr> <tr><td>20:</td><td>10.5</td><td style="text-align: right;">→</td></tr> </table>	11:	*10.7	↘	12:	10.1	↑	13:	10.3	↘	14:	10.5	↗	15:	10.3	↗	16:	9.1	→	17:	*10.8	↗	18:	10.2	←	19:	10.5	←	20:	10.5	→
11:	*10.7	↘																													
12:	10.1	↑																													
13:	10.3	↘																													
14:	10.5	↗																													
15:	10.3	↗																													
16:	9.1	→																													
17:	*10.8	↗																													
18:	10.2	←																													
19:	10.5	←																													
20:	10.5	→																													
	Serie 99.0																														
	Total 197.0																														

<p>Prøve</p> 	<table style="width:100%; border-collapse: collapse;"> <tr><td style="width:5%;">1:</td><td style="width:15%;">*10.7</td><td style="width:10%; text-align: center;">↑</td></tr> <tr><td>2:</td><td>10.0</td><td style="text-align: center;">↓</td></tr> <tr><td>3:</td><td>*10.6</td><td style="text-align: center;">↓</td></tr> <tr><td>4:</td><td>10.3</td><td style="text-align: center;">↓</td></tr> <tr><td>5:</td><td>*10.6</td><td style="text-align: center;">↓</td></tr> <tr><td>6:</td><td>10.5</td><td style="text-align: center;">→</td></tr> <tr><td>7:</td><td>10.2</td><td style="text-align: center;">→</td></tr> <tr><td>8:</td><td>*10.9</td><td style="text-align: center;">↓</td></tr> <tr><td>9:</td><td>*10.5</td><td style="text-align: center;">↓</td></tr> <tr><td colspan="2">Serie</td><td style="text-align: right;">90.0</td></tr> <tr><td colspan="2">Total</td><td style="text-align: right;">0.0</td></tr> </table>	1:	*10.7	↑	2:	10.0	↓	3:	*10.6	↓	4:	10.3	↓	5:	*10.6	↓	6:	10.5	→	7:	10.2	→	8:	*10.9	↓	9:	*10.5	↓	Serie		90.0	Total		0.0
1:	*10.7	↑																																
2:	10.0	↓																																
3:	*10.6	↓																																
4:	10.3	↓																																
5:	*10.6	↓																																
6:	10.5	→																																
7:	10.2	→																																
8:	*10.9	↓																																
9:	*10.5	↓																																
Serie		90.0																																
Total		0.0																																

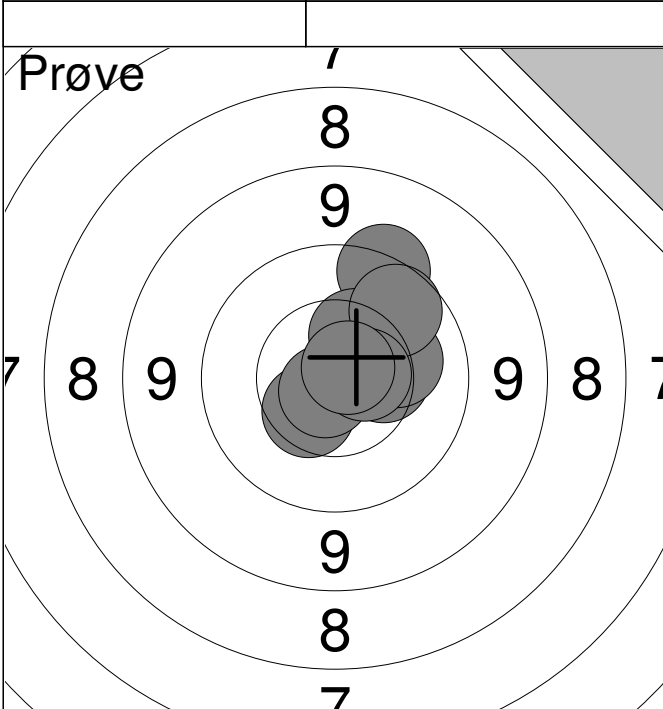
<p>20 Skud</p> 	<table style="width:100%; border-collapse: collapse;"> <tr><td style="width:5%;">1:</td><td style="width:15%;">*10.6</td><td style="width:10%; text-align: center;">↓</td></tr> <tr><td>2:</td><td>*10.8</td><td style="text-align: center;">↓</td></tr> <tr><td>3:</td><td>*10.5</td><td style="text-align: center;">↗</td></tr> <tr><td>4:</td><td>*10.5</td><td style="text-align: center;">→</td></tr> <tr><td>5:</td><td>*10.6</td><td style="text-align: center;">→</td></tr> <tr><td>6:</td><td>*10.5</td><td style="text-align: center;">↖</td></tr> <tr><td>7:</td><td>*10.7</td><td style="text-align: center;">→</td></tr> <tr><td>8:</td><td>10.5</td><td style="text-align: center;">↖</td></tr> <tr><td>9:</td><td>*10.7</td><td style="text-align: center;">←</td></tr> <tr><td>10:</td><td>10.3</td><td style="text-align: center;">↙</td></tr> <tr><td colspan="2">Serie</td><td style="text-align: right;">100.0</td></tr> <tr><td colspan="2">Total</td><td style="text-align: right;">100.0</td></tr> </table>	1:	*10.6	↓	2:	*10.8	↓	3:	*10.5	↗	4:	*10.5	→	5:	*10.6	→	6:	*10.5	↖	7:	*10.7	→	8:	10.5	↖	9:	*10.7	←	10:	10.3	↙	Serie		100.0	Total		100.0
1:	*10.6	↓																																			
2:	*10.8	↓																																			
3:	*10.5	↗																																			
4:	*10.5	→																																			
5:	*10.6	→																																			
6:	*10.5	↖																																			
7:	*10.7	→																																			
8:	10.5	↖																																			
9:	*10.7	←																																			
10:	10.3	↙																																			
Serie		100.0																																			
Total		100.0																																			

<p>20 Skud</p> 	<table style="width:100%; border-collapse: collapse;"> <tr><td style="width:5%;">11:</td><td style="width:15%;">10.0</td><td style="width:10%; text-align: center;">↖</td></tr> <tr><td>12:</td><td>10.5</td><td style="text-align: center;">→</td></tr> <tr><td>13:</td><td>*10.8</td><td style="text-align: center;">↓</td></tr> <tr><td>14:</td><td>10.4</td><td style="text-align: center;">↘</td></tr> <tr><td>15:</td><td>*10.8</td><td style="text-align: center;">↗</td></tr> <tr><td>16:</td><td>*10.7</td><td style="text-align: center;">←</td></tr> <tr><td>17:</td><td>9.9</td><td style="text-align: center;">↖</td></tr> <tr><td>18:</td><td>*10.6</td><td style="text-align: center;">↑</td></tr> <tr><td>19:</td><td>*10.6</td><td style="text-align: center;">↖</td></tr> <tr><td>20:</td><td>*10.8</td><td style="text-align: center;">↓</td></tr> <tr><td colspan="2">Serie</td><td style="text-align: right;">99.0</td></tr> <tr><td colspan="2">Total</td><td style="text-align: right;">199.0</td></tr> </table>	11:	10.0	↖	12:	10.5	→	13:	*10.8	↓	14:	10.4	↘	15:	*10.8	↗	16:	*10.7	←	17:	9.9	↖	18:	*10.6	↑	19:	*10.6	↖	20:	*10.8	↓	Serie		99.0	Total		199.0
11:	10.0	↖																																			
12:	10.5	→																																			
13:	*10.8	↓																																			
14:	10.4	↘																																			
15:	*10.8	↗																																			
16:	*10.7	←																																			
17:	9.9	↖																																			
18:	*10.6	↑																																			
19:	*10.6	↖																																			
20:	*10.8	↓																																			
Serie		99.0																																			
Total		199.0																																			

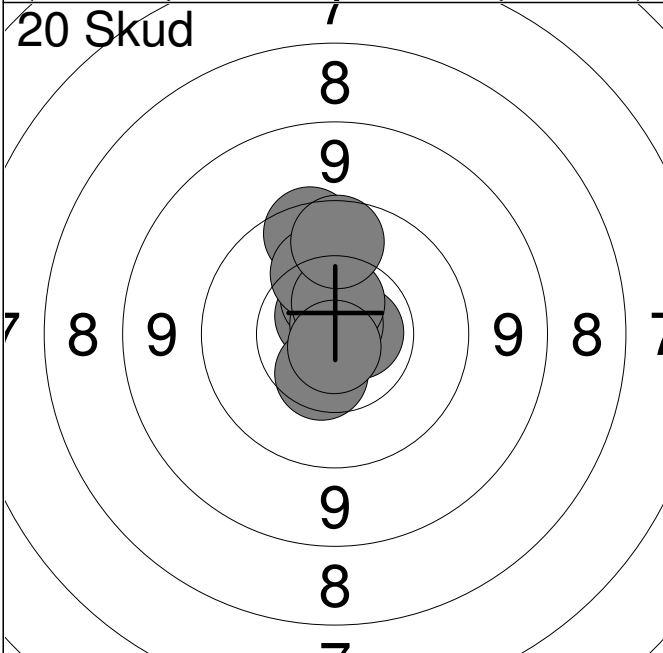
<p>Prøve</p>	<table style="width:100%; border-collapse: collapse;"> <tr><td style="width:10%;">1:</td><td style="width:15%;">10.1</td><td style="width:10%; text-align: right;">→</td></tr> <tr><td>2:</td><td>*10.6</td><td style="text-align: right;">→</td></tr> <tr><td>3:</td><td>9.8</td><td style="text-align: right;">↗</td></tr> <tr><td>4:</td><td>10.2</td><td style="text-align: right;">↗</td></tr> <tr><td>5:</td><td>9.9</td><td style="text-align: right;">↗</td></tr> <tr><td>6:</td><td>10.5</td><td style="text-align: right;">↑</td></tr> <tr><td>7:</td><td>10.4</td><td style="text-align: right;">↗</td></tr> <tr><td>8:</td><td>*10.6</td><td style="text-align: right;">↘</td></tr> <tr><td>9:</td><td>10.5</td><td style="text-align: right;">↗</td></tr> <tr><td colspan="2">Serie</td><td style="text-align: right;">88.0</td></tr> <tr><td colspan="2">Total</td><td style="text-align: right;">0.0</td></tr> </table>	1:	10.1	→	2:	*10.6	→	3:	9.8	↗	4:	10.2	↗	5:	9.9	↗	6:	10.5	↑	7:	10.4	↗	8:	*10.6	↘	9:	10.5	↗	Serie		88.0	Total		0.0
1:	10.1	→																																
2:	*10.6	→																																
3:	9.8	↗																																
4:	10.2	↗																																
5:	9.9	↗																																
6:	10.5	↑																																
7:	10.4	↗																																
8:	*10.6	↘																																
9:	10.5	↗																																
Serie		88.0																																
Total		0.0																																

<p>20 Skud</p>	<table style="width:100%; border-collapse: collapse;"> <tr><td style="width:10%;">1:</td><td style="width:15%;">10.2</td><td style="width:10%; text-align: right;">→</td></tr> <tr><td>2:</td><td>10.3</td><td style="text-align: right;">↖</td></tr> <tr><td>3:</td><td>10.6</td><td style="text-align: right;">↖</td></tr> <tr><td>4:</td><td>*10.7</td><td style="text-align: right;">→</td></tr> <tr><td>5:</td><td>*10.6</td><td style="text-align: right;">↖</td></tr> <tr><td>6:</td><td>10.5</td><td style="text-align: right;">↓</td></tr> <tr><td>7:</td><td>10.4</td><td style="text-align: right;">←</td></tr> <tr><td>8:</td><td>*10.6</td><td style="text-align: right;">↓</td></tr> <tr><td>9:</td><td>10.5</td><td style="text-align: right;">↖</td></tr> <tr><td>10:</td><td>*10.7</td><td style="text-align: right;">↓</td></tr> <tr><td colspan="2">Serie</td><td style="text-align: right;">100.0</td></tr> <tr><td colspan="2">Total</td><td style="text-align: right;">100.0</td></tr> </table>	1:	10.2	→	2:	10.3	↖	3:	10.6	↖	4:	*10.7	→	5:	*10.6	↖	6:	10.5	↓	7:	10.4	←	8:	*10.6	↓	9:	10.5	↖	10:	*10.7	↓	Serie		100.0	Total		100.0
1:	10.2	→																																			
2:	10.3	↖																																			
3:	10.6	↖																																			
4:	*10.7	→																																			
5:	*10.6	↖																																			
6:	10.5	↓																																			
7:	10.4	←																																			
8:	*10.6	↓																																			
9:	10.5	↖																																			
10:	*10.7	↓																																			
Serie		100.0																																			
Total		100.0																																			

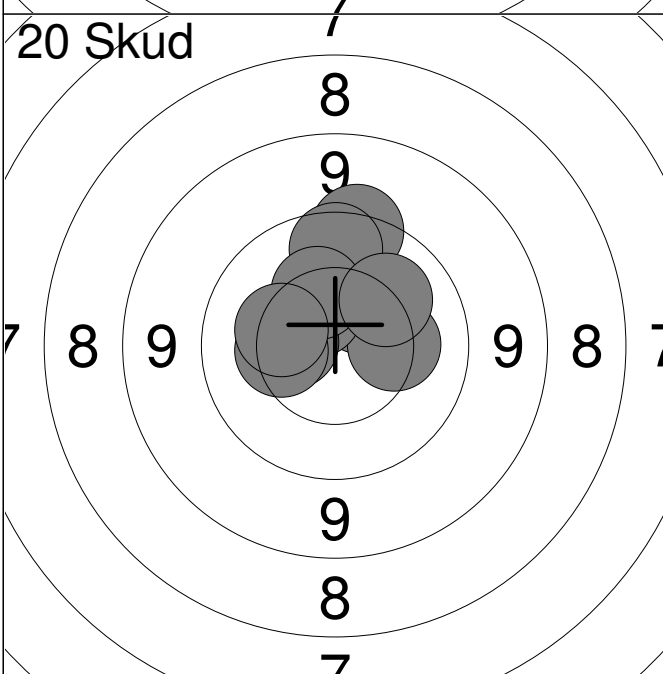
<p>20 Skud</p>	<table style="width:100%; border-collapse: collapse;"> <tr><td style="width:10%;">11:</td><td style="width:15%;">10.4</td><td style="width:10%; text-align: right;">←</td></tr> <tr><td>12:</td><td>*10.7</td><td style="text-align: right;">↑</td></tr> <tr><td>13:</td><td>9.8</td><td style="text-align: right;">↖</td></tr> <tr><td>14:</td><td>9.2</td><td style="text-align: right;">←</td></tr> <tr><td>15:</td><td>10.6</td><td style="text-align: right;">↖</td></tr> <tr><td>16:</td><td>9.9</td><td style="text-align: right;">↖</td></tr> <tr><td>17:</td><td>10.1</td><td style="text-align: right;">←</td></tr> <tr><td>18:</td><td>*10.8</td><td style="text-align: right;">↖</td></tr> <tr><td>19:</td><td>10.1</td><td style="text-align: right;">↓</td></tr> <tr><td>20:</td><td>*10.6</td><td style="text-align: right;">↓</td></tr> <tr><td colspan="2">Serie</td><td style="text-align: right;">97.0</td></tr> <tr><td colspan="2">Total</td><td style="text-align: right;">197.0</td></tr> </table>	11:	10.4	←	12:	*10.7	↑	13:	9.8	↖	14:	9.2	←	15:	10.6	↖	16:	9.9	↖	17:	10.1	←	18:	*10.8	↖	19:	10.1	↓	20:	*10.6	↓	Serie		97.0	Total		197.0
11:	10.4	←																																			
12:	*10.7	↑																																			
13:	9.8	↖																																			
14:	9.2	←																																			
15:	10.6	↖																																			
16:	9.9	↖																																			
17:	10.1	←																																			
18:	*10.8	↖																																			
19:	10.1	↓																																			
20:	*10.6	↓																																			
Serie		97.0																																			
Total		197.0																																			



1:	10.5	↗
2:	10.5	↘
3:	9.6	↗
4:	10.4	→
5:	*10.8	↘
6:	10.2	→
7:	10.4	↗
8:	9.9	↗
9:	*10.6	→
10:	*10.8	↗
Serie		98.0
Total		0.0



1:	*10.7	↖
2:	*10.7	→
3:	10.5	↗
4:	9.7	↗
5:	*10.8	↗
6:	10.2	↗
7:	10.5	↘
8:	10.6	↗
9:	9.9	↗
10:	*10.8	↘
Serie		98.0
Total		98.0

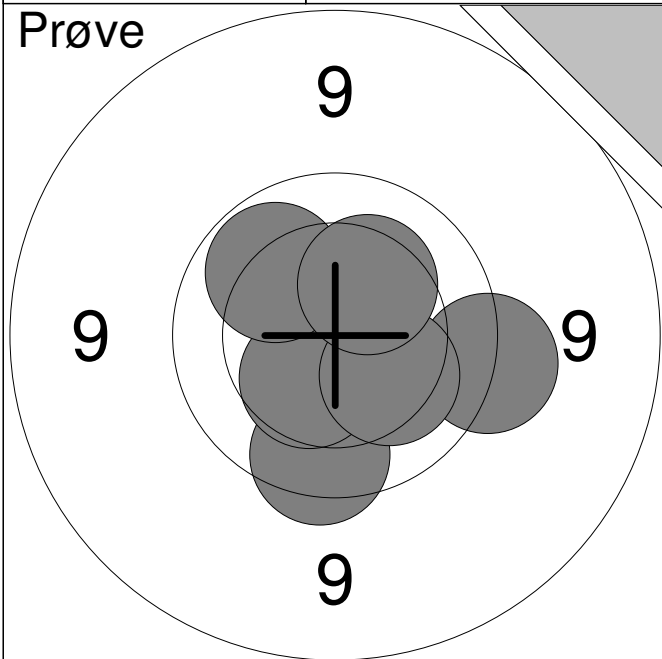


11:	10.4	↗
12:	10.3	→
13:	9.6	↗
14:	9.8	↗
15:	10.5	↗
16:	10.5	↖
17:	10.3	↗
18:	10.3	↖
19:	10.2	↗
20:	10.3	↖
Serie		98.0
Total		196.0

Hold
16Skive
8**Christian Bagger**

Vilsted Skf.

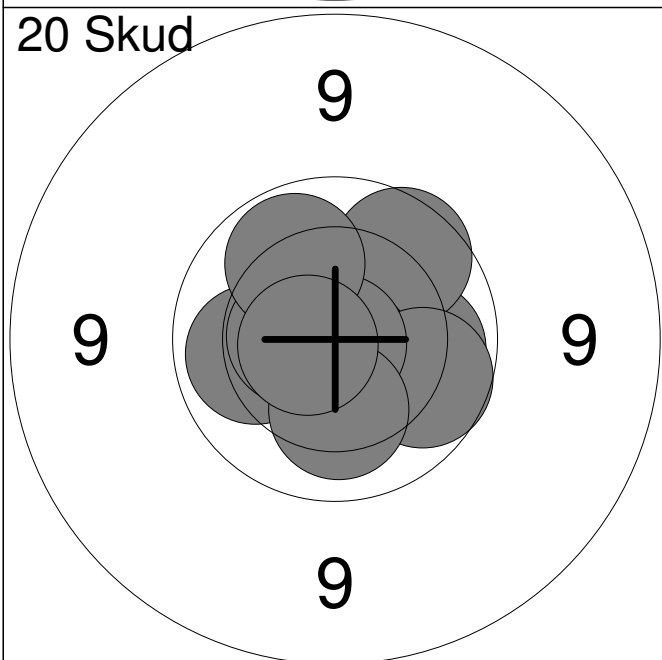
BK2

Prøve

1:	9.6	→
2:	9.8	↓
3:	10.4	↙
4:	10.2	↓
5:	10.0	↗
6:	10.3	↗

Serie 58.0

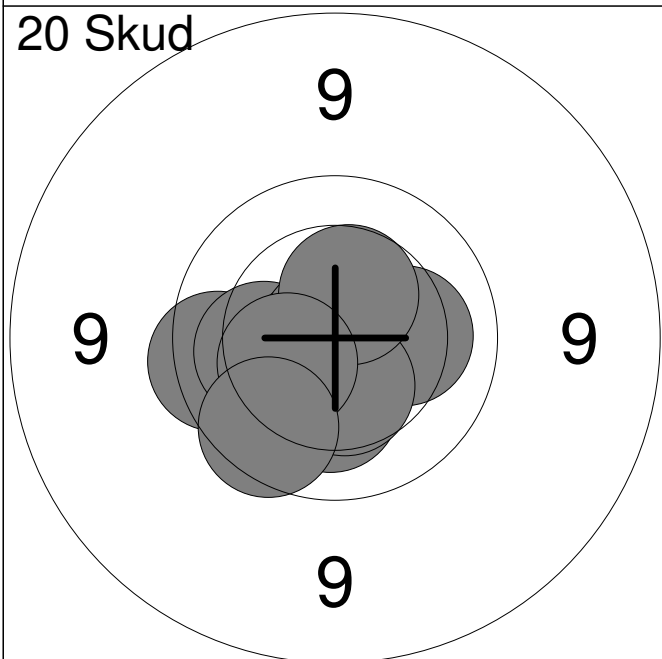
Total 0.0

20 Skud

1:	10.1	→
2:	9.9	↗
3:	*10.7	↓
4:	10.1	←
5:	9.9	↓
6:	*10.5	←
7:	*10.9	↓
8:	10.0	↗
9:	10.2	↓
10:	*10.6	←

Serie 98.0

Total 98.0

20 Skud

11:	9.8	←
12:	10.2	←
13:	*10.7	←
14:	10.2	→
15:	*10.9	↗
16:	10.3	↓
17:	10.4	↓
18:	10.5	↗
19:	10.4	←
20:	9.8	↙

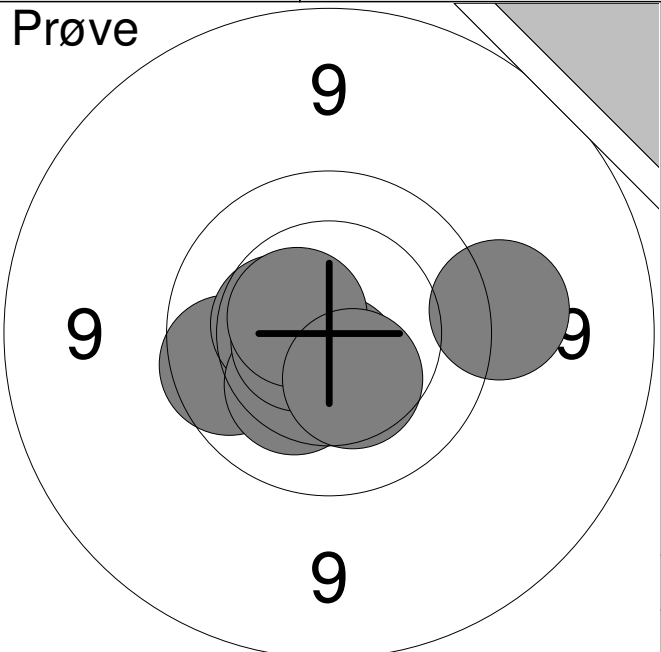
Serie 98.0

Total 196.0

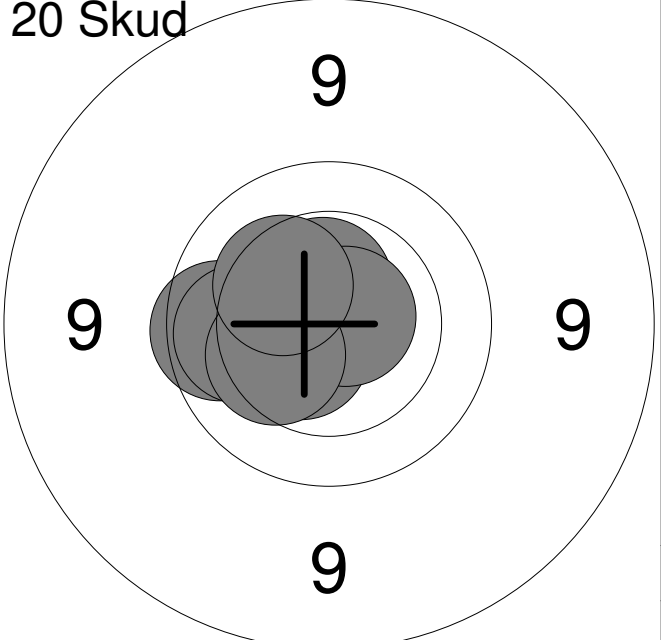
<p>Prøve</p>	<table style="width:100%; border-collapse: collapse;"> <tr><td style="width:5%;">1:</td><td style="width:15%;">10.2</td><td style="width:10%; text-align: center;">↙</td></tr> <tr><td>2:</td><td>10.2</td><td style="text-align: center;">↖</td></tr> <tr><td>3:</td><td>10.4</td><td style="text-align: center;">↗</td></tr> <tr><td>4:</td><td>10.4</td><td style="text-align: center;">↑</td></tr> <tr><td>5:</td><td>10.5</td><td style="text-align: center;">↑</td></tr> <tr><td>6:</td><td>9.9</td><td style="text-align: center;">↓</td></tr> <tr><td>7:</td><td>10.5</td><td style="text-align: center;">↙</td></tr> <tr><td>8:</td><td>*10.5</td><td style="text-align: center;">↙</td></tr> <tr><td>9:</td><td>10.4</td><td style="text-align: center;">↑</td></tr> <tr><td>10:</td><td>*10.6</td><td style="text-align: center;">↗</td></tr> </table>	1:	10.2	↙	2:	10.2	↖	3:	10.4	↗	4:	10.4	↑	5:	10.5	↑	6:	9.9	↓	7:	10.5	↙	8:	*10.5	↙	9:	10.4	↑	10:	*10.6	↗
1:	10.2	↙																													
2:	10.2	↖																													
3:	10.4	↗																													
4:	10.4	↑																													
5:	10.5	↑																													
6:	9.9	↓																													
7:	10.5	↙																													
8:	*10.5	↙																													
9:	10.4	↑																													
10:	*10.6	↗																													
<table style="width:100%; border-collapse: collapse;"> <tr> <td style="width:5%;">Serie</td> <td style="width:15%;"></td> <td style="width:10%; text-align: right;">99.0</td> </tr> <tr> <td>Total</td> <td></td> <td style="text-align: right;">0.0</td> </tr> </table>		Serie		99.0	Total		0.0																								
Serie		99.0																													
Total		0.0																													

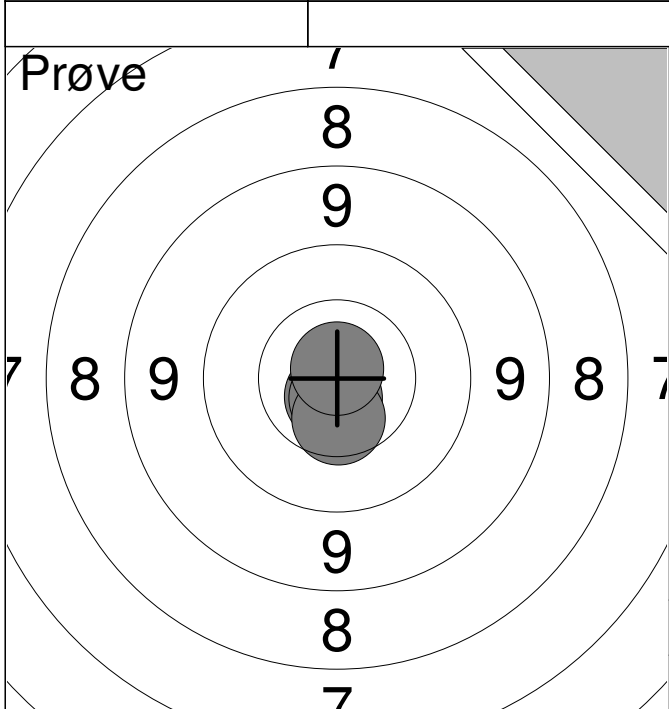
<p>20 Skud</p>	<table style="width:100%; border-collapse: collapse;"> <tr><td style="width:5%;">1:</td><td style="width:15%;">*10.7</td><td style="width:10%; text-align: center;">↗</td></tr> <tr><td>2:</td><td>10.3</td><td style="text-align: center;">↗</td></tr> <tr><td>3:</td><td>10.0</td><td style="text-align: center;">↓</td></tr> <tr><td>4:</td><td>10.3</td><td style="text-align: center;">↓</td></tr> <tr><td>5:</td><td>*10.6</td><td style="text-align: center;">→</td></tr> <tr><td>6:</td><td>*10.8</td><td style="text-align: center;">↙</td></tr> <tr><td>7:</td><td>10.3</td><td style="text-align: center;">↗</td></tr> <tr><td>8:</td><td>10.1</td><td style="text-align: center;">→</td></tr> <tr><td>9:</td><td>10.4</td><td style="text-align: center;">→</td></tr> <tr><td>10:</td><td>10.2</td><td style="text-align: center;">↗</td></tr> </table>	1:	*10.7	↗	2:	10.3	↗	3:	10.0	↓	4:	10.3	↓	5:	*10.6	→	6:	*10.8	↙	7:	10.3	↗	8:	10.1	→	9:	10.4	→	10:	10.2	↗
1:	*10.7	↗																													
2:	10.3	↗																													
3:	10.0	↓																													
4:	10.3	↓																													
5:	*10.6	→																													
6:	*10.8	↙																													
7:	10.3	↗																													
8:	10.1	→																													
9:	10.4	→																													
10:	10.2	↗																													
<table style="width:100%; border-collapse: collapse;"> <tr> <td style="width:5%;">Serie</td> <td style="width:15%;"></td> <td style="width:10%; text-align: right;">100.0</td> </tr> <tr> <td>Total</td> <td></td> <td style="text-align: right;">100.0</td> </tr> </table>		Serie		100.0	Total		100.0																								
Serie		100.0																													
Total		100.0																													

<p>20 Skud</p>	<table style="width:100%; border-collapse: collapse;"> <tr><td style="width:5%;">11:</td><td style="width:15%;">9.4</td><td style="width:10%; text-align: center;">↓</td></tr> <tr><td>12:</td><td>9.8</td><td style="text-align: center;">↑</td></tr> <tr><td>13:</td><td>*10.8</td><td style="text-align: center;">↑</td></tr> <tr><td>14:</td><td>*10.8</td><td style="text-align: center;">↗</td></tr> <tr><td>15:</td><td>*10.7</td><td style="text-align: center;">↗</td></tr> <tr><td>16:</td><td>*10.6</td><td style="text-align: center;">↙</td></tr> <tr><td>17:</td><td>*10.6</td><td style="text-align: center;">↑</td></tr> <tr><td>18:</td><td>9.9</td><td style="text-align: center;">→</td></tr> <tr><td>19:</td><td>10.0</td><td style="text-align: center;">↓</td></tr> <tr><td>20:</td><td>10.1</td><td style="text-align: center;">↙</td></tr> </table>	11:	9.4	↓	12:	9.8	↑	13:	*10.8	↑	14:	*10.8	↗	15:	*10.7	↗	16:	*10.6	↙	17:	*10.6	↑	18:	9.9	→	19:	10.0	↓	20:	10.1	↙
11:	9.4	↓																													
12:	9.8	↑																													
13:	*10.8	↑																													
14:	*10.8	↗																													
15:	*10.7	↗																													
16:	*10.6	↙																													
17:	*10.6	↑																													
18:	9.9	→																													
19:	10.0	↓																													
20:	10.1	↙																													
<table style="width:100%; border-collapse: collapse;"> <tr> <td style="width:5%;">Serie</td> <td style="width:15%;"></td> <td style="width:10%; text-align: right;">97.0</td> </tr> <tr> <td>Total</td> <td></td> <td style="text-align: right;">197.0</td> </tr> </table>		Serie		97.0	Total		197.0																								
Serie		97.0																													
Total		197.0																													

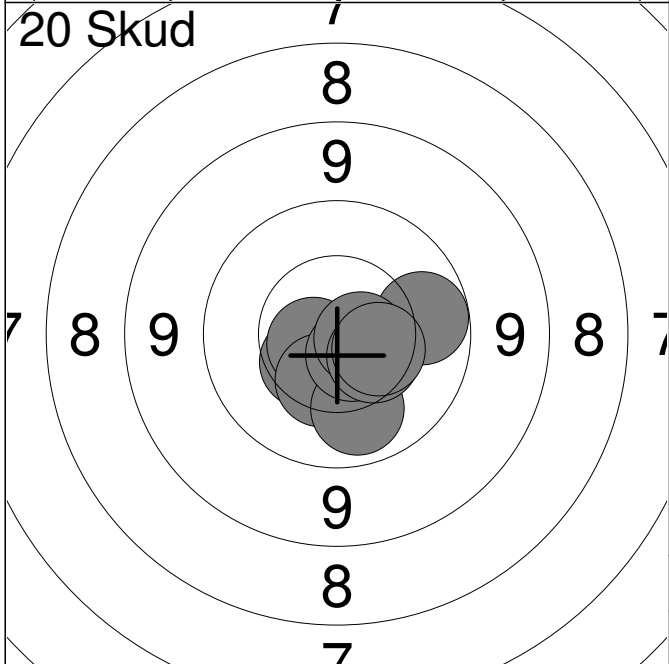
<p>Prøve</p> 	<table style="width:100%; border-collapse: collapse;"> <tr><td style="width:5%;">1:</td><td style="width:15%;">9.5</td><td style="width:10%; text-align: right;">→</td></tr> <tr><td>2:</td><td>9.9</td><td style="text-align: right;">←</td></tr> <tr><td>3:</td><td>*10.6</td><td style="text-align: right;">←</td></tr> <tr><td>4:</td><td>10.4</td><td style="text-align: right;">←</td></tr> <tr><td>5:</td><td>*10.6</td><td style="text-align: right;">↓</td></tr> <tr><td>6:</td><td>10.3</td><td style="text-align: right;">↘</td></tr> <tr><td>7:</td><td>*10.6</td><td style="text-align: right;">←</td></tr> <tr><td>8:</td><td>*10.6</td><td style="text-align: right;">↗</td></tr> <tr><td>9:</td><td>10.4</td><td style="text-align: right;">↓</td></tr> <tr><td colspan="2">Serie</td><td style="text-align: right;">88.0</td></tr> <tr><td colspan="2">Total</td><td style="text-align: right;">0.0</td></tr> </table>	1:	9.5	→	2:	9.9	←	3:	*10.6	←	4:	10.4	←	5:	*10.6	↓	6:	10.3	↘	7:	*10.6	←	8:	*10.6	↗	9:	10.4	↓	Serie		88.0	Total		0.0
1:	9.5	→																																
2:	9.9	←																																
3:	*10.6	←																																
4:	10.4	←																																
5:	*10.6	↓																																
6:	10.3	↘																																
7:	*10.6	←																																
8:	*10.6	↗																																
9:	10.4	↓																																
Serie		88.0																																
Total		0.0																																

<p>20 Skud</p> 	<table style="width:100%; border-collapse: collapse;"> <tr><td style="width:5%;">1:</td><td style="width:15%;">10.4</td><td style="width:10%; text-align: right;">↗</td></tr> <tr><td>2:</td><td>10.4</td><td style="text-align: right;">↘</td></tr> <tr><td>3:</td><td>*10.6</td><td style="text-align: right;">↗</td></tr> <tr><td>4:</td><td>*10.6</td><td style="text-align: right;">←</td></tr> <tr><td>5:</td><td>*10.7</td><td style="text-align: right;">↗</td></tr> <tr><td>6:</td><td>10.2</td><td style="text-align: right;">↗</td></tr> <tr><td>7:</td><td>*10.6</td><td style="text-align: right;">↗</td></tr> <tr><td>8:</td><td>*10.6</td><td style="text-align: right;">↗</td></tr> <tr><td>9:</td><td>*10.5</td><td style="text-align: right;">→</td></tr> <tr><td>10:</td><td>*10.6</td><td style="text-align: right;">↓</td></tr> <tr><td colspan="2">Serie</td><td style="text-align: right;">100.0</td></tr> <tr><td colspan="2">Total</td><td style="text-align: right;">100.0</td></tr> </table>	1:	10.4	↗	2:	10.4	↘	3:	*10.6	↗	4:	*10.6	←	5:	*10.7	↗	6:	10.2	↗	7:	*10.6	↗	8:	*10.6	↗	9:	*10.5	→	10:	*10.6	↓	Serie		100.0	Total		100.0
1:	10.4	↗																																			
2:	10.4	↘																																			
3:	*10.6	↗																																			
4:	*10.6	←																																			
5:	*10.7	↗																																			
6:	10.2	↗																																			
7:	*10.6	↗																																			
8:	*10.6	↗																																			
9:	*10.5	→																																			
10:	*10.6	↓																																			
Serie		100.0																																			
Total		100.0																																			

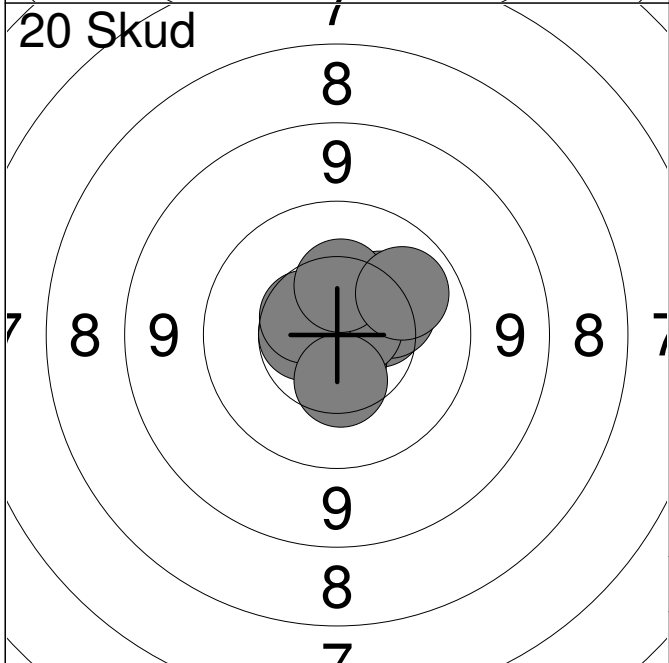
<p>20 Skud</p> 	<table style="width:100%; border-collapse: collapse;"> <tr><td style="width:5%;">11:</td><td style="width:15%;">*10.5</td><td style="width:10%; text-align: right;">↘</td></tr> <tr><td>12:</td><td>10.3</td><td style="text-align: right;">←</td></tr> <tr><td>13:</td><td>*10.7</td><td style="text-align: right;">↗</td></tr> <tr><td>14:</td><td>*10.6</td><td style="text-align: right;">↗</td></tr> <tr><td>15:</td><td>9.8</td><td style="text-align: right;">←</td></tr> <tr><td>16:</td><td>*10.5</td><td style="text-align: right;">←</td></tr> <tr><td>17:</td><td>*10.8</td><td style="text-align: right;">↗</td></tr> <tr><td>18:</td><td>10.0</td><td style="text-align: right;">←</td></tr> <tr><td>19:</td><td>10.3</td><td style="text-align: right;">↘</td></tr> <tr><td>20:</td><td>10.3</td><td style="text-align: right;">↗</td></tr> <tr><td colspan="2">Serie</td><td style="text-align: right;">99.0</td></tr> <tr><td colspan="2">Total</td><td style="text-align: right;">199.0</td></tr> </table>	11:	*10.5	↘	12:	10.3	←	13:	*10.7	↗	14:	*10.6	↗	15:	9.8	←	16:	*10.5	←	17:	*10.8	↗	18:	10.0	←	19:	10.3	↘	20:	10.3	↗	Serie		99.0	Total		199.0
11:	*10.5	↘																																			
12:	10.3	←																																			
13:	*10.7	↗																																			
14:	*10.6	↗																																			
15:	9.8	←																																			
16:	*10.5	←																																			
17:	*10.8	↗																																			
18:	10.0	←																																			
19:	10.3	↘																																			
20:	10.3	↗																																			
Serie		99.0																																			
Total		199.0																																			



1:	*10.7		↙
2:	*10.7		↙
3:	10.5		↙
4:	*10.8		↑
Serie			40.0
Total			0.0



1:	*10.6		→
2:	10.5		↙
3:	10.0		→
4:	*10.7		←
5:	10.4		↙
6:	10.1		↙
7:	*10.7		↙
8:	*10.7		→
9:	10.5		↙
10:	10.4		→
Serie			100.0
Total			100.0



11:	10.4		→
12:	*10.7		↙
13:	10.3		↗
14:	10.3		→
15:	10.6		←
16:	*10.7		→
17:	10.5		↗
18:	10.4		↙
19:	10.4		↑
20:	10.1		↗
Serie			100.0
Total			200.0

<p>Prøve</p>	<table style="width:100%; border-collapse: collapse;"> <tr><td style="width:10%;">1:</td><td style="width:15%;">*10.6</td><td style="width:10%; text-align: right;">←</td></tr> <tr><td>2:</td><td>10.5</td><td style="text-align: right;">→</td></tr> <tr><td>3:</td><td>*10.6</td><td style="text-align: right;">↙</td></tr> <tr><td>4:</td><td>10.0</td><td style="text-align: right;">↘</td></tr> </table> <table border="1" style="width:100%; border-collapse: collapse; margin-top: 10px;"> <tr> <td style="width:80%;">Serie</td> <td style="text-align: right;">40.0</td> </tr> <tr> <td>Total</td> <td style="text-align: right;">0.0</td> </tr> </table>	1:	*10.6	←	2:	10.5	→	3:	*10.6	↙	4:	10.0	↘	Serie	40.0	Total	0.0
1:	*10.6	←															
2:	10.5	→															
3:	*10.6	↙															
4:	10.0	↘															
Serie	40.0																
Total	0.0																

<p>20 Skud</p>	<table style="width:100%; border-collapse: collapse;"> <tr><td style="width:10%;">1:</td><td style="width:15%;">10.3</td><td style="width:10%; text-align: right;">↘</td></tr> <tr><td>2:</td><td>10.3</td><td style="text-align: right;">↘</td></tr> <tr><td>3:</td><td>10.5</td><td style="text-align: right;">↘</td></tr> <tr><td>4:</td><td>*10.7</td><td style="text-align: right;">↘</td></tr> <tr><td>5:</td><td>10.5</td><td style="text-align: right;">→</td></tr> <tr><td>6:</td><td>10.3</td><td style="text-align: right;">→</td></tr> <tr><td>7:</td><td>10.3</td><td style="text-align: right;">→</td></tr> <tr><td>8:</td><td>10.3</td><td style="text-align: right;">←</td></tr> <tr><td>9:</td><td>9.9</td><td style="text-align: right;">↗</td></tr> <tr><td>10:</td><td>10.5</td><td style="text-align: right;">↘</td></tr> </table> <table border="1" style="width:100%; border-collapse: collapse; margin-top: 10px;"> <tr> <td style="width:80%;">Serie</td> <td style="text-align: right;">99.0</td> </tr> <tr> <td>Total</td> <td style="text-align: right;">99.0</td> </tr> </table>	1:	10.3	↘	2:	10.3	↘	3:	10.5	↘	4:	*10.7	↘	5:	10.5	→	6:	10.3	→	7:	10.3	→	8:	10.3	←	9:	9.9	↗	10:	10.5	↘	Serie	99.0	Total	99.0
1:	10.3	↘																																	
2:	10.3	↘																																	
3:	10.5	↘																																	
4:	*10.7	↘																																	
5:	10.5	→																																	
6:	10.3	→																																	
7:	10.3	→																																	
8:	10.3	←																																	
9:	9.9	↗																																	
10:	10.5	↘																																	
Serie	99.0																																		
Total	99.0																																		

<p>20 Skud</p>	<table style="width:100%; border-collapse: collapse;"> <tr><td style="width:10%;">11:</td><td style="width:15%;">10.1</td><td style="width:10%; text-align: right;">→</td></tr> <tr><td>12:</td><td>10.1</td><td style="text-align: right;">↗</td></tr> <tr><td>13:</td><td>10.3</td><td style="text-align: right;">↗</td></tr> <tr><td>14:</td><td>10.3</td><td style="text-align: right;">↗</td></tr> <tr><td>15:</td><td>10.3</td><td style="text-align: right;">↗</td></tr> <tr><td>16:</td><td>10.3</td><td style="text-align: right;">→</td></tr> <tr><td>17:</td><td>10.6</td><td style="text-align: right;">↘</td></tr> <tr><td>18:</td><td>10.2</td><td style="text-align: right;">↗</td></tr> <tr><td>19:</td><td>*10.6</td><td style="text-align: right;">↗</td></tr> <tr><td>20:</td><td>10.5</td><td style="text-align: right;">↗</td></tr> </table> <table border="1" style="width:100%; border-collapse: collapse; margin-top: 10px;"> <tr> <td style="width:80%;">Serie</td> <td style="text-align: right;">100.0</td> </tr> <tr> <td>Total</td> <td style="text-align: right;">199.0</td> </tr> </table>	11:	10.1	→	12:	10.1	↗	13:	10.3	↗	14:	10.3	↗	15:	10.3	↗	16:	10.3	→	17:	10.6	↘	18:	10.2	↗	19:	*10.6	↗	20:	10.5	↗	Serie	100.0	Total	199.0
11:	10.1	→																																	
12:	10.1	↗																																	
13:	10.3	↗																																	
14:	10.3	↗																																	
15:	10.3	↗																																	
16:	10.3	→																																	
17:	10.6	↘																																	
18:	10.2	↗																																	
19:	*10.6	↗																																	
20:	10.5	↗																																	
Serie	100.0																																		
Total	199.0																																		

<p>Prøve</p>	<table style="width:100%; border-collapse: collapse;"> <tr><td style="text-align: right;">1:</td><td style="text-align: right;">10.2</td><td style="text-align: right;">↖</td></tr> <tr><td style="text-align: right;">2:</td><td style="text-align: right;">9.8</td><td style="text-align: right;">↑</td></tr> <tr><td style="text-align: right;">3:</td><td style="text-align: right;">9.6</td><td style="text-align: right;">↑</td></tr> <tr><td style="text-align: right;">4:</td><td style="text-align: right;">*10.8</td><td style="text-align: right;">↗</td></tr> <tr><td style="text-align: right;">5:</td><td style="text-align: right;">10.2</td><td style="text-align: right;">↑</td></tr> <tr><td style="text-align: right;">6:</td><td style="text-align: right;">9.9</td><td style="text-align: right;">↗</td></tr> <tr><td style="text-align: right;">7:</td><td style="text-align: right;">10.3</td><td style="text-align: right;">↗</td></tr> <tr><td style="text-align: right;">8:</td><td style="text-align: right;">10.5</td><td style="text-align: right;">↙</td></tr> <tr><td style="text-align: right;">9:</td><td style="text-align: right;">*10.9</td><td style="text-align: right;">←</td></tr> </table> <table border="1" style="width:100%; border-collapse: collapse; margin-top: 5px;"> <tr> <td style="width:80%;">Serie</td> <td style="text-align: right;">87.0</td> </tr> <tr> <td>Total</td> <td style="text-align: right;">0.0</td> </tr> </table>	1:	10.2	↖	2:	9.8	↑	3:	9.6	↑	4:	*10.8	↗	5:	10.2	↑	6:	9.9	↗	7:	10.3	↗	8:	10.5	↙	9:	*10.9	←	Serie	87.0	Total	0.0
1:	10.2	↖																														
2:	9.8	↑																														
3:	9.6	↑																														
4:	*10.8	↗																														
5:	10.2	↑																														
6:	9.9	↗																														
7:	10.3	↗																														
8:	10.5	↙																														
9:	*10.9	←																														
Serie	87.0																															
Total	0.0																															

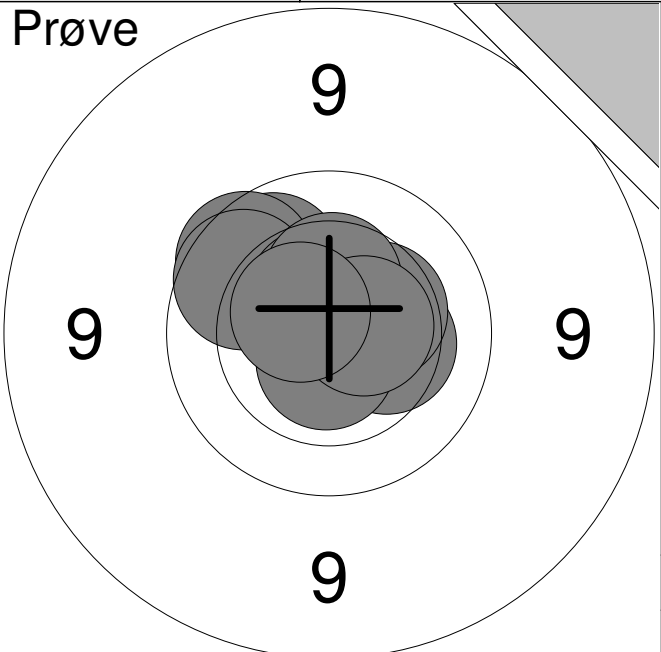
<p>20 Skud</p>	<table style="width:100%; border-collapse: collapse;"> <tr><td style="text-align: right;">1:</td><td style="text-align: right;">10.1</td><td style="text-align: right;">↗</td></tr> <tr><td style="text-align: right;">2:</td><td style="text-align: right;">10.4</td><td style="text-align: right;">↑</td></tr> <tr><td style="text-align: right;">3:</td><td style="text-align: right;">10.2</td><td style="text-align: right;">↓</td></tr> <tr><td style="text-align: right;">4:</td><td style="text-align: right;">10.5</td><td style="text-align: right;">↗</td></tr> <tr><td style="text-align: right;">5:</td><td style="text-align: right;">10.2</td><td style="text-align: right;">↓</td></tr> <tr><td style="text-align: right;">6:</td><td style="text-align: right;">10.4</td><td style="text-align: right;">↓</td></tr> <tr><td style="text-align: right;">7:</td><td style="text-align: right;">9.9</td><td style="text-align: right;">↓</td></tr> <tr><td style="text-align: right;">8:</td><td style="text-align: right;">10.3</td><td style="text-align: right;">↑</td></tr> <tr><td style="text-align: right;">9:</td><td style="text-align: right;">10.0</td><td style="text-align: right;">→</td></tr> <tr><td style="text-align: right;">10:</td><td style="text-align: right;">10.2</td><td style="text-align: right;">↑</td></tr> </table> <table border="1" style="width:100%; border-collapse: collapse; margin-top: 5px;"> <tr> <td style="width:80%;">Serie</td> <td style="text-align: right;">99.0</td> </tr> <tr> <td>Total</td> <td style="text-align: right;">99.0</td> </tr> </table>	1:	10.1	↗	2:	10.4	↑	3:	10.2	↓	4:	10.5	↗	5:	10.2	↓	6:	10.4	↓	7:	9.9	↓	8:	10.3	↑	9:	10.0	→	10:	10.2	↑	Serie	99.0	Total	99.0
1:	10.1	↗																																	
2:	10.4	↑																																	
3:	10.2	↓																																	
4:	10.5	↗																																	
5:	10.2	↓																																	
6:	10.4	↓																																	
7:	9.9	↓																																	
8:	10.3	↑																																	
9:	10.0	→																																	
10:	10.2	↑																																	
Serie	99.0																																		
Total	99.0																																		

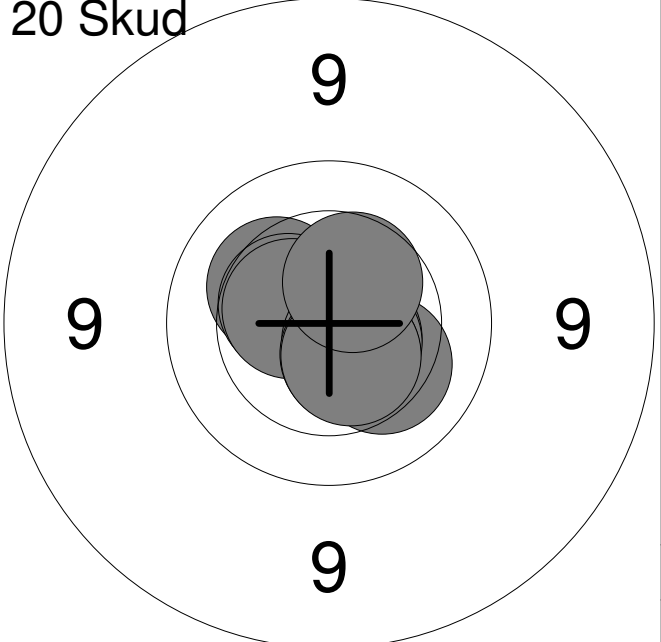
<p>20 Skud</p>	<table style="width:100%; border-collapse: collapse;"> <tr><td style="text-align: right;">11:</td><td style="text-align: right;">*10.7</td><td style="text-align: right;">←</td></tr> <tr><td style="text-align: right;">12:</td><td style="text-align: right;">*10.7</td><td style="text-align: right;">↑</td></tr> <tr><td style="text-align: right;">13:</td><td style="text-align: right;">10.3</td><td style="text-align: right;">←</td></tr> <tr><td style="text-align: right;">14:</td><td style="text-align: right;">10.3</td><td style="text-align: right;">↓</td></tr> <tr><td style="text-align: right;">15:</td><td style="text-align: right;">10.1</td><td style="text-align: right;">↖</td></tr> <tr><td style="text-align: right;">16:</td><td style="text-align: right;">10.1</td><td style="text-align: right;">↗</td></tr> <tr><td style="text-align: right;">17:</td><td style="text-align: right;">*10.7</td><td style="text-align: right;">←</td></tr> <tr><td style="text-align: right;">18:</td><td style="text-align: right;">10.0</td><td style="text-align: right;">↗</td></tr> <tr><td style="text-align: right;">19:</td><td style="text-align: right;">*10.5</td><td style="text-align: right;">↓</td></tr> <tr><td style="text-align: right;">20:</td><td style="text-align: right;">10.5</td><td style="text-align: right;">↗</td></tr> </table> <table border="1" style="width:100%; border-collapse: collapse; margin-top: 5px;"> <tr> <td style="width:80%;">Serie</td> <td style="text-align: right;">100.0</td> </tr> <tr> <td>Total</td> <td style="text-align: right;">199.0</td> </tr> </table>	11:	*10.7	←	12:	*10.7	↑	13:	10.3	←	14:	10.3	↓	15:	10.1	↖	16:	10.1	↗	17:	*10.7	←	18:	10.0	↗	19:	*10.5	↓	20:	10.5	↗	Serie	100.0	Total	199.0
11:	*10.7	←																																	
12:	*10.7	↑																																	
13:	10.3	←																																	
14:	10.3	↓																																	
15:	10.1	↖																																	
16:	10.1	↗																																	
17:	*10.7	←																																	
18:	10.0	↗																																	
19:	*10.5	↓																																	
20:	10.5	↗																																	
Serie	100.0																																		
Total	199.0																																		

<p>Prøve</p>	<table style="width:100%; border-collapse: collapse;"> <tr><td style="width:10%;">1:</td><td style="width:40%;">10.3</td><td style="width:50%; text-align: right;">↘</td></tr> <tr><td>2:</td><td>10.2</td><td style="text-align: right;">↙</td></tr> <tr><td>3:</td><td>10.4</td><td style="text-align: right;">↗</td></tr> <tr><td>4:</td><td>*10.6</td><td style="text-align: right;">↗</td></tr> <tr><td>5:</td><td>9.8</td><td style="text-align: right;">↗</td></tr> <tr><td>6:</td><td>*10.8</td><td style="text-align: right;">↙</td></tr> </table> <table border="1" style="width:100%; border-collapse: collapse; margin-top: 5px;"> <tr> <td style="width:90%;">Serie</td> <td style="width:10%; text-align: right;">59.0</td> </tr> <tr> <td>Total</td> <td style="text-align: right;">0.0</td> </tr> </table>	1:	10.3	↘	2:	10.2	↙	3:	10.4	↗	4:	*10.6	↗	5:	9.8	↗	6:	*10.8	↙	Serie	59.0	Total	0.0
1:	10.3	↘																					
2:	10.2	↙																					
3:	10.4	↗																					
4:	*10.6	↗																					
5:	9.8	↗																					
6:	*10.8	↙																					
Serie	59.0																						
Total	0.0																						

<p>20 Skud</p>	<table style="width:100%; border-collapse: collapse;"> <tr><td style="width:10%;">1:</td><td style="width:40%;">*10.6</td><td style="width:50%; text-align: right;">↑</td></tr> <tr><td>2:</td><td>10.4</td><td style="text-align: right;">↗</td></tr> <tr><td>3:</td><td>*10.7</td><td style="text-align: right;">↙</td></tr> <tr><td>4:</td><td>10.2</td><td style="text-align: right;">↗</td></tr> <tr><td>5:</td><td>9.7</td><td style="text-align: right;">↗</td></tr> <tr><td>6:</td><td>9.8</td><td style="text-align: right;">↗</td></tr> <tr><td>7:</td><td>10.4</td><td style="text-align: right;">↘</td></tr> <tr><td>8:</td><td>9.6</td><td style="text-align: right;">↗</td></tr> <tr><td>9:</td><td>10.1</td><td style="text-align: right;">↗</td></tr> <tr><td>10:</td><td>10.1</td><td style="text-align: right;">↘</td></tr> </table> <table border="1" style="width:100%; border-collapse: collapse; margin-top: 5px;"> <tr> <td style="width:90%;">Serie</td> <td style="width:10%; text-align: right;">97.0</td> </tr> <tr> <td>Total</td> <td style="text-align: right;">97.0</td> </tr> </table>	1:	*10.6	↑	2:	10.4	↗	3:	*10.7	↙	4:	10.2	↗	5:	9.7	↗	6:	9.8	↗	7:	10.4	↘	8:	9.6	↗	9:	10.1	↗	10:	10.1	↘	Serie	97.0	Total	97.0
1:	*10.6	↑																																	
2:	10.4	↗																																	
3:	*10.7	↙																																	
4:	10.2	↗																																	
5:	9.7	↗																																	
6:	9.8	↗																																	
7:	10.4	↘																																	
8:	9.6	↗																																	
9:	10.1	↗																																	
10:	10.1	↘																																	
Serie	97.0																																		
Total	97.0																																		

<p>20 Skud</p>	<table style="width:100%; border-collapse: collapse;"> <tr><td style="width:10%;">11:</td><td style="width:40%;">10.3</td><td style="width:50%; text-align: right;">↗</td></tr> <tr><td>12:</td><td>10.1</td><td style="text-align: right;">↘</td></tr> <tr><td>13:</td><td>*10.7</td><td style="text-align: right;">↘</td></tr> <tr><td>14:</td><td>10.0</td><td style="text-align: right;">↗</td></tr> <tr><td>15:</td><td>10.2</td><td style="text-align: right;">↗</td></tr> <tr><td>16:</td><td>*10.9</td><td style="text-align: right;">↗</td></tr> <tr><td>17:</td><td>10.4</td><td style="text-align: right;">→</td></tr> <tr><td>18:</td><td>9.7</td><td style="text-align: right;">↗</td></tr> <tr><td>19:</td><td>10.4</td><td style="text-align: right;">↙</td></tr> <tr><td>20:</td><td>10.0</td><td style="text-align: right;">→</td></tr> </table> <table border="1" style="width:100%; border-collapse: collapse; margin-top: 5px;"> <tr> <td style="width:90%;">Serie</td> <td style="width:10%; text-align: right;">99.0</td> </tr> <tr> <td>Total</td> <td style="text-align: right;">196.0</td> </tr> </table>	11:	10.3	↗	12:	10.1	↘	13:	*10.7	↘	14:	10.0	↗	15:	10.2	↗	16:	*10.9	↗	17:	10.4	→	18:	9.7	↗	19:	10.4	↙	20:	10.0	→	Serie	99.0	Total	196.0
11:	10.3	↗																																	
12:	10.1	↘																																	
13:	*10.7	↘																																	
14:	10.0	↗																																	
15:	10.2	↗																																	
16:	*10.9	↗																																	
17:	10.4	→																																	
18:	9.7	↗																																	
19:	10.4	↙																																	
20:	10.0	→																																	
Serie	99.0																																		
Total	196.0																																		

<p>Prøve</p> 	<table style="width:100%; border-collapse: collapse;"> <tr><td style="width:5%;">1:</td><td style="width:15%;">10.3</td><td style="width:10%; text-align: center;">→</td></tr> <tr><td>2:</td><td>*10.7</td><td style="text-align: center;">↓</td></tr> <tr><td>3:</td><td>10.0</td><td style="text-align: center;">↗</td></tr> <tr><td>4:</td><td>9.8</td><td style="text-align: center;">↗</td></tr> <tr><td>5:</td><td>9.9</td><td style="text-align: center;">↗</td></tr> <tr><td>6:</td><td>*10.5</td><td style="text-align: center;">↗</td></tr> <tr><td>7:</td><td>10.4</td><td style="text-align: center;">↗</td></tr> <tr><td>8:</td><td>10.4</td><td style="text-align: center;">↑</td></tr> <tr><td>9:</td><td>*10.6</td><td style="text-align: center;">→</td></tr> <tr><td>10:</td><td>*10.6</td><td style="text-align: center;">↗</td></tr> <tr style="border-top: 1px solid black;"><td colspan="2">Serie</td><td style="text-align: right;">98.0</td></tr> <tr><td colspan="2">Total</td><td style="text-align: right;">0.0</td></tr> </table>	1:	10.3	→	2:	*10.7	↓	3:	10.0	↗	4:	9.8	↗	5:	9.9	↗	6:	*10.5	↗	7:	10.4	↗	8:	10.4	↑	9:	*10.6	→	10:	*10.6	↗	Serie		98.0	Total		0.0
1:	10.3	→																																			
2:	*10.7	↓																																			
3:	10.0	↗																																			
4:	9.8	↗																																			
5:	9.9	↗																																			
6:	*10.5	↗																																			
7:	10.4	↗																																			
8:	10.4	↑																																			
9:	*10.6	→																																			
10:	*10.6	↗																																			
Serie		98.0																																			
Total		0.0																																			

<p>20 Skud</p> 	<table style="width:100%; border-collapse: collapse;"> <tr><td style="width:5%;">1:</td><td style="width:15%;">*10.9</td><td style="width:10%; text-align: center;">↑</td></tr> <tr><td>2:</td><td>10.2</td><td style="text-align: center;">↓</td></tr> <tr><td>3:</td><td>*10.7</td><td style="text-align: center;">↓</td></tr> <tr><td>4:</td><td>10.3</td><td style="text-align: center;">↗</td></tr> <tr><td>5:</td><td>10.5</td><td style="text-align: center;">↗</td></tr> <tr><td>6:</td><td>*10.5</td><td style="text-align: center;">↗</td></tr> <tr><td>7:</td><td>*10.6</td><td style="text-align: center;">↓</td></tr> <tr><td>8:</td><td>*10.5</td><td style="text-align: center;">↓</td></tr> <tr><td>9:</td><td>*10.5</td><td style="text-align: center;">↓</td></tr> <tr><td>10:</td><td>10.4</td><td style="text-align: center;">↗</td></tr> <tr style="border-top: 1px solid black;"><td colspan="2">Serie</td><td style="text-align: right;">100.0</td></tr> <tr><td colspan="2">Total</td><td style="text-align: right;">100.0</td></tr> </table>	1:	*10.9	↑	2:	10.2	↓	3:	*10.7	↓	4:	10.3	↗	5:	10.5	↗	6:	*10.5	↗	7:	*10.6	↓	8:	*10.5	↓	9:	*10.5	↓	10:	10.4	↗	Serie		100.0	Total		100.0
1:	*10.9	↑																																			
2:	10.2	↓																																			
3:	*10.7	↓																																			
4:	10.3	↗																																			
5:	10.5	↗																																			
6:	*10.5	↗																																			
7:	*10.6	↓																																			
8:	*10.5	↓																																			
9:	*10.5	↓																																			
10:	10.4	↗																																			
Serie		100.0																																			
Total		100.0																																			

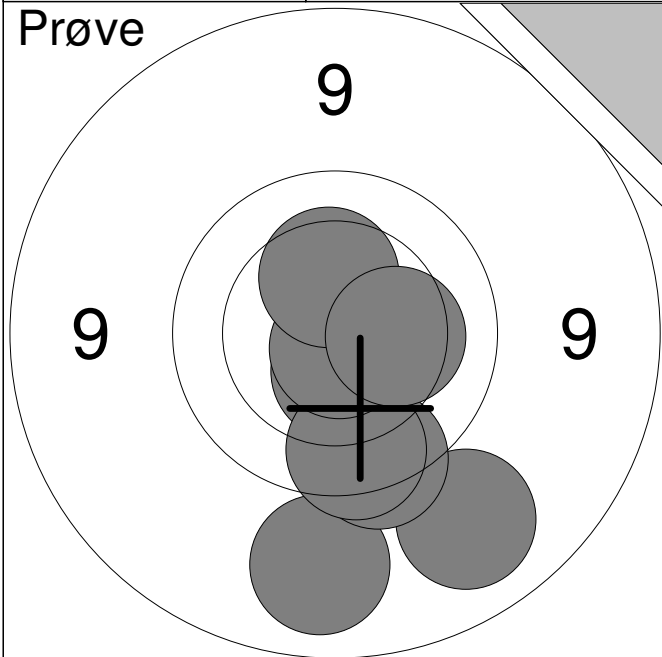
<p>20 Skud</p> 	<table style="width:100%; border-collapse: collapse;"> <tr><td style="width:5%;">11:</td><td style="width:15%;">*10.6</td><td style="width:10%; text-align: center;">↗</td></tr> <tr><td>12:</td><td>*10.6</td><td style="text-align: center;">↑</td></tr> <tr><td>13:</td><td>10.3</td><td style="text-align: center;">←</td></tr> <tr><td>14:</td><td>*10.7</td><td style="text-align: center;">↗</td></tr> <tr><td>15:</td><td>*10.8</td><td style="text-align: center;">↗</td></tr> <tr><td>16:</td><td>*10.8</td><td style="text-align: center;">↓</td></tr> <tr><td>17:</td><td>10.4</td><td style="text-align: center;">←</td></tr> <tr><td>18:</td><td>10.3</td><td style="text-align: center;">↑</td></tr> <tr><td>19:</td><td>*10.8</td><td style="text-align: center;">↗</td></tr> <tr><td>20:</td><td>*10.5</td><td style="text-align: center;">→</td></tr> <tr style="border-top: 1px solid black;"><td colspan="2">Serie</td><td style="text-align: right;">100.0</td></tr> <tr><td colspan="2">Total</td><td style="text-align: right;">200.0</td></tr> </table>	11:	*10.6	↗	12:	*10.6	↑	13:	10.3	←	14:	*10.7	↗	15:	*10.8	↗	16:	*10.8	↓	17:	10.4	←	18:	10.3	↑	19:	*10.8	↗	20:	*10.5	→	Serie		100.0	Total		200.0
11:	*10.6	↗																																			
12:	*10.6	↑																																			
13:	10.3	←																																			
14:	*10.7	↗																																			
15:	*10.8	↗																																			
16:	*10.8	↓																																			
17:	10.4	←																																			
18:	10.3	↑																																			
19:	*10.8	↗																																			
20:	*10.5	→																																			
Serie		100.0																																			
Total		200.0																																			

Hold
17Skive
6**Simon Brix**

Aalborg Skyttekreds

J2

Prøve

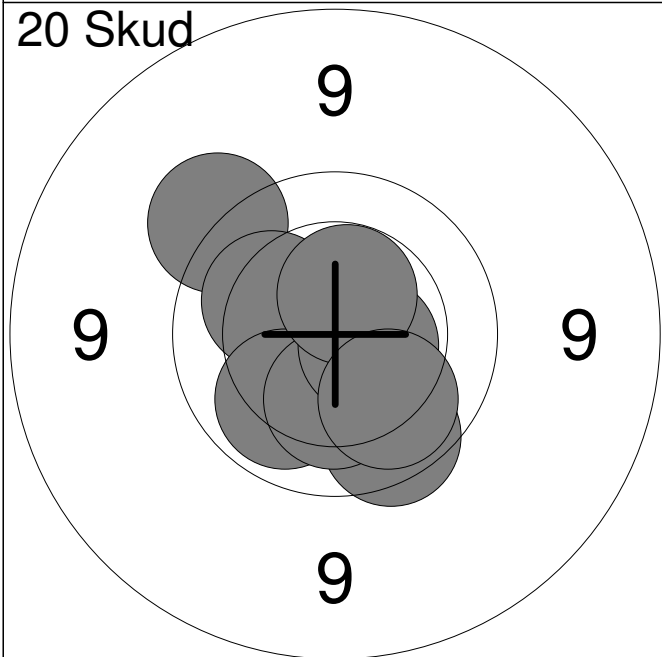


1:	*10.5	↓
2:	9.1	↓
3:	9.1	↓
4:	9.7	↓
5:	9.8	↓
6:	*10.8	↓
7:	10.3	↑
8:	10.3	→

Serie 76.0

Total 0.0

20 Skud

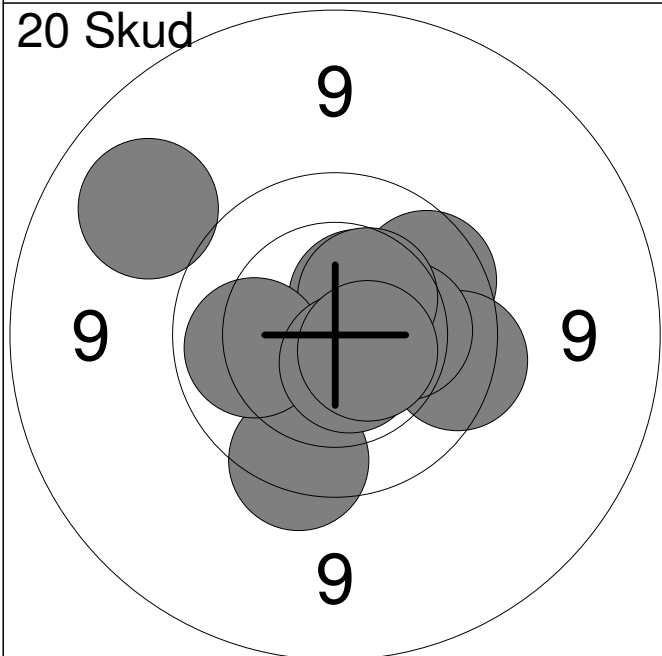


1:	*10.7	↓
2:	*10.6	↓
3:	9.5	↗
4:	10.2	↗
5:	9.8	↓
6:	10.1	↓
7:	10.3	↓
8:	*10.6	→
9:	*10.5	↑
10:	10.0	↓

Serie 98.0

Total 98.0

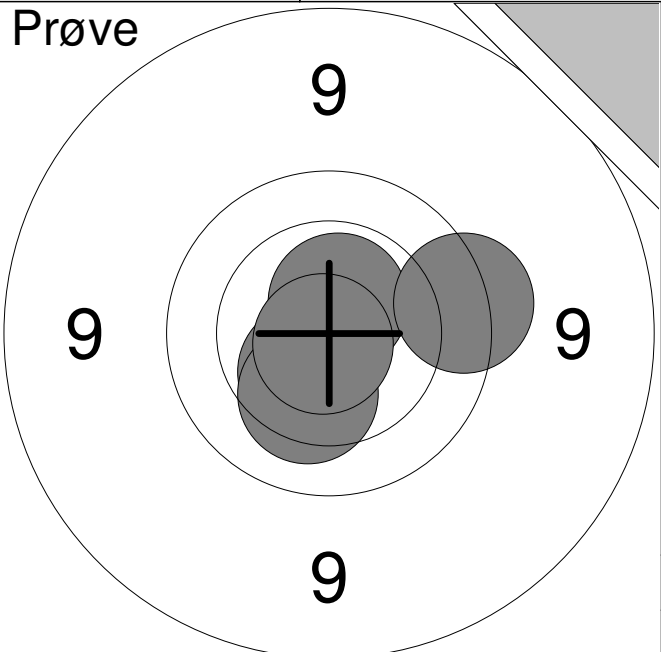
20 Skud

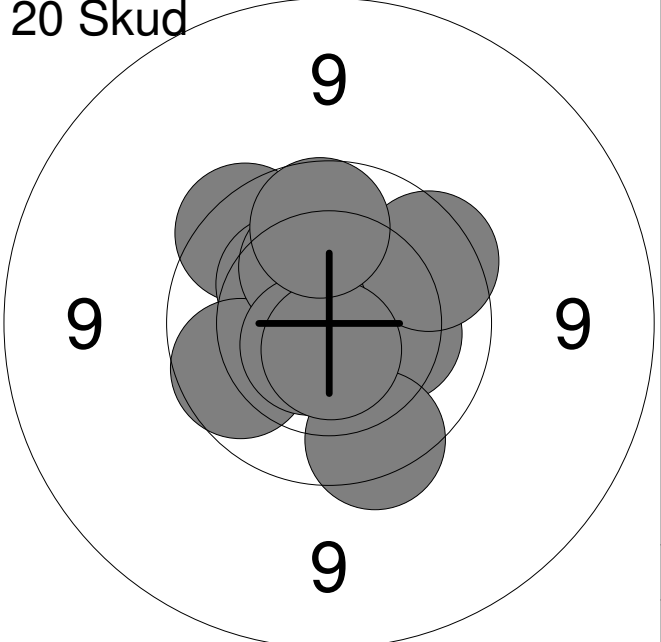


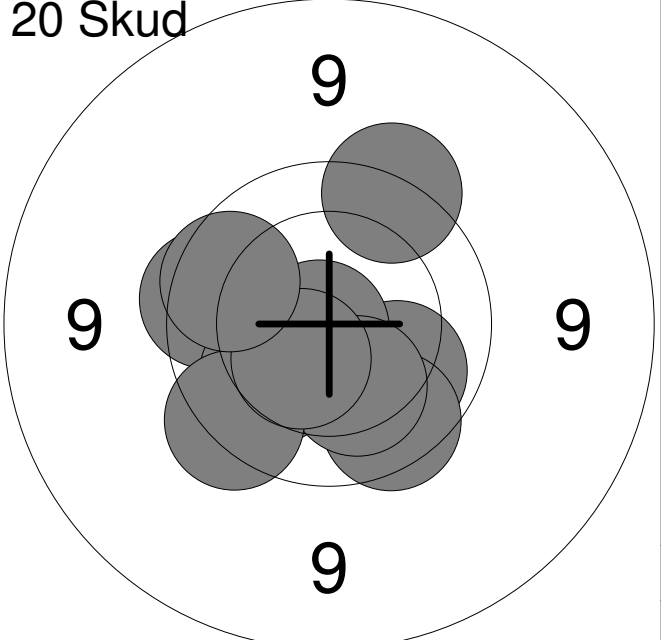
11:	10.5	↗
12:	9.7	↓
13:	9.1	↗
14:	9.9	↗
15:	9.7	→
16:	10.2	→
17:	10.4	↗
18:	10.1	←
19:	*10.6	↓
20:	*10.6	↓

Serie 96.0

Total 194.0

<p>Prøve</p> 	<table style="width:100%; border-collapse: collapse;"> <tr><td style="width:10%;">1:</td><td style="width:15%;">10.5</td><td style="width:10%; text-align: right;">↙</td></tr> <tr><td>2:</td><td>*10.6</td><td style="text-align: right;">↑</td></tr> <tr><td>3:</td><td>10.3</td><td style="text-align: right;">↘</td></tr> <tr><td>4:</td><td>9.7</td><td style="text-align: right;">→</td></tr> <tr><td>5:</td><td>*10.8</td><td style="text-align: right;">↙</td></tr> </table> <table border="1" style="width:100%; border-collapse: collapse; margin-top: 10px;"> <tr> <td style="width:80%;">Serie</td> <td style="text-align: right;">49.0</td> </tr> <tr> <td>Total</td> <td style="text-align: right;">0.0</td> </tr> </table>	1:	10.5	↙	2:	*10.6	↑	3:	10.3	↘	4:	9.7	→	5:	*10.8	↙	Serie	49.0	Total	0.0
1:	10.5	↙																		
2:	*10.6	↑																		
3:	10.3	↘																		
4:	9.7	→																		
5:	*10.8	↙																		
Serie	49.0																			
Total	0.0																			

<p>20 Skud</p> 	<table style="width:100%; border-collapse: collapse;"> <tr><td style="width:10%;">1:</td><td style="width:15%;">9.8</td><td style="width:10%; text-align: right;">↗</td></tr> <tr><td>2:</td><td>10.3</td><td style="text-align: right;">↗</td></tr> <tr><td>3:</td><td>9.9</td><td style="text-align: right;">↙</td></tr> <tr><td>4:</td><td>10.3</td><td style="text-align: right;">→</td></tr> <tr><td>5:</td><td>10.3</td><td style="text-align: right;">↑</td></tr> <tr><td>6:</td><td>9.8</td><td style="text-align: right;">↗</td></tr> <tr><td>7:</td><td>*10.6</td><td style="text-align: right;">↙</td></tr> <tr><td>8:</td><td>9.7</td><td style="text-align: right;">↘</td></tr> <tr><td>9:</td><td>*10.7</td><td style="text-align: right;">↘</td></tr> <tr><td>10:</td><td>9.9</td><td style="text-align: right;">↑</td></tr> </table> <table border="1" style="width:100%; border-collapse: collapse; margin-top: 10px;"> <tr> <td style="width:80%;">Serie</td> <td style="text-align: right;">95.0</td> </tr> <tr> <td>Total</td> <td style="text-align: right;">95.0</td> </tr> </table>	1:	9.8	↗	2:	10.3	↗	3:	9.9	↙	4:	10.3	→	5:	10.3	↑	6:	9.8	↗	7:	*10.6	↙	8:	9.7	↘	9:	*10.7	↘	10:	9.9	↑	Serie	95.0	Total	95.0
1:	9.8	↗																																	
2:	10.3	↗																																	
3:	9.9	↙																																	
4:	10.3	→																																	
5:	10.3	↑																																	
6:	9.8	↗																																	
7:	*10.6	↙																																	
8:	9.7	↘																																	
9:	*10.7	↘																																	
10:	9.9	↑																																	
Serie	95.0																																		
Total	95.0																																		

<p>20 Skud</p> 	<table style="width:100%; border-collapse: collapse;"> <tr><td style="width:10%;">11:</td><td style="width:15%;">9.6</td><td style="width:10%; text-align: right;">↗</td></tr> <tr><td>12:</td><td>10.1</td><td style="text-align: right;">↘</td></tr> <tr><td>13:</td><td>9.8</td><td style="text-align: right;">↘</td></tr> <tr><td>14:</td><td>9.8</td><td style="text-align: right;">↖</td></tr> <tr><td>15:</td><td>*10.8</td><td style="text-align: right;">↙</td></tr> <tr><td>16:</td><td>10.1</td><td style="text-align: right;">↙</td></tr> <tr><td>17:</td><td>10.2</td><td style="text-align: right;">↘</td></tr> <tr><td>18:</td><td>9.7</td><td style="text-align: right;">↙</td></tr> <tr><td>19:</td><td>10.5</td><td style="text-align: right;">↙</td></tr> <tr><td>20:</td><td>9.9</td><td style="text-align: right;">↖</td></tr> </table> <table border="1" style="width:100%; border-collapse: collapse; margin-top: 10px;"> <tr> <td style="width:80%;">Serie</td> <td style="text-align: right;">95.0</td> </tr> <tr> <td>Total</td> <td style="text-align: right;">190.0</td> </tr> </table>	11:	9.6	↗	12:	10.1	↘	13:	9.8	↘	14:	9.8	↖	15:	*10.8	↙	16:	10.1	↙	17:	10.2	↘	18:	9.7	↙	19:	10.5	↙	20:	9.9	↖	Serie	95.0	Total	190.0
11:	9.6	↗																																	
12:	10.1	↘																																	
13:	9.8	↘																																	
14:	9.8	↖																																	
15:	*10.8	↙																																	
16:	10.1	↙																																	
17:	10.2	↘																																	
18:	9.7	↙																																	
19:	10.5	↙																																	
20:	9.9	↖																																	
Serie	95.0																																		
Total	190.0																																		

<p style="font-size: 24px; margin: 0;">Prøve</p>	<table style="width:100%; border-collapse: collapse;"> <tr><td style="width:10%;">1:</td><td style="width:15%;">9.9</td><td style="width:10%; text-align: center;">↑</td></tr> <tr><td>2:</td><td>8.8</td><td style="text-align: center;">↑</td></tr> <tr><td>3:</td><td>9.1</td><td style="text-align: center;">↑</td></tr> <tr><td>4:</td><td>9.3</td><td style="text-align: center;">↑</td></tr> <tr><td>5:</td><td>9.5</td><td style="text-align: center;">↑</td></tr> <tr><td>6:</td><td>*10.8</td><td style="text-align: center;">↗</td></tr> <tr><td>7:</td><td>9.2</td><td style="text-align: center;">↘</td></tr> </table>	1:	9.9	↑	2:	8.8	↑	3:	9.1	↑	4:	9.3	↑	5:	9.5	↑	6:	*10.8	↗	7:	9.2	↘
1:	9.9	↑																				
2:	8.8	↑																				
3:	9.1	↑																				
4:	9.3	↑																				
5:	9.5	↑																				
6:	*10.8	↗																				
7:	9.2	↘																				

Serie	63.0
-------	------

Total	0.0
-------	-----

<p style="font-size: 24px; margin: 0;">20 Skud</p>	<table style="width:100%; border-collapse: collapse;"> <tr><td style="width:10%;">1:</td><td style="width:15%;">9.7</td><td style="width:10%; text-align: center;">↖</td></tr> <tr><td>2:</td><td>10.4</td><td style="text-align: center;">←</td></tr> <tr><td>3:</td><td>10.2</td><td style="text-align: center;">↙</td></tr> <tr><td>4:</td><td>9.4</td><td style="text-align: center;">↑</td></tr> <tr><td>5:</td><td>10.2</td><td style="text-align: center;">↓</td></tr> <tr><td>6:</td><td>9.5</td><td style="text-align: center;">→</td></tr> <tr><td>7:</td><td>9.3</td><td style="text-align: center;">→</td></tr> <tr><td>8:</td><td>10.5</td><td style="text-align: center;">→</td></tr> <tr><td>9:</td><td>9.3</td><td style="text-align: center;">→</td></tr> <tr><td>10:</td><td>9.8</td><td style="text-align: center;">↘</td></tr> </table>	1:	9.7	↖	2:	10.4	←	3:	10.2	↙	4:	9.4	↑	5:	10.2	↓	6:	9.5	→	7:	9.3	→	8:	10.5	→	9:	9.3	→	10:	9.8	↘
1:	9.7	↖																													
2:	10.4	←																													
3:	10.2	↙																													
4:	9.4	↑																													
5:	10.2	↓																													
6:	9.5	→																													
7:	9.3	→																													
8:	10.5	→																													
9:	9.3	→																													
10:	9.8	↘																													

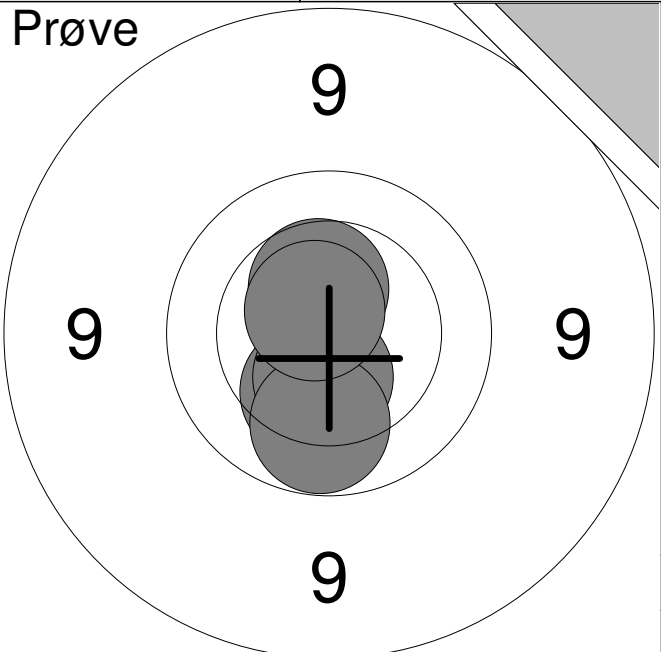
Serie	94.0
-------	------

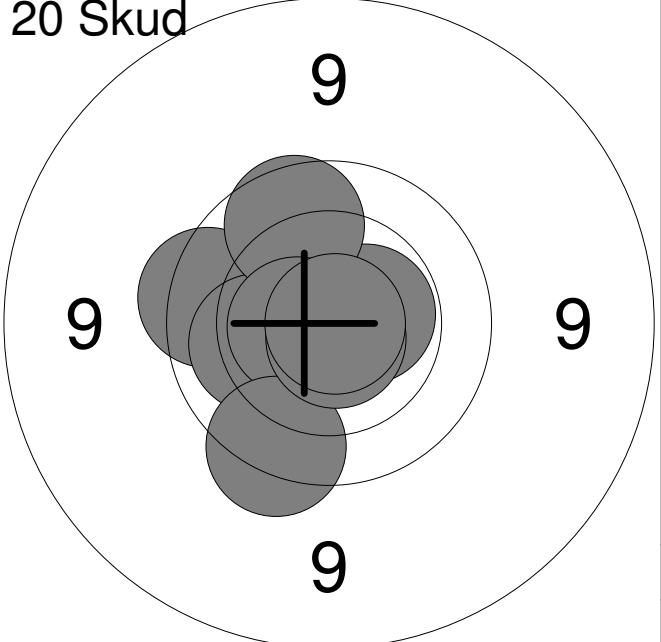
Total	94.0
-------	------

<p style="font-size: 24px; margin: 0;">20 Skud</p>	<table style="width:100%; border-collapse: collapse;"> <tr><td style="width:10%;">11:</td><td style="width:15%;">9.8</td><td style="width:10%; text-align: center;">↑</td></tr> <tr><td>12:</td><td>9.3</td><td style="text-align: center;">↗</td></tr> <tr><td>13:</td><td>10.6</td><td style="text-align: center;">↙</td></tr> <tr><td>14:</td><td>10.5</td><td style="text-align: center;">←</td></tr> <tr><td>15:</td><td>9.7</td><td style="text-align: center;">↑</td></tr> <tr><td>16:</td><td>9.2</td><td style="text-align: center;">↑</td></tr> <tr><td>17:</td><td>10.5</td><td style="text-align: center;">↖</td></tr> <tr><td>18:</td><td>9.9</td><td style="text-align: center;">↑</td></tr> <tr><td>19:</td><td>9.9</td><td style="text-align: center;">←</td></tr> <tr><td>20:</td><td>7.9</td><td style="text-align: center;">→</td></tr> </table>	11:	9.8	↑	12:	9.3	↗	13:	10.6	↙	14:	10.5	←	15:	9.7	↑	16:	9.2	↑	17:	10.5	↖	18:	9.9	↑	19:	9.9	←	20:	7.9	→
11:	9.8	↑																													
12:	9.3	↗																													
13:	10.6	↙																													
14:	10.5	←																													
15:	9.7	↑																													
16:	9.2	↑																													
17:	10.5	↖																													
18:	9.9	↑																													
19:	9.9	←																													
20:	7.9	→																													

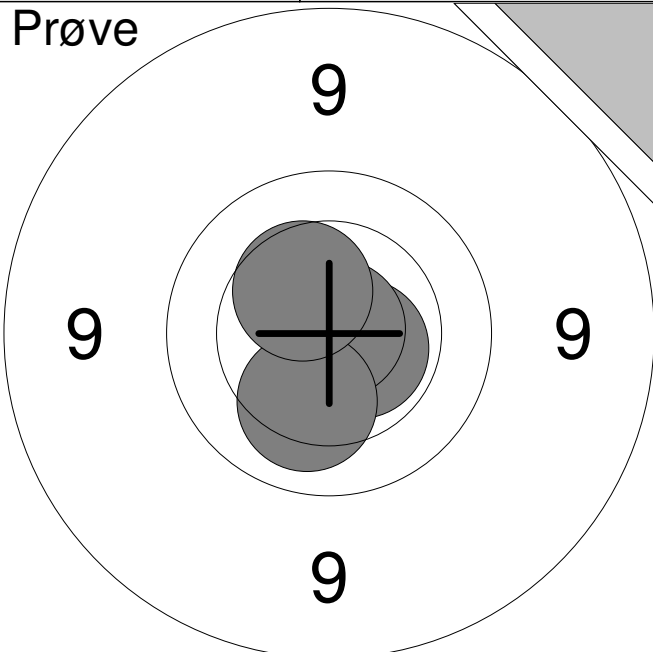
Serie	91.0
-------	------

Total	185.0
-------	-------

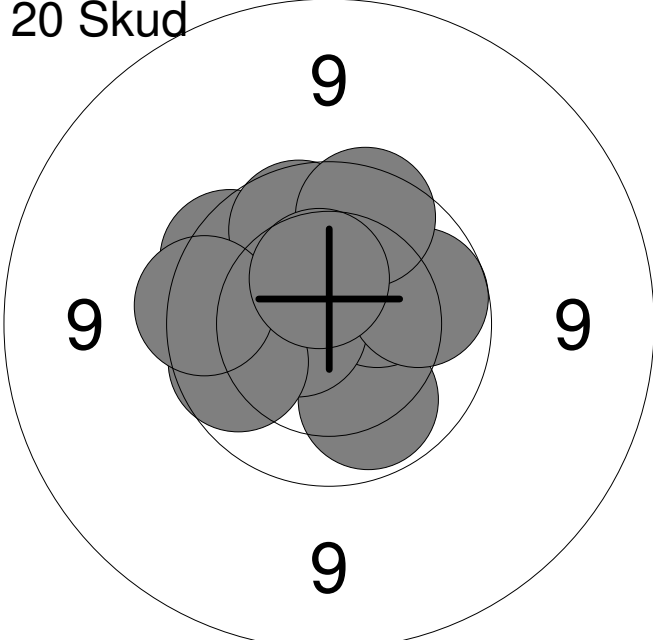
<p>Prøve</p> 	<table style="width:100%; border-collapse: collapse;"> <tr><td style="width:10%;">1:</td><td style="width:15%;">10.3</td><td style="width:10%; text-align: right;">↙</td></tr> <tr><td>2:</td><td>10.5</td><td style="text-align: right;">↑</td></tr> <tr><td>3:</td><td>10.5</td><td style="text-align: right;">↘</td></tr> <tr><td>4:</td><td>10.0</td><td style="text-align: right;">↘</td></tr> <tr><td>5:</td><td>*10.7</td><td style="text-align: right;">↑</td></tr> </table> <table border="1" style="width:100%; border-collapse: collapse; margin-top: 5px;"> <tr> <td style="width:80%;">Serie</td> <td style="width:20%; text-align: right;">50.0</td> </tr> <tr> <td>Total</td> <td style="text-align: right;">0.0</td> </tr> </table>	1:	10.3	↙	2:	10.5	↑	3:	10.5	↘	4:	10.0	↘	5:	*10.7	↑	Serie	50.0	Total	0.0
1:	10.3	↙																		
2:	10.5	↑																		
3:	10.5	↘																		
4:	10.0	↘																		
5:	*10.7	↑																		
Serie	50.0																			
Total	0.0																			

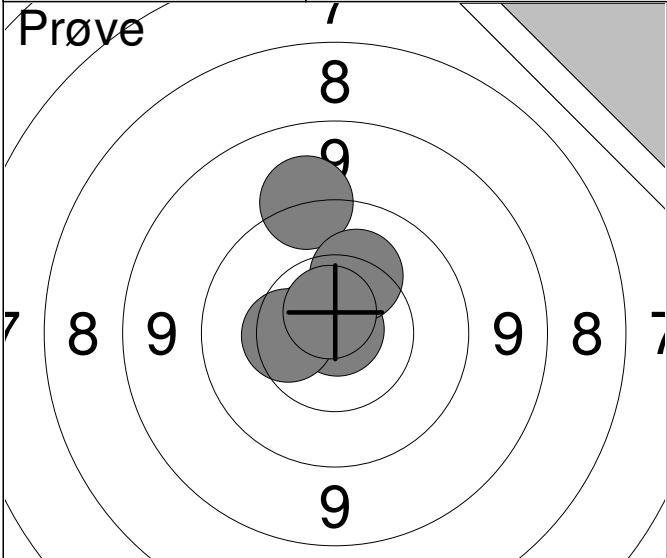
<p>20 Skud</p> 	<table style="width:100%; border-collapse: collapse;"> <tr><td style="width:10%;">1:</td><td style="width:15%;">9.8</td><td style="width:10%; text-align: right;">←</td></tr> <tr><td>2:</td><td>*10.5</td><td style="text-align: right;">→</td></tr> <tr><td>3:</td><td>*10.8</td><td style="text-align: right;">←</td></tr> <tr><td>4:</td><td>10.2</td><td style="text-align: right;">←</td></tr> <tr><td>5:</td><td>*10.8</td><td style="text-align: right;">↙</td></tr> <tr><td>6:</td><td>9.9</td><td style="text-align: right;">↑</td></tr> <tr><td>7:</td><td>*10.6</td><td style="text-align: right;">←</td></tr> <tr><td>8:</td><td>9.7</td><td style="text-align: right;">↘</td></tr> <tr><td>9:</td><td>*10.8</td><td style="text-align: right;">↘</td></tr> <tr><td>10:</td><td>*10.9</td><td style="text-align: right;">→</td></tr> </table> <table border="1" style="width:100%; border-collapse: collapse; margin-top: 5px;"> <tr> <td style="width:80%;">Serie</td> <td style="width:20%; text-align: right;">97.0</td> </tr> <tr> <td>Total</td> <td style="text-align: right;">97.0</td> </tr> </table>	1:	9.8	←	2:	*10.5	→	3:	*10.8	←	4:	10.2	←	5:	*10.8	↙	6:	9.9	↑	7:	*10.6	←	8:	9.7	↘	9:	*10.8	↘	10:	*10.9	→	Serie	97.0	Total	97.0
1:	9.8	←																																	
2:	*10.5	→																																	
3:	*10.8	←																																	
4:	10.2	←																																	
5:	*10.8	↙																																	
6:	9.9	↑																																	
7:	*10.6	←																																	
8:	9.7	↘																																	
9:	*10.8	↘																																	
10:	*10.9	→																																	
Serie	97.0																																		
Total	97.0																																		

<p>20 Skud</p> 	<table style="width:100%; border-collapse: collapse;"> <tr><td style="width:10%;">11:</td><td style="width:15%;">*10.7</td><td style="width:10%; text-align: right;">↑</td></tr> <tr><td>12:</td><td>*10.9</td><td style="text-align: right;">←</td></tr> <tr><td>13:</td><td>*10.6</td><td style="text-align: right;">↗</td></tr> <tr><td>14:</td><td>9.9</td><td style="text-align: right;">↘</td></tr> <tr><td>15:</td><td>10.0</td><td style="text-align: right;">↑</td></tr> <tr><td>16:</td><td>10.3</td><td style="text-align: right;">↗</td></tr> <tr><td>17:</td><td>*10.6</td><td style="text-align: right;">↗</td></tr> <tr><td>18:</td><td>*10.8</td><td style="text-align: right;">←</td></tr> <tr><td>19:</td><td>*10.7</td><td style="text-align: right;">↘</td></tr> <tr><td>20:</td><td>*10.6</td><td style="text-align: right;">↘</td></tr> </table> <table border="1" style="width:100%; border-collapse: collapse; margin-top: 5px;"> <tr> <td style="width:80%;">Serie</td> <td style="width:20%; text-align: right;">99.0</td> </tr> <tr> <td>Total</td> <td style="text-align: right;">196.0</td> </tr> </table>	11:	*10.7	↑	12:	*10.9	←	13:	*10.6	↗	14:	9.9	↘	15:	10.0	↑	16:	10.3	↗	17:	*10.6	↗	18:	*10.8	←	19:	*10.7	↘	20:	*10.6	↘	Serie	99.0	Total	196.0
11:	*10.7	↑																																	
12:	*10.9	←																																	
13:	*10.6	↗																																	
14:	9.9	↘																																	
15:	10.0	↑																																	
16:	10.3	↗																																	
17:	*10.6	↗																																	
18:	*10.8	←																																	
19:	*10.7	↘																																	
20:	*10.6	↘																																	
Serie	99.0																																		
Total	196.0																																		

<p>Prøve</p> 	<table style="width:100%; border-collapse: collapse;"> <tr><td style="text-align: right;">1:</td><td style="text-align: right;">*10.6</td><td style="text-align: right;">↘</td></tr> <tr><td style="text-align: right;">2:</td><td style="text-align: right;">*10.9</td><td style="text-align: right;">↗</td></tr> <tr><td style="text-align: right;">3:</td><td style="text-align: right;">10.2</td><td style="text-align: right;">↙</td></tr> <tr><td style="text-align: right;">4:</td><td style="text-align: right;">10.4</td><td style="text-align: right;">↗</td></tr> </table> <table border="1" style="width:100%; border-collapse: collapse; margin-top: 10px;"> <tr> <td style="width:80%;">Serie</td> <td style="text-align: right;">40.0</td> </tr> <tr> <td>Total</td> <td style="text-align: right;">0.0</td> </tr> </table>	1:	*10.6	↘	2:	*10.9	↗	3:	10.2	↙	4:	10.4	↗	Serie	40.0	Total	0.0
1:	*10.6	↘															
2:	*10.9	↗															
3:	10.2	↙															
4:	10.4	↗															
Serie	40.0																
Total	0.0																

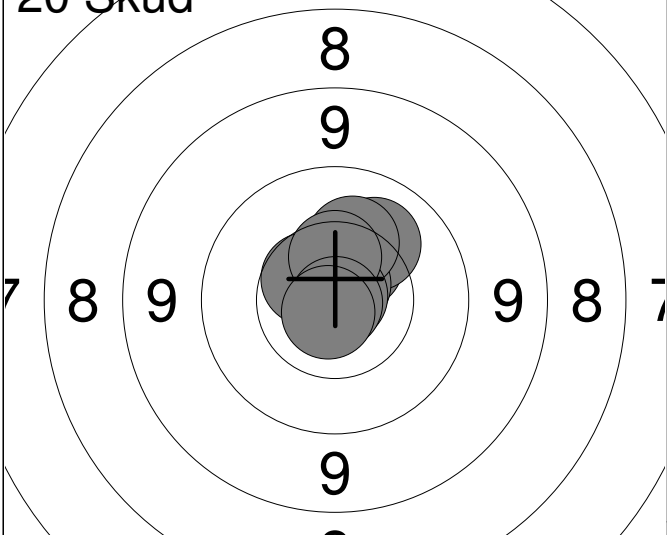
<p>20 Skud</p> 	<table style="width:100%; border-collapse: collapse;"> <tr><td style="text-align: right;">1:</td><td style="text-align: right;">*10.6</td><td style="text-align: right;">↗</td></tr> <tr><td style="text-align: right;">2:</td><td style="text-align: right;">9.9</td><td style="text-align: right;">↙</td></tr> <tr><td style="text-align: right;">3:</td><td style="text-align: right;">*10.8</td><td style="text-align: right;">↙</td></tr> <tr><td style="text-align: right;">4:</td><td style="text-align: right;">*10.6</td><td style="text-align: right;">↙</td></tr> <tr><td style="text-align: right;">5:</td><td style="text-align: right;">10.2</td><td style="text-align: right;">↙</td></tr> <tr><td style="text-align: right;">6:</td><td style="text-align: right;">10.3</td><td style="text-align: right;">↙</td></tr> <tr><td style="text-align: right;">7:</td><td style="text-align: right;">9.7</td><td style="text-align: right;">↘</td></tr> <tr><td style="text-align: right;">8:</td><td style="text-align: right;">10.2</td><td style="text-align: right;">↙</td></tr> <tr><td style="text-align: right;">9:</td><td style="text-align: right;">10.0</td><td style="text-align: right;">↘</td></tr> <tr><td style="text-align: right;">10:</td><td style="text-align: right;">10.5</td><td style="text-align: right;">↙</td></tr> </table> <table border="1" style="width:100%; border-collapse: collapse; margin-top: 10px;"> <tr> <td style="width:80%;">Serie</td> <td style="text-align: right;">98.0</td> </tr> <tr> <td>Total</td> <td style="text-align: right;">98.0</td> </tr> </table>	1:	*10.6	↗	2:	9.9	↙	3:	*10.8	↙	4:	*10.6	↙	5:	10.2	↙	6:	10.3	↙	7:	9.7	↘	8:	10.2	↙	9:	10.0	↘	10:	10.5	↙	Serie	98.0	Total	98.0
1:	*10.6	↗																																	
2:	9.9	↙																																	
3:	*10.8	↙																																	
4:	*10.6	↙																																	
5:	10.2	↙																																	
6:	10.3	↙																																	
7:	9.7	↘																																	
8:	10.2	↙																																	
9:	10.0	↘																																	
10:	10.5	↙																																	
Serie	98.0																																		
Total	98.0																																		

<p>20 Skud</p> 	<table style="width:100%; border-collapse: collapse;"> <tr><td style="text-align: right;">11:</td><td style="text-align: right;">10.0</td><td style="text-align: right;">↙</td></tr> <tr><td style="text-align: right;">12:</td><td style="text-align: right;">9.8</td><td style="text-align: right;">↗</td></tr> <tr><td style="text-align: right;">13:</td><td style="text-align: right;">10.4</td><td style="text-align: right;">↗</td></tr> <tr><td style="text-align: right;">14:</td><td style="text-align: right;">9.9</td><td style="text-align: right;">↗</td></tr> <tr><td style="text-align: right;">15:</td><td style="text-align: right;">*10.6</td><td style="text-align: right;">←</td></tr> <tr><td style="text-align: right;">16:</td><td style="text-align: right;">9.9</td><td style="text-align: right;">↗</td></tr> <tr><td style="text-align: right;">17:</td><td style="text-align: right;">9.9</td><td style="text-align: right;">←</td></tr> <tr><td style="text-align: right;">18:</td><td style="text-align: right;">9.7</td><td style="text-align: right;">←</td></tr> <tr><td style="text-align: right;">19:</td><td style="text-align: right;">9.8</td><td style="text-align: right;">↗</td></tr> <tr><td style="text-align: right;">20:</td><td style="text-align: right;">10.5</td><td style="text-align: right;">↗</td></tr> </table> <table border="1" style="width:100%; border-collapse: collapse; margin-top: 10px;"> <tr> <td style="width:80%;">Serie</td> <td style="text-align: right;">94.0</td> </tr> <tr> <td>Total</td> <td style="text-align: right;">192.0</td> </tr> </table>	11:	10.0	↙	12:	9.8	↗	13:	10.4	↗	14:	9.9	↗	15:	*10.6	←	16:	9.9	↗	17:	9.9	←	18:	9.7	←	19:	9.8	↗	20:	10.5	↗	Serie	94.0	Total	192.0
11:	10.0	↙																																	
12:	9.8	↗																																	
13:	10.4	↗																																	
14:	9.9	↗																																	
15:	*10.6	←																																	
16:	9.9	↗																																	
17:	9.9	←																																	
18:	9.7	←																																	
19:	9.8	↗																																	
20:	10.5	↗																																	
Serie	94.0																																		
Total	192.0																																		

<p>Prøve</p> 	<table style="width:100%; border-collapse: collapse;"> <tr><td style="width:10%;">1:</td><td style="width:40%;">9.3</td><td style="width:50%; text-align: right;">↑</td></tr> <tr><td>2:</td><td>*10.7</td><td style="text-align: right;">↖</td></tr> <tr><td>3:</td><td>*10.9</td><td style="text-align: right;">↗</td></tr> <tr><td>4:</td><td>10.4</td><td style="text-align: right;">←</td></tr> <tr><td>5:</td><td>10.2</td><td style="text-align: right;">↗</td></tr> <tr><td>6:</td><td>*10.7</td><td style="text-align: right;">↑</td></tr> </table>	1:	9.3	↑	2:	*10.7	↖	3:	*10.9	↗	4:	10.4	←	5:	10.2	↗	6:	*10.7	↑
1:	9.3	↑																	
2:	*10.7	↖																	
3:	*10.9	↗																	
4:	10.4	←																	
5:	10.2	↗																	
6:	*10.7	↑																	

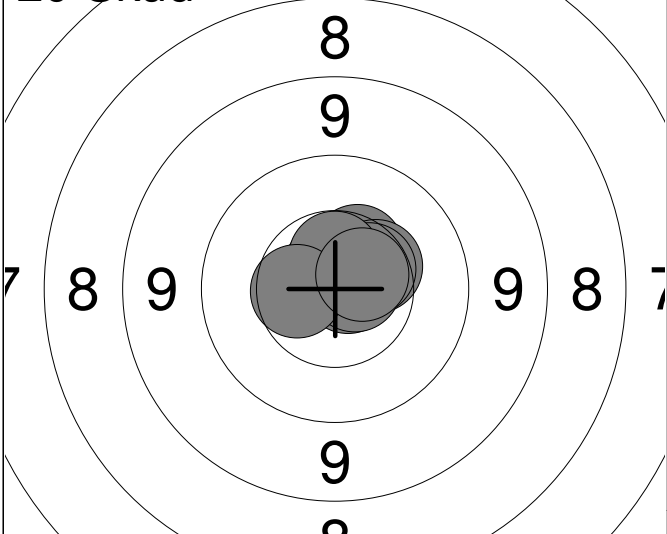
Serie	59.0
-------	------

Total	0.0
-------	-----

<p>20 Skud</p> 	<table style="width:100%; border-collapse: collapse;"> <tr><td style="width:10%;">1:</td><td style="width:40%;">10.6</td><td style="width:50%; text-align: right;">↖</td></tr> <tr><td>2:</td><td>10.5</td><td style="text-align: right;">↗</td></tr> <tr><td>3:</td><td>10.4</td><td style="text-align: right;">↗</td></tr> <tr><td>4:</td><td>10.2</td><td style="text-align: right;">↗</td></tr> <tr><td>5:</td><td>*10.7</td><td style="text-align: right;">↗</td></tr> <tr><td>6:</td><td>10.3</td><td style="text-align: right;">↑</td></tr> <tr><td>7:</td><td>*10.9</td><td style="text-align: right;">↗</td></tr> <tr><td>8:</td><td>10.4</td><td style="text-align: right;">↑</td></tr> <tr><td>9:</td><td>*10.9</td><td style="text-align: right;">↓</td></tr> <tr><td>10:</td><td>*10.8</td><td style="text-align: right;">↙</td></tr> </table>	1:	10.6	↖	2:	10.5	↗	3:	10.4	↗	4:	10.2	↗	5:	*10.7	↗	6:	10.3	↑	7:	*10.9	↗	8:	10.4	↑	9:	*10.9	↓	10:	*10.8	↙
1:	10.6	↖																													
2:	10.5	↗																													
3:	10.4	↗																													
4:	10.2	↗																													
5:	*10.7	↗																													
6:	10.3	↑																													
7:	*10.9	↗																													
8:	10.4	↑																													
9:	*10.9	↓																													
10:	*10.8	↙																													

Serie	100.0
-------	-------

Total	100.0
-------	-------

<p>20 Skud</p> 	<table style="width:100%; border-collapse: collapse;"> <tr><td style="width:10%;">11:</td><td style="width:40%;">*10.7</td><td style="width:50%; text-align: right;">↑</td></tr> <tr><td>12:</td><td>10.5</td><td style="text-align: right;">↗</td></tr> <tr><td>13:</td><td>10.4</td><td style="text-align: right;">↗</td></tr> <tr><td>14:</td><td>*10.8</td><td style="text-align: right;">→</td></tr> <tr><td>15:</td><td>10.4</td><td style="text-align: right;">↗</td></tr> <tr><td>16:</td><td>10.5</td><td style="text-align: right;">↗</td></tr> <tr><td>17:</td><td>*10.6</td><td style="text-align: right;">↑</td></tr> <tr><td>18:</td><td>*10.7</td><td style="text-align: right;">→</td></tr> <tr><td>19:</td><td>10.5</td><td style="text-align: right;">←</td></tr> <tr><td>20:</td><td>*10.6</td><td style="text-align: right;">↗</td></tr> </table>	11:	*10.7	↑	12:	10.5	↗	13:	10.4	↗	14:	*10.8	→	15:	10.4	↗	16:	10.5	↗	17:	*10.6	↑	18:	*10.7	→	19:	10.5	←	20:	*10.6	↗
11:	*10.7	↑																													
12:	10.5	↗																													
13:	10.4	↗																													
14:	*10.8	→																													
15:	10.4	↗																													
16:	10.5	↗																													
17:	*10.6	↑																													
18:	*10.7	→																													
19:	10.5	←																													
20:	*10.6	↗																													

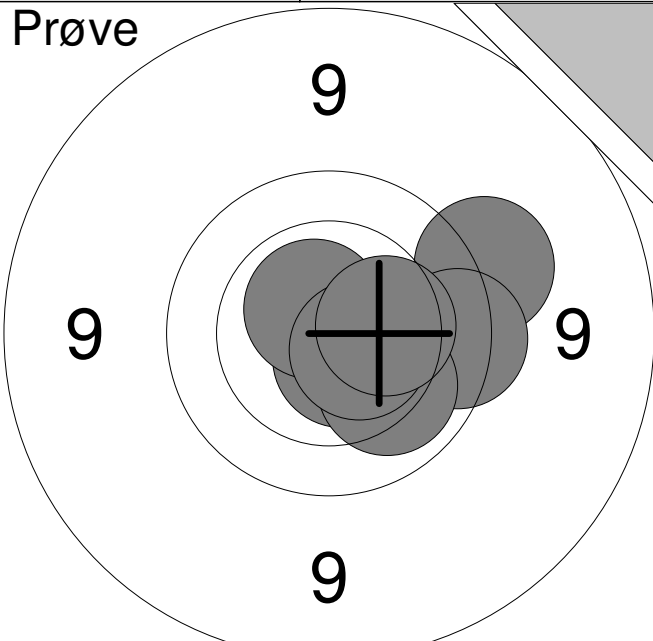
Serie	100.0
-------	-------

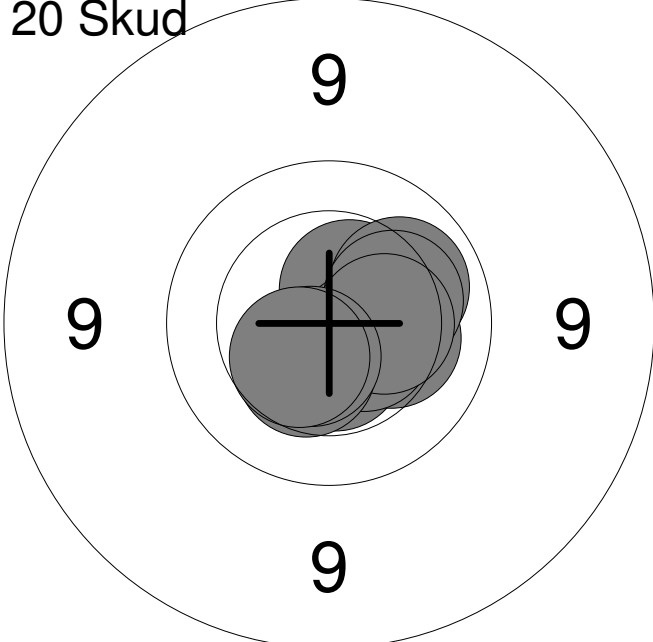
Total	200.0
-------	-------

<p>Prøve</p>	<table style="width:100%; border-collapse: collapse;"> <tr><td style="text-align: right;">1:</td><td style="text-align: right;">*10.5</td><td style="text-align: right;">↙</td></tr> <tr><td style="text-align: right;">2:</td><td style="text-align: right;">*10.6</td><td style="text-align: right;">↗</td></tr> <tr><td style="text-align: right;">3:</td><td style="text-align: right;">*10.7</td><td style="text-align: right;">↗</td></tr> <tr><td style="text-align: right;">4:</td><td style="text-align: right;">*10.9</td><td style="text-align: right;">↗</td></tr> <tr><td style="text-align: right;">5:</td><td style="text-align: right;">10.0</td><td style="text-align: right;">↗</td></tr> <tr><td style="text-align: right;">6:</td><td style="text-align: right;">10.1</td><td style="text-align: right;">↗</td></tr> <tr><td style="text-align: right;">7:</td><td style="text-align: right;">10.1</td><td style="text-align: right;">→</td></tr> <tr><td style="text-align: right;">8:</td><td style="text-align: right;">*10.7</td><td style="text-align: right;">↗</td></tr> <tr><td style="text-align: right;">9:</td><td style="text-align: right;">10.2</td><td style="text-align: right;">→</td></tr> <tr><td style="text-align: right;">10:</td><td style="text-align: right;">*10.7</td><td style="text-align: right;">↗</td></tr> </table>	1:	*10.5	↙	2:	*10.6	↗	3:	*10.7	↗	4:	*10.9	↗	5:	10.0	↗	6:	10.1	↗	7:	10.1	→	8:	*10.7	↗	9:	10.2	→	10:	*10.7	↗
1:	*10.5	↙																													
2:	*10.6	↗																													
3:	*10.7	↗																													
4:	*10.9	↗																													
5:	10.0	↗																													
6:	10.1	↗																													
7:	10.1	→																													
8:	*10.7	↗																													
9:	10.2	→																													
10:	*10.7	↗																													
	<table style="width:100%; border-collapse: collapse;"> <tr> <td style="width:80%;">Serie</td> <td style="text-align: right;">100.0</td> </tr> <tr> <td>Total</td> <td style="text-align: right;">0.0</td> </tr> </table>	Serie	100.0	Total	0.0																										
Serie	100.0																														
Total	0.0																														

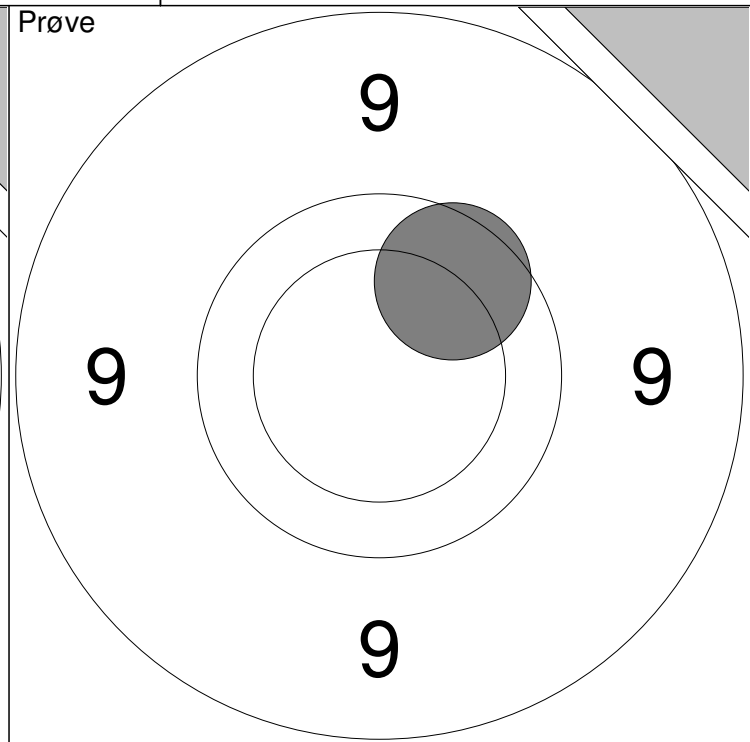
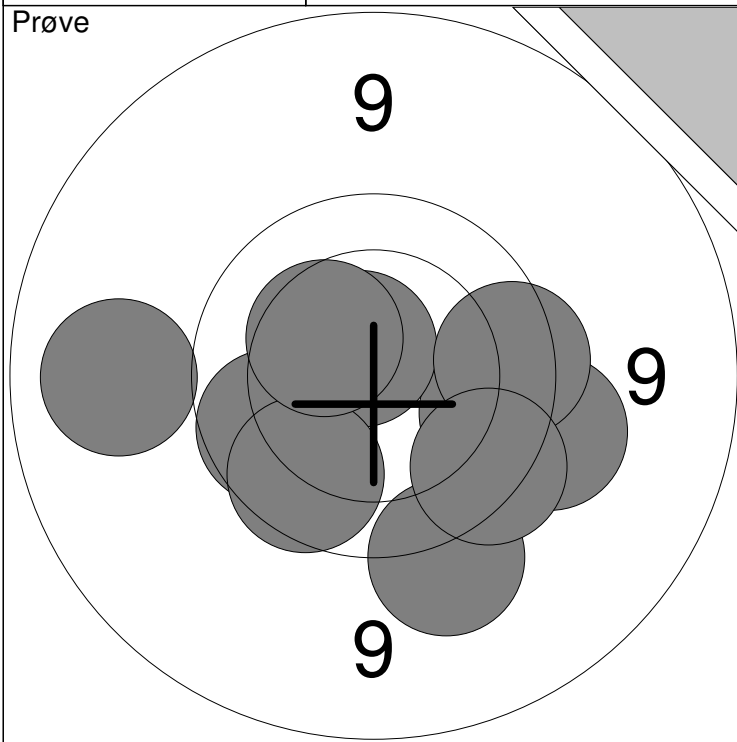
<p>20 Skud</p>	<table style="width:100%; border-collapse: collapse;"> <tr><td style="text-align: right;">1:</td><td style="text-align: right;">*10.7</td><td style="text-align: right;">→</td></tr> <tr><td style="text-align: right;">2:</td><td style="text-align: right;">10.4</td><td style="text-align: right;">↘</td></tr> <tr><td style="text-align: right;">3:</td><td style="text-align: right;">*10.6</td><td style="text-align: right;">←</td></tr> <tr><td style="text-align: right;">4:</td><td style="text-align: right;">*10.7</td><td style="text-align: right;">↓</td></tr> <tr><td style="text-align: right;">5:</td><td style="text-align: right;">10.0</td><td style="text-align: right;">↘</td></tr> <tr><td style="text-align: right;">6:</td><td style="text-align: right;">10.5</td><td style="text-align: right;">←</td></tr> <tr><td style="text-align: right;">7:</td><td style="text-align: right;">10.0</td><td style="text-align: right;">→</td></tr> <tr><td style="text-align: right;">8:</td><td style="text-align: right;">10.3</td><td style="text-align: right;">↗</td></tr> <tr><td style="text-align: right;">9:</td><td style="text-align: right;">10.4</td><td style="text-align: right;">↑</td></tr> <tr><td style="text-align: right;">10:</td><td style="text-align: right;">*10.6</td><td style="text-align: right;">↙</td></tr> </table>	1:	*10.7	→	2:	10.4	↘	3:	*10.6	←	4:	*10.7	↓	5:	10.0	↘	6:	10.5	←	7:	10.0	→	8:	10.3	↗	9:	10.4	↑	10:	*10.6	↙
1:	*10.7	→																													
2:	10.4	↘																													
3:	*10.6	←																													
4:	*10.7	↓																													
5:	10.0	↘																													
6:	10.5	←																													
7:	10.0	→																													
8:	10.3	↗																													
9:	10.4	↑																													
10:	*10.6	↙																													
	<table style="width:100%; border-collapse: collapse;"> <tr> <td style="width:80%;">Serie</td> <td style="text-align: right;">100.0</td> </tr> <tr> <td>Total</td> <td style="text-align: right;">100.0</td> </tr> </table>	Serie	100.0	Total	100.0																										
Serie	100.0																														
Total	100.0																														

<p>20 Skud</p>	<table style="width:100%; border-collapse: collapse;"> <tr><td style="text-align: right;">11:</td><td style="text-align: right;">*10.9</td><td style="text-align: right;">→</td></tr> <tr><td style="text-align: right;">12:</td><td style="text-align: right;">*10.6</td><td style="text-align: right;">↑</td></tr> <tr><td style="text-align: right;">13:</td><td style="text-align: right;">*10.8</td><td style="text-align: right;">↘</td></tr> <tr><td style="text-align: right;">14:</td><td style="text-align: right;">*10.5</td><td style="text-align: right;">↗</td></tr> <tr><td style="text-align: right;">15:</td><td style="text-align: right;">*10.5</td><td style="text-align: right;">↗</td></tr> <tr><td style="text-align: right;">16:</td><td style="text-align: right;">9.9</td><td style="text-align: right;">→</td></tr> <tr><td style="text-align: right;">17:</td><td style="text-align: right;">10.2</td><td style="text-align: right;">↗</td></tr> <tr><td style="text-align: right;">18:</td><td style="text-align: right;">10.4</td><td style="text-align: right;">↗</td></tr> <tr><td style="text-align: right;">19:</td><td style="text-align: right;">*10.5</td><td style="text-align: right;">→</td></tr> <tr><td style="text-align: right;">20:</td><td style="text-align: right;">*10.6</td><td style="text-align: right;">↙</td></tr> </table>	11:	*10.9	→	12:	*10.6	↑	13:	*10.8	↘	14:	*10.5	↗	15:	*10.5	↗	16:	9.9	→	17:	10.2	↗	18:	10.4	↗	19:	*10.5	→	20:	*10.6	↙
11:	*10.9	→																													
12:	*10.6	↑																													
13:	*10.8	↘																													
14:	*10.5	↗																													
15:	*10.5	↗																													
16:	9.9	→																													
17:	10.2	↗																													
18:	10.4	↗																													
19:	*10.5	→																													
20:	*10.6	↙																													
	<table style="width:100%; border-collapse: collapse;"> <tr> <td style="width:80%;">Serie</td> <td style="text-align: right;">99.0</td> </tr> <tr> <td>Total</td> <td style="text-align: right;">199.0</td> </tr> </table>	Serie	99.0	Total	199.0																										
Serie	99.0																														
Total	199.0																														

<p>Prøve</p> 	<table style="width:100%; border-collapse: collapse;"> <tr><td style="text-align: right;">1:</td><td style="text-align: right;">9.5</td><td style="text-align: right;">→</td></tr> <tr><td style="text-align: right;">2:</td><td style="text-align: right;">9.7</td><td style="text-align: right;">→</td></tr> <tr><td style="text-align: right;">3:</td><td style="text-align: right;">*10.7</td><td style="text-align: right;">↙</td></tr> <tr><td style="text-align: right;">4:</td><td style="text-align: right;">10.1</td><td style="text-align: right;">↙</td></tr> <tr><td style="text-align: right;">5:</td><td style="text-align: right;">*10.6</td><td style="text-align: right;">↗</td></tr> <tr><td style="text-align: right;">6:</td><td style="text-align: right;">*10.6</td><td style="text-align: right;">↙</td></tr> <tr><td style="text-align: right;">7:</td><td style="text-align: right;">10.3</td><td style="text-align: right;">→</td></tr> <tr><td colspan="3"><hr/></td></tr> <tr><td style="text-align: right;">Serie</td><td></td><td style="text-align: right;">68.0</td></tr> <tr><td style="text-align: right;">Total</td><td></td><td style="text-align: right;">0.0</td></tr> </table>	1:	9.5	→	2:	9.7	→	3:	*10.7	↙	4:	10.1	↙	5:	*10.6	↗	6:	*10.6	↙	7:	10.3	→	<hr/>			Serie		68.0	Total		0.0
1:	9.5	→																													
2:	9.7	→																													
3:	*10.7	↙																													
4:	10.1	↙																													
5:	*10.6	↗																													
6:	*10.6	↙																													
7:	10.3	→																													
<hr/>																															
Serie		68.0																													
Total		0.0																													

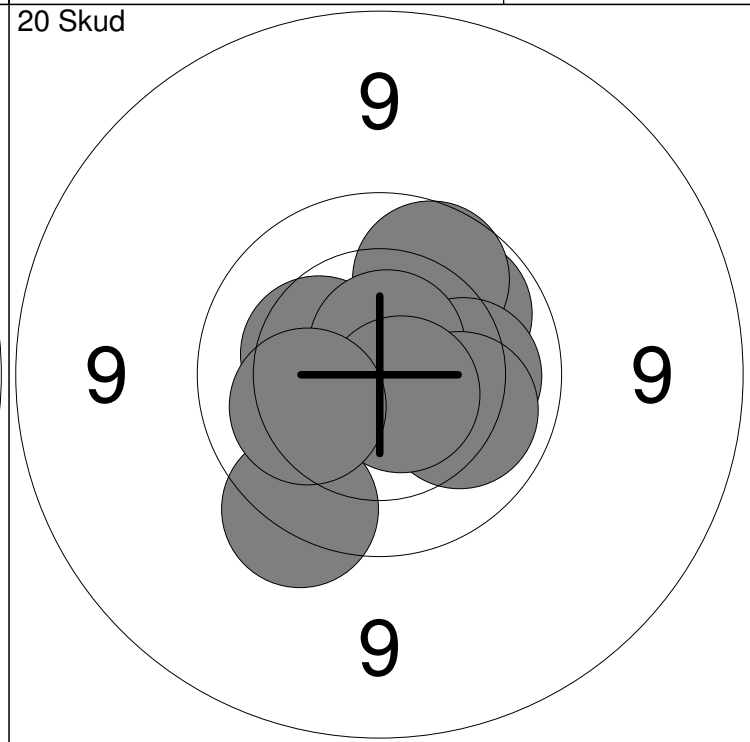
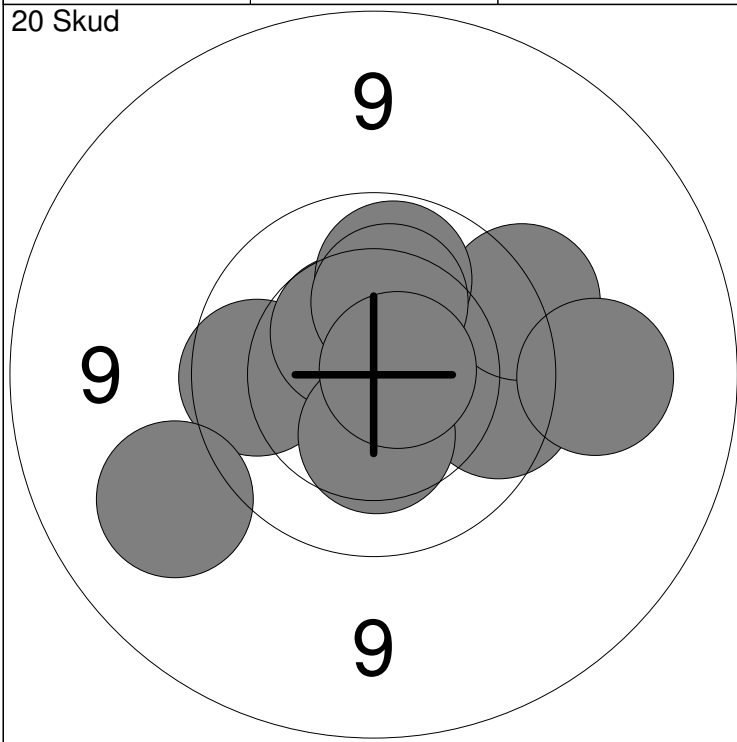
<p>20 Skud</p> 	<table style="width:100%; border-collapse: collapse;"> <tr><td style="text-align: right;">1:</td><td style="text-align: right;">*10.5</td><td style="text-align: right;">↙</td></tr> <tr><td style="text-align: right;">2:</td><td style="text-align: right;">10.3</td><td style="text-align: right;">→</td></tr> <tr><td style="text-align: right;">3:</td><td style="text-align: right;">*10.5</td><td style="text-align: right;">↗</td></tr> <tr><td style="text-align: right;">4:</td><td style="text-align: right;">*10.5</td><td style="text-align: right;">↙</td></tr> <tr><td style="text-align: right;">5:</td><td style="text-align: right;">10.1</td><td style="text-align: right;">↗</td></tr> <tr><td style="text-align: right;">6:</td><td style="text-align: right;">10.2</td><td style="text-align: right;">→</td></tr> <tr><td style="text-align: right;">7:</td><td style="text-align: right;">10.4</td><td style="text-align: right;">→</td></tr> <tr><td style="text-align: right;">8:</td><td style="text-align: right;">10.4</td><td style="text-align: right;">↙</td></tr> <tr><td style="text-align: right;">9:</td><td style="text-align: right;">*10.5</td><td style="text-align: right;">↙</td></tr> <tr><td style="text-align: right;">10:</td><td style="text-align: right;">10.5</td><td style="text-align: right;">↙</td></tr> <tr><td colspan="3"><hr/></td></tr> <tr><td style="text-align: right;">Serie</td><td></td><td style="text-align: right;">100.0</td></tr> <tr><td style="text-align: right;">Total</td><td></td><td style="text-align: right;">100.0</td></tr> </table>	1:	*10.5	↙	2:	10.3	→	3:	*10.5	↗	4:	*10.5	↙	5:	10.1	↗	6:	10.2	→	7:	10.4	→	8:	10.4	↙	9:	*10.5	↙	10:	10.5	↙	<hr/>			Serie		100.0	Total		100.0
1:	*10.5	↙																																						
2:	10.3	→																																						
3:	*10.5	↗																																						
4:	*10.5	↙																																						
5:	10.1	↗																																						
6:	10.2	→																																						
7:	10.4	→																																						
8:	10.4	↙																																						
9:	*10.5	↙																																						
10:	10.5	↙																																						
<hr/>																																								
Serie		100.0																																						
Total		100.0																																						

<p>20 Skud</p> 	<table style="width:100%; border-collapse: collapse;"> <tr><td style="text-align: right;">11:</td><td style="text-align: right;">*10.6</td><td style="text-align: right;">↙</td></tr> <tr><td style="text-align: right;">12:</td><td style="text-align: right;">*10.6</td><td style="text-align: right;">↗</td></tr> <tr><td style="text-align: right;">13:</td><td style="text-align: right;">*10.8</td><td style="text-align: right;">↙</td></tr> <tr><td style="text-align: right;">14:</td><td style="text-align: right;">10.3</td><td style="text-align: right;">←</td></tr> <tr><td style="text-align: right;">15:</td><td style="text-align: right;">*10.7</td><td style="text-align: right;">→</td></tr> <tr><td style="text-align: right;">16:</td><td style="text-align: right;">9.9</td><td style="text-align: right;">↙</td></tr> <tr><td style="text-align: right;">17:</td><td style="text-align: right;">10.4</td><td style="text-align: right;">↙</td></tr> <tr><td style="text-align: right;">18:</td><td style="text-align: right;">10.5</td><td style="text-align: right;">→</td></tr> <tr><td style="text-align: right;">19:</td><td style="text-align: right;">*10.5</td><td style="text-align: right;">↙</td></tr> <tr><td style="text-align: right;">20:</td><td style="text-align: right;">10.0</td><td style="text-align: right;">↙</td></tr> <tr><td colspan="3"><hr/></td></tr> <tr><td style="text-align: right;">Serie</td><td></td><td style="text-align: right;">99.0</td></tr> <tr><td style="text-align: right;">Total</td><td></td><td style="text-align: right;">199.0</td></tr> </table>	11:	*10.6	↙	12:	*10.6	↗	13:	*10.8	↙	14:	10.3	←	15:	*10.7	→	16:	9.9	↙	17:	10.4	↙	18:	10.5	→	19:	*10.5	↙	20:	10.0	↙	<hr/>			Serie		99.0	Total		199.0
11:	*10.6	↙																																						
12:	*10.6	↗																																						
13:	*10.8	↙																																						
14:	10.3	←																																						
15:	*10.7	→																																						
16:	9.9	↙																																						
17:	10.4	↙																																						
18:	10.5	→																																						
19:	*10.5	↙																																						
20:	10.0	↙																																						
<hr/>																																								
Serie		99.0																																						
Total		199.0																																						



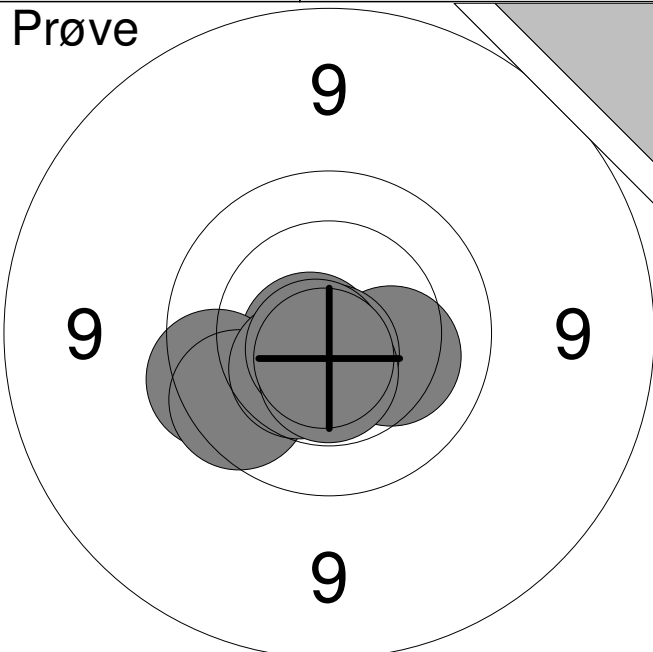
1: 9.4 ↘	6: 9.9 ↙	Serie	92.0
2: 9.8 →	7: 9.8 →		
3: 9.1 ←	8: 9.9 ↘	Total	0.0
4: *10.7 ↗	9: 9.7 ↘		
5: 9.5 ↘	10: 10.3 ↗		

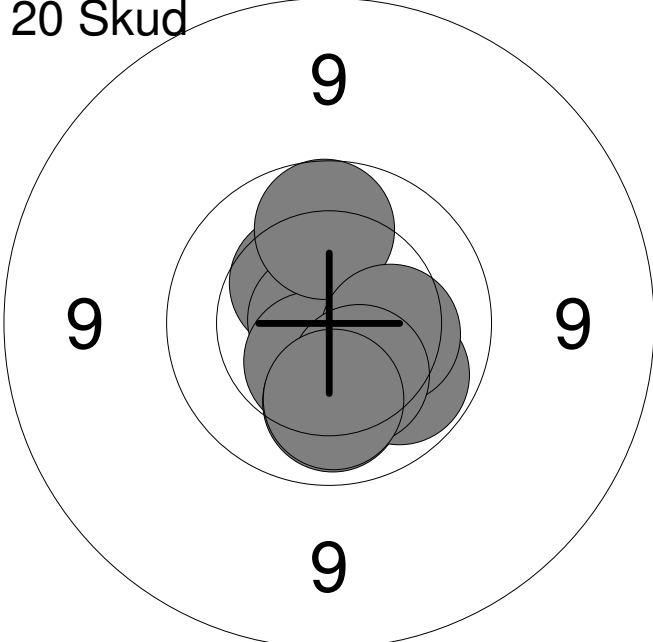
11: 9.9 ↗	Serie	9.0
	Total	0.0

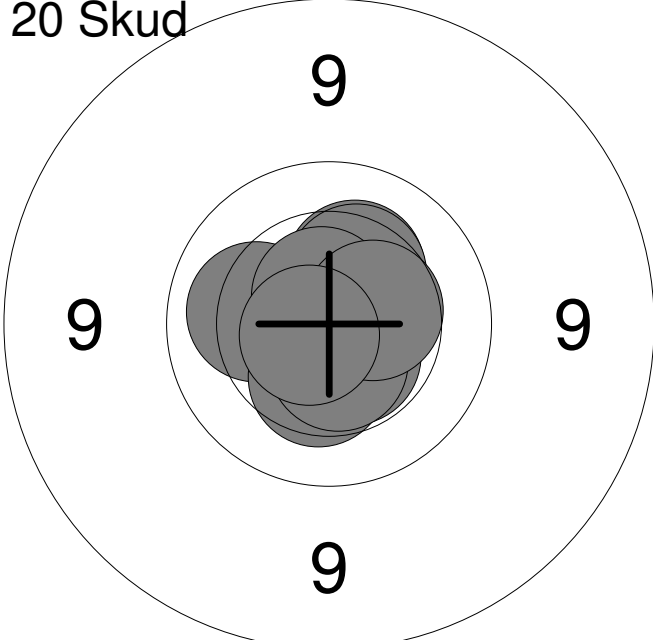


1: 9.8 →	6: 9.2 ↙	Serie	95.0
2: 9.9 ←	7: 10.0 ↗		
3: 9.6 ↗	8: 10.2 ↗	Total	95.0
4: 10.5 ↗	9: 10.4 ↘		
5: 9.3 →	10: *10.7 →		

11: 10.1 ↗	16: 10.3 ↙	Serie	98.0
12: 9.7 ↘	17: *10.7 ↗		
13: 10.0 ↗	18: 10.1 →	Total	193.0
14: 9.9 ↗	19: *10.7 ↘		
15: 10.1 →	20: 10.2 ↙		

<p>Prøve</p> 	<table style="width:100%; border-collapse: collapse;"> <tr><td style="width:5%;">1:</td><td style="width:15%;">10.2</td><td style="width:10%; text-align: right;">→</td></tr> <tr><td>2:</td><td>*10.7</td><td style="text-align: right;">←</td></tr> <tr><td>3:</td><td>9.8</td><td style="text-align: right;">←</td></tr> <tr><td>4:</td><td>9.8</td><td style="text-align: right;">←</td></tr> <tr><td>5:</td><td>*10.7</td><td style="text-align: right;">↓</td></tr> <tr><td>6:</td><td>10.4</td><td style="text-align: right;">←</td></tr> <tr><td>7:</td><td>*10.7</td><td style="text-align: right;">←</td></tr> <tr><td>8:</td><td>*10.5</td><td style="text-align: right;">↓</td></tr> <tr><td>9:</td><td>*10.7</td><td style="text-align: right;">↓</td></tr> <tr><td colspan="2">Serie</td><td style="text-align: right;">88.0</td></tr> <tr><td colspan="2">Total</td><td style="text-align: right;">0.0</td></tr> </table>	1:	10.2	→	2:	*10.7	←	3:	9.8	←	4:	9.8	←	5:	*10.7	↓	6:	10.4	←	7:	*10.7	←	8:	*10.5	↓	9:	*10.7	↓	Serie		88.0	Total		0.0
1:	10.2	→																																
2:	*10.7	←																																
3:	9.8	←																																
4:	9.8	←																																
5:	*10.7	↓																																
6:	10.4	←																																
7:	*10.7	←																																
8:	*10.5	↓																																
9:	*10.7	↓																																
Serie		88.0																																
Total		0.0																																

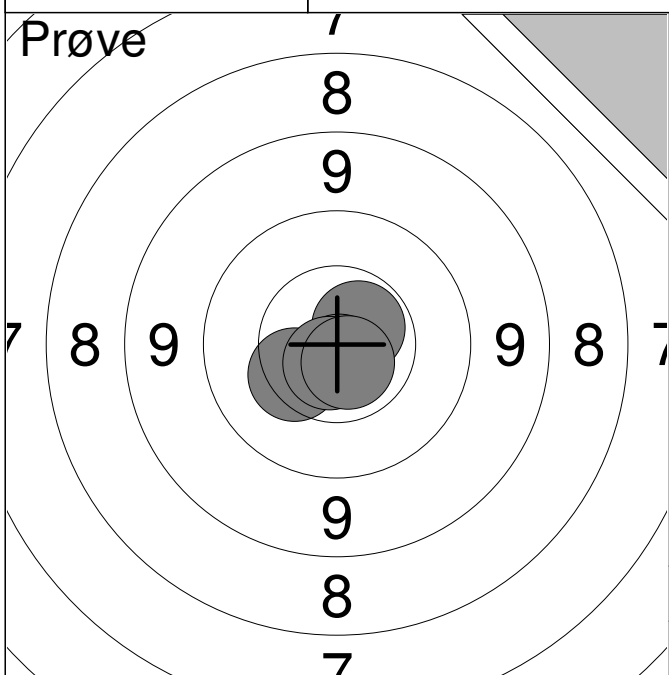
<p>20 Skud</p> 	<table style="width:100%; border-collapse: collapse;"> <tr><td style="width:5%;">1:</td><td style="width:15%;">10.4</td><td style="width:10%; text-align: right;">↗</td></tr> <tr><td>2:</td><td>*10.8</td><td style="text-align: right;">←</td></tr> <tr><td>3:</td><td>*10.5</td><td style="text-align: right;">↙</td></tr> <tr><td>4:</td><td>10.2</td><td style="text-align: right;">↘</td></tr> <tr><td>5:</td><td>10.1</td><td style="text-align: right;">↓</td></tr> <tr><td>6:</td><td>9.9</td><td style="text-align: right;">↑</td></tr> <tr><td>7:</td><td>10.0</td><td style="text-align: right;">↘</td></tr> <tr><td>8:</td><td>10.3</td><td style="text-align: right;">→</td></tr> <tr><td>9:</td><td>10.3</td><td style="text-align: right;">↙</td></tr> <tr><td>10:</td><td>10.1</td><td style="text-align: right;">↓</td></tr> <tr><td colspan="2">Serie</td><td style="text-align: right;">99.0</td></tr> <tr><td colspan="2">Total</td><td style="text-align: right;">99.0</td></tr> </table>	1:	10.4	↗	2:	*10.8	←	3:	*10.5	↙	4:	10.2	↘	5:	10.1	↓	6:	9.9	↑	7:	10.0	↘	8:	10.3	→	9:	10.3	↙	10:	10.1	↓	Serie		99.0	Total		99.0
1:	10.4	↗																																			
2:	*10.8	←																																			
3:	*10.5	↙																																			
4:	10.2	↘																																			
5:	10.1	↓																																			
6:	9.9	↑																																			
7:	10.0	↘																																			
8:	10.3	→																																			
9:	10.3	↙																																			
10:	10.1	↓																																			
Serie		99.0																																			
Total		99.0																																			

<p>20 Skud</p> 	<table style="width:100%; border-collapse: collapse;"> <tr><td style="width:5%;">11:</td><td style="width:15%;">10.3</td><td style="width:10%; text-align: right;">↗</td></tr> <tr><td>12:</td><td>10.3</td><td style="text-align: right;">↗</td></tr> <tr><td>13:</td><td>*10.8</td><td style="text-align: right;">←</td></tr> <tr><td>14:</td><td>10.2</td><td style="text-align: right;">←</td></tr> <tr><td>15:</td><td>*10.5</td><td style="text-align: right;">↘</td></tr> <tr><td>16:</td><td>10.4</td><td style="text-align: right;">↘</td></tr> <tr><td>17:</td><td>*10.5</td><td style="text-align: right;">↘</td></tr> <tr><td>18:</td><td>*10.6</td><td style="text-align: right;">↑</td></tr> <tr><td>19:</td><td>10.5</td><td style="text-align: right;">→</td></tr> <tr><td>20:</td><td>*10.7</td><td style="text-align: right;">←</td></tr> <tr><td colspan="2">Serie</td><td style="text-align: right;">100.0</td></tr> <tr><td colspan="2">Total</td><td style="text-align: right;">199.0</td></tr> </table>	11:	10.3	↗	12:	10.3	↗	13:	*10.8	←	14:	10.2	←	15:	*10.5	↘	16:	10.4	↘	17:	*10.5	↘	18:	*10.6	↑	19:	10.5	→	20:	*10.7	←	Serie		100.0	Total		199.0
11:	10.3	↗																																			
12:	10.3	↗																																			
13:	*10.8	←																																			
14:	10.2	←																																			
15:	*10.5	↘																																			
16:	10.4	↘																																			
17:	*10.5	↘																																			
18:	*10.6	↑																																			
19:	10.5	→																																			
20:	*10.7	←																																			
Serie		100.0																																			
Total		199.0																																			

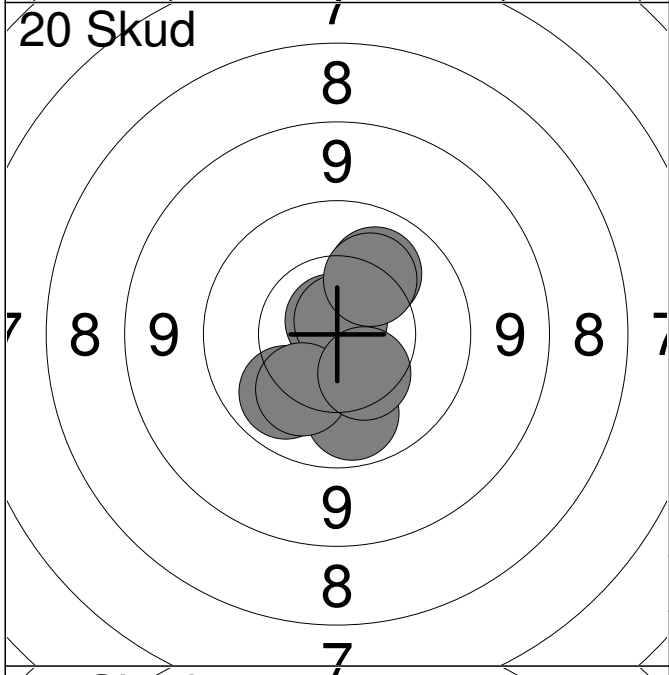
<p>Prøve</p>	<table style="width:100%; border-collapse: collapse;"> <tr><td>1:</td><td>9.9</td><td>→</td></tr> <tr><td>2:</td><td>9.5</td><td>→</td></tr> <tr><td>3:</td><td>9.8</td><td>↙</td></tr> <tr><td>4:</td><td>10.1</td><td>←</td></tr> <tr><td>5:</td><td>*10.6</td><td>↖</td></tr> <tr><td>6:</td><td>10.2</td><td>↑</td></tr> </table>	1:	9.9	→	2:	9.5	→	3:	9.8	↙	4:	10.1	←	5:	*10.6	↖	6:	10.2	↑
1:	9.9	→																	
2:	9.5	→																	
3:	9.8	↙																	
4:	10.1	←																	
5:	*10.6	↖																	
6:	10.2	↑																	
<table style="width:100%; border-collapse: collapse;"> <tr> <td style="width:45%;">Serie</td> <td style="width:55%; text-align: right;">57.0</td> </tr> <tr> <td>Total</td> <td style="text-align: right;">0.0</td> </tr> </table>		Serie	57.0	Total	0.0														
Serie	57.0																		
Total	0.0																		

<p>20 Skud</p>	<table style="width:100%; border-collapse: collapse;"> <tr><td>1:</td><td>10.5</td><td>↗</td></tr> <tr><td>2:</td><td>10.4</td><td>→</td></tr> <tr><td>3:</td><td>10.2</td><td>↖</td></tr> <tr><td>4:</td><td>10.3</td><td>↗</td></tr> <tr><td>5:</td><td>10.1</td><td>←</td></tr> <tr><td>6:</td><td>10.3</td><td>↗</td></tr> <tr><td>7:</td><td>10.4</td><td>↗</td></tr> <tr><td>8:</td><td>10.0</td><td>↙</td></tr> <tr><td>9:</td><td>10.4</td><td>↙</td></tr> <tr><td>10:</td><td>10.0</td><td>↑</td></tr> </table>	1:	10.5	↗	2:	10.4	→	3:	10.2	↖	4:	10.3	↗	5:	10.1	←	6:	10.3	↗	7:	10.4	↗	8:	10.0	↙	9:	10.4	↙	10:	10.0	↑
1:	10.5	↗																													
2:	10.4	→																													
3:	10.2	↖																													
4:	10.3	↗																													
5:	10.1	←																													
6:	10.3	↗																													
7:	10.4	↗																													
8:	10.0	↙																													
9:	10.4	↙																													
10:	10.0	↑																													
<table style="width:100%; border-collapse: collapse;"> <tr> <td style="width:45%;">Serie</td> <td style="width:55%; text-align: right;">100.0</td> </tr> <tr> <td>Total</td> <td style="text-align: right;">100.0</td> </tr> </table>		Serie	100.0	Total	100.0																										
Serie	100.0																														
Total	100.0																														

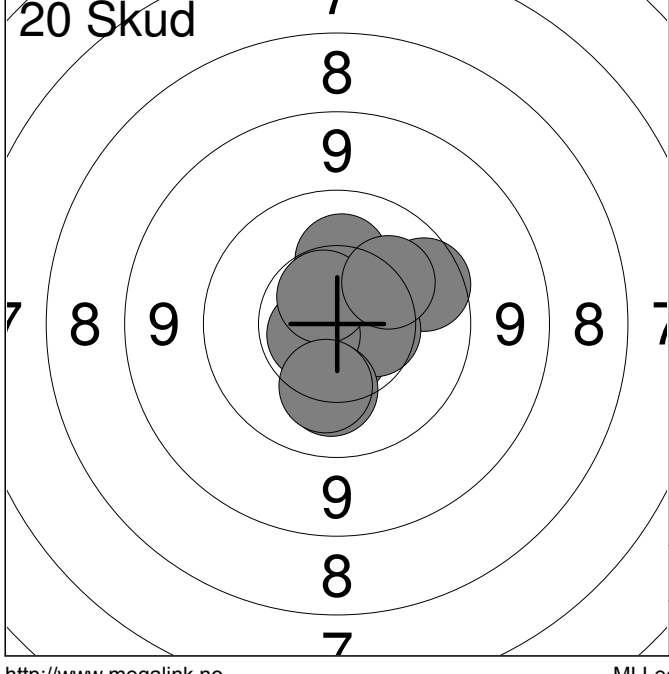
<p>20 Skud</p>	<table style="width:100%; border-collapse: collapse;"> <tr><td>11:</td><td>10.3</td><td>↖</td></tr> <tr><td>12:</td><td>10.0</td><td>↗</td></tr> <tr><td>13:</td><td>10.1</td><td>↑</td></tr> <tr><td>14:</td><td>9.9</td><td>↓</td></tr> <tr><td>15:</td><td>10.4</td><td>←</td></tr> <tr><td>16:</td><td>10.2</td><td>↓</td></tr> <tr><td>17:</td><td>10.2</td><td>↑</td></tr> <tr><td>18:</td><td>10.4</td><td>↗</td></tr> <tr><td>19:</td><td>10.5</td><td>↗</td></tr> <tr><td>20:</td><td>9.6</td><td>↗</td></tr> </table>	11:	10.3	↖	12:	10.0	↗	13:	10.1	↑	14:	9.9	↓	15:	10.4	←	16:	10.2	↓	17:	10.2	↑	18:	10.4	↗	19:	10.5	↗	20:	9.6	↗
11:	10.3	↖																													
12:	10.0	↗																													
13:	10.1	↑																													
14:	9.9	↓																													
15:	10.4	←																													
16:	10.2	↓																													
17:	10.2	↑																													
18:	10.4	↗																													
19:	10.5	↗																													
20:	9.6	↗																													
<table style="width:100%; border-collapse: collapse;"> <tr> <td style="width:45%;">Serie</td> <td style="width:55%; text-align: right;">98.0</td> </tr> <tr> <td>Total</td> <td style="text-align: right;">198.0</td> </tr> </table>		Serie	98.0	Total	198.0																										
Serie	98.0																														
Total	198.0																														



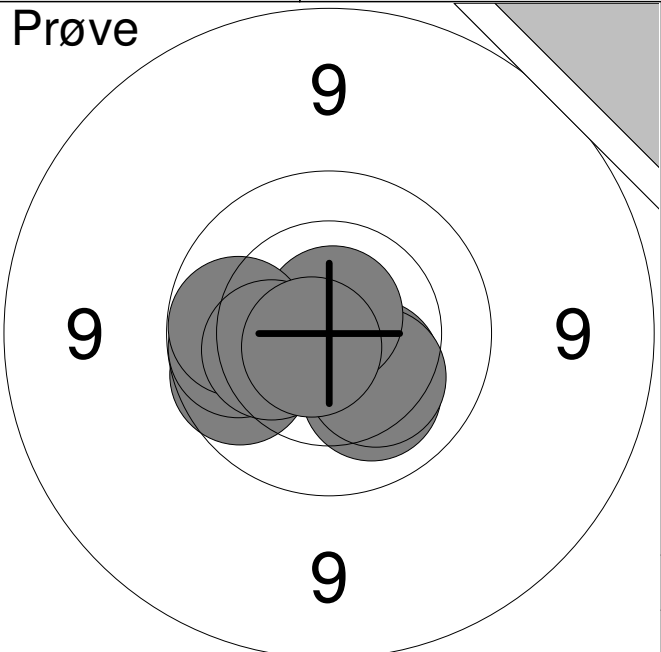
1:	*10.6	↗
2:	10.3	↖
3:	*10.8	↓
4:	*10.7	↘
5:	*10.7	↘
Serie		50.0
Total		0.0

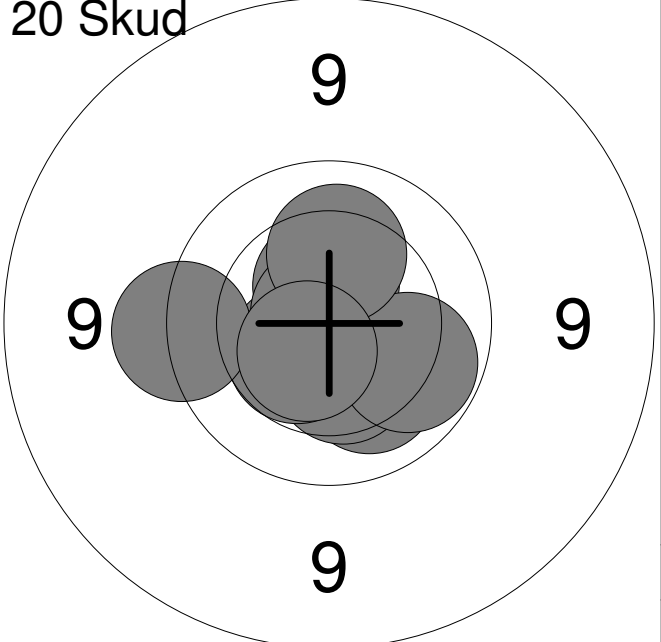


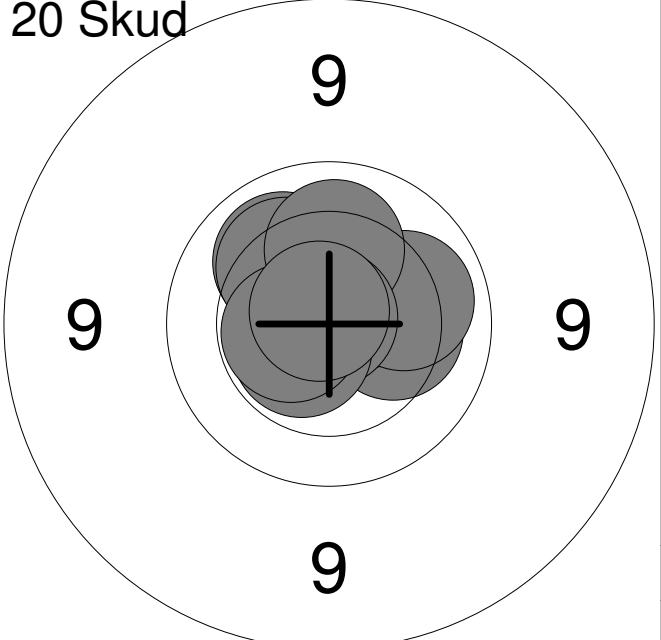
1:	*10.8	↑
2:	10.1	↖
3:	*10.9	↑
4:	10.1	↗
5:	*10.8	↑
6:	*10.8	↑
7:	10.0	↓
8:	10.2	↘
9:	10.2	↗
10:	10.4	↘
Serie		100.0
Total		100.0



11:	10.6	↑
12:	*10.6	↓
13:	9.8	↗
14:	10.5	→
15:	10.2	↑
16:	*10.7	↖
17:	*10.6	↑
18:	10.2	↓
19:	10.2	↓
20:	10.2	↗
Serie		99.0
Total		199.0

<p>Prøve</p> 	<table style="width:100%; border-collapse: collapse;"> <tr><td style="width:10%;">1:</td><td style="width:20%;">10.4</td><td style="width:10%; text-align: right;">↘</td></tr> <tr><td>2:</td><td>10.2</td><td style="text-align: right;">↘</td></tr> <tr><td>3:</td><td>10.3</td><td style="text-align: right;">↘</td></tr> <tr><td>4:</td><td>*10.8</td><td style="text-align: right;">↑</td></tr> <tr><td>5:</td><td>9.9</td><td style="text-align: right;">←</td></tr> <tr><td>6:</td><td>10.0</td><td style="text-align: right;">←</td></tr> <tr><td>7:</td><td>10.0</td><td style="text-align: right;">←</td></tr> <tr><td>8:</td><td>10.3</td><td style="text-align: right;">←</td></tr> <tr><td>9:</td><td>*10.7</td><td style="text-align: right;">↙</td></tr> </table> <table border="1" style="width:100%; border-collapse: collapse; margin-top: 5px;"> <tr> <td style="width:80%;">Serie</td> <td style="text-align: right;">89.0</td> </tr> <tr> <td>Total</td> <td style="text-align: right;">0.0</td> </tr> </table>	1:	10.4	↘	2:	10.2	↘	3:	10.3	↘	4:	*10.8	↑	5:	9.9	←	6:	10.0	←	7:	10.0	←	8:	10.3	←	9:	*10.7	↙	Serie	89.0	Total	0.0
1:	10.4	↘																														
2:	10.2	↘																														
3:	10.3	↘																														
4:	*10.8	↑																														
5:	9.9	←																														
6:	10.0	←																														
7:	10.0	←																														
8:	10.3	←																														
9:	*10.7	↙																														
Serie	89.0																															
Total	0.0																															

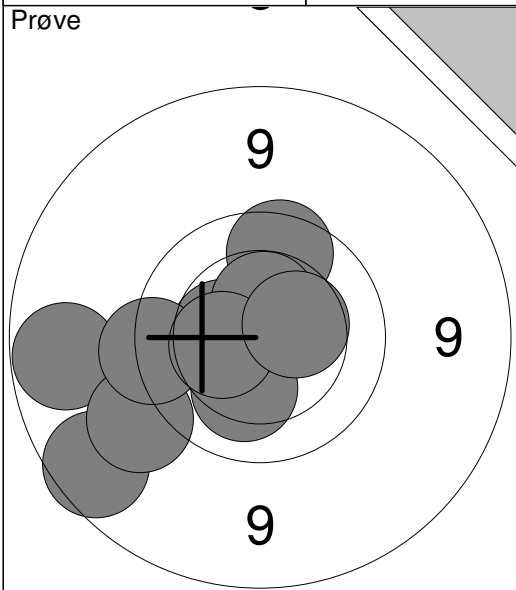
<p>20 Skud</p> 	<table style="width:100%; border-collapse: collapse;"> <tr><td style="width:10%;">1:</td><td style="width:20%;">10.2</td><td style="width:10%; text-align: right;">↘</td></tr> <tr><td>2:</td><td>*10.5</td><td style="text-align: right;">↑</td></tr> <tr><td>3:</td><td>10.4</td><td style="text-align: right;">↘</td></tr> <tr><td>4:</td><td>*10.5</td><td style="text-align: right;">↑</td></tr> <tr><td>5:</td><td>10.5</td><td style="text-align: right;">↙</td></tr> <tr><td>6:</td><td>*10.8</td><td style="text-align: right;">↗</td></tr> <tr><td>7:</td><td>9.6</td><td style="text-align: right;">←</td></tr> <tr><td>8:</td><td>10.0</td><td style="text-align: right;">↘</td></tr> <tr><td>9:</td><td>10.2</td><td style="text-align: right;">↑</td></tr> <tr><td>10:</td><td>*10.6</td><td style="text-align: right;">↙</td></tr> </table> <table border="1" style="width:100%; border-collapse: collapse; margin-top: 5px;"> <tr> <td style="width:80%;">Serie</td> <td style="text-align: right;">99.0</td> </tr> <tr> <td>Total</td> <td style="text-align: right;">99.0</td> </tr> </table>	1:	10.2	↘	2:	*10.5	↑	3:	10.4	↘	4:	*10.5	↑	5:	10.5	↙	6:	*10.8	↗	7:	9.6	←	8:	10.0	↘	9:	10.2	↑	10:	*10.6	↙	Serie	99.0	Total	99.0
1:	10.2	↘																																	
2:	*10.5	↑																																	
3:	10.4	↘																																	
4:	*10.5	↑																																	
5:	10.5	↙																																	
6:	*10.8	↗																																	
7:	9.6	←																																	
8:	10.0	↘																																	
9:	10.2	↑																																	
10:	*10.6	↙																																	
Serie	99.0																																		
Total	99.0																																		

<p>20 Skud</p> 	<table style="width:100%; border-collapse: collapse;"> <tr><td style="width:10%;">11:</td><td style="width:20%;">10.1</td><td style="width:10%; text-align: right;">↗</td></tr> <tr><td>12:</td><td>10.3</td><td style="text-align: right;">→</td></tr> <tr><td>13:</td><td>*10.5</td><td style="text-align: right;">↗</td></tr> <tr><td>14:</td><td>10.2</td><td style="text-align: right;">↗</td></tr> <tr><td>15:</td><td>10.1</td><td style="text-align: right;">→</td></tr> <tr><td>16:</td><td>10.2</td><td style="text-align: right;">↑</td></tr> <tr><td>17:</td><td>*10.9</td><td style="text-align: right;">↑</td></tr> <tr><td>18:</td><td>*10.6</td><td style="text-align: right;">↙</td></tr> <tr><td>19:</td><td>*10.5</td><td style="text-align: right;">←</td></tr> <tr><td>20:</td><td>*10.8</td><td style="text-align: right;">↗</td></tr> </table> <table border="1" style="width:100%; border-collapse: collapse; margin-top: 5px;"> <tr> <td style="width:80%;">Serie</td> <td style="text-align: right;">100.0</td> </tr> <tr> <td>Total</td> <td style="text-align: right;">199.0</td> </tr> </table>	11:	10.1	↗	12:	10.3	→	13:	*10.5	↗	14:	10.2	↗	15:	10.1	→	16:	10.2	↑	17:	*10.9	↑	18:	*10.6	↙	19:	*10.5	←	20:	*10.8	↗	Serie	100.0	Total	199.0
11:	10.1	↗																																	
12:	10.3	→																																	
13:	*10.5	↗																																	
14:	10.2	↗																																	
15:	10.1	→																																	
16:	10.2	↑																																	
17:	*10.9	↑																																	
18:	*10.6	↙																																	
19:	*10.5	←																																	
20:	*10.8	↗																																	
Serie	100.0																																		
Total	199.0																																		

<p>Prøve</p>	<table style="width:100%; border-collapse: collapse;"> <tr><td style="width:10%;">1:</td><td style="width:15%;">9.0</td><td style="width:10%; text-align: center;">↗</td></tr> <tr><td>2:</td><td>10.3</td><td style="text-align: center;">↗</td></tr> <tr><td>3:</td><td>9.0</td><td style="text-align: center;">↗</td></tr> <tr><td>4:</td><td>8.3</td><td style="text-align: center;">↖</td></tr> <tr><td>5:</td><td>9.2</td><td style="text-align: center;">↗</td></tr> <tr><td>6:</td><td>9.8</td><td style="text-align: center;">↗</td></tr> <tr><td>7:</td><td>10.0</td><td style="text-align: center;">↘</td></tr> <tr><td>8:</td><td>9.8</td><td style="text-align: center;">↘</td></tr> </table>	1:	9.0	↗	2:	10.3	↗	3:	9.0	↗	4:	8.3	↖	5:	9.2	↗	6:	9.8	↗	7:	10.0	↘	8:	9.8	↘
1:	9.0	↗																							
2:	10.3	↗																							
3:	9.0	↗																							
4:	8.3	↖																							
5:	9.2	↗																							
6:	9.8	↗																							
7:	10.0	↘																							
8:	9.8	↘																							
<table style="width:100%; border-collapse: collapse;"> <tr> <td style="width:10%;">Serie</td> <td style="width:15%;"></td> <td style="width:10%; text-align: right;">73.0</td> </tr> <tr> <td>Total</td> <td></td> <td style="text-align: right;">0.0</td> </tr> </table>		Serie		73.0	Total		0.0																		
Serie		73.0																							
Total		0.0																							

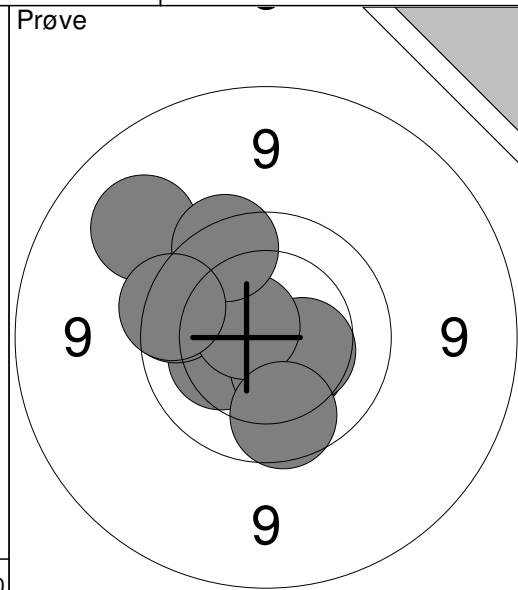
<p>20 Skud</p>	<table style="width:100%; border-collapse: collapse;"> <tr><td style="width:10%;">1:</td><td style="width:15%;">*10.6</td><td style="width:10%; text-align: center;">↘</td></tr> <tr><td>2:</td><td>10.4</td><td style="text-align: center;">↗</td></tr> <tr><td>3:</td><td>10.0</td><td style="text-align: center;">↘</td></tr> <tr><td>4:</td><td>10.3</td><td style="text-align: center;">↘</td></tr> <tr><td>5:</td><td>9.8</td><td style="text-align: center;">↖</td></tr> <tr><td>6:</td><td>10.1</td><td style="text-align: center;">↘</td></tr> <tr><td>7:</td><td>10.5</td><td style="text-align: center;">↘</td></tr> <tr><td>8:</td><td>10.6</td><td style="text-align: center;">↖</td></tr> <tr><td>9:</td><td>10.5</td><td style="text-align: center;">↘</td></tr> <tr><td>10:</td><td>10.0</td><td style="text-align: center;">↗</td></tr> </table>	1:	*10.6	↘	2:	10.4	↗	3:	10.0	↘	4:	10.3	↘	5:	9.8	↖	6:	10.1	↘	7:	10.5	↘	8:	10.6	↖	9:	10.5	↘	10:	10.0	↗
1:	*10.6	↘																													
2:	10.4	↗																													
3:	10.0	↘																													
4:	10.3	↘																													
5:	9.8	↖																													
6:	10.1	↘																													
7:	10.5	↘																													
8:	10.6	↖																													
9:	10.5	↘																													
10:	10.0	↗																													
<table style="width:100%; border-collapse: collapse;"> <tr> <td style="width:10%;">Serie</td> <td style="width:15%;"></td> <td style="width:10%; text-align: right;">99.0</td> </tr> <tr> <td>Total</td> <td></td> <td style="text-align: right;">99.0</td> </tr> </table>		Serie		99.0	Total		99.0																								
Serie		99.0																													
Total		99.0																													

<p>20 Skud</p>	<table style="width:100%; border-collapse: collapse;"> <tr><td style="width:10%;">11:</td><td style="width:15%;">10.4</td><td style="width:10%; text-align: center;">→</td></tr> <tr><td>12:</td><td>9.4</td><td style="text-align: center;">↘</td></tr> <tr><td>13:</td><td>*10.6</td><td style="text-align: center;">↘</td></tr> <tr><td>14:</td><td>9.8</td><td style="text-align: center;">↗</td></tr> <tr><td>15:</td><td>10.5</td><td style="text-align: center;">↘</td></tr> <tr><td>16:</td><td>10.0</td><td style="text-align: center;">↘</td></tr> <tr><td>17:</td><td>10.6</td><td style="text-align: center;">→</td></tr> <tr><td>18:</td><td>10.5</td><td style="text-align: center;">→</td></tr> <tr><td>19:</td><td>10.5</td><td style="text-align: center;">↑</td></tr> <tr><td>20:</td><td>*10.6</td><td style="text-align: center;">←</td></tr> </table>	11:	10.4	→	12:	9.4	↘	13:	*10.6	↘	14:	9.8	↗	15:	10.5	↘	16:	10.0	↘	17:	10.6	→	18:	10.5	→	19:	10.5	↑	20:	*10.6	←
11:	10.4	→																													
12:	9.4	↘																													
13:	*10.6	↘																													
14:	9.8	↗																													
15:	10.5	↘																													
16:	10.0	↘																													
17:	10.6	→																													
18:	10.5	→																													
19:	10.5	↑																													
20:	*10.6	←																													
<table style="width:100%; border-collapse: collapse;"> <tr> <td style="width:10%;">Serie</td> <td style="width:15%;"></td> <td style="width:10%; text-align: right;">98.0</td> </tr> <tr> <td>Total</td> <td></td> <td style="text-align: right;">197.0</td> </tr> </table>		Serie		98.0	Total		197.0																								
Serie		98.0																													
Total		197.0																													



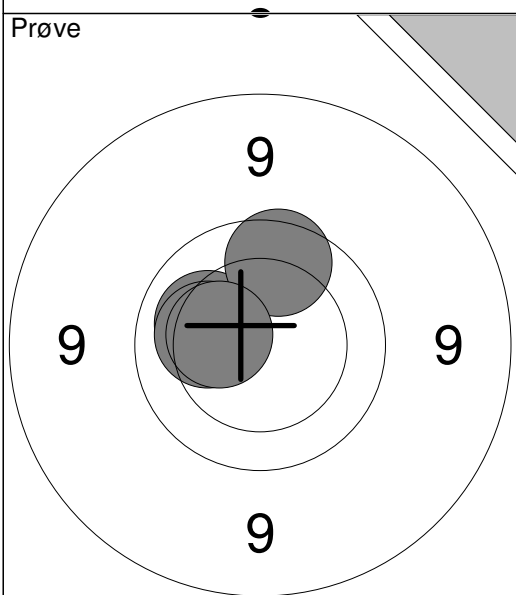
1:	9.0	←
2:	9.8	↑
3:	10.4	←
4:	10.2	↓
5:	8.9	←
6:	9.4	←
7:	9.6	←
8:	10.5	↑
9:	10.4	←
10:	10.4	→

Serie	94.0
Total	0.0



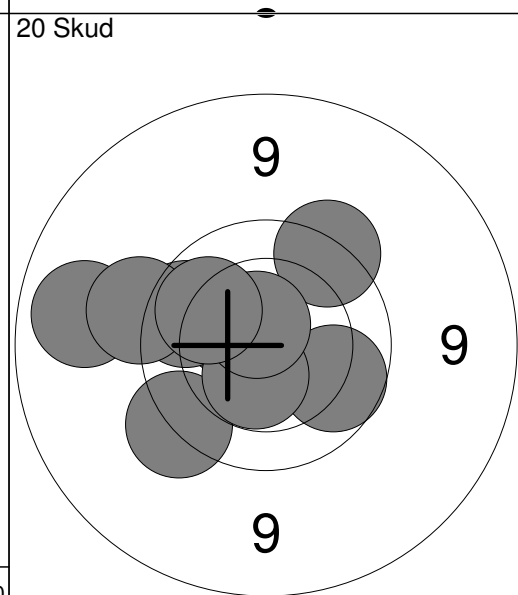
11:	10.3	←
12:	9.2	↗
13:	9.8	←
14:	10.5	↓
15:	10.4	↓
16:	10.4	↘
17:	*10.6	↗
18:	9.7	↗
19:	9.9	↓
20:	9.7	←

Serie	95.0
Total	0.0



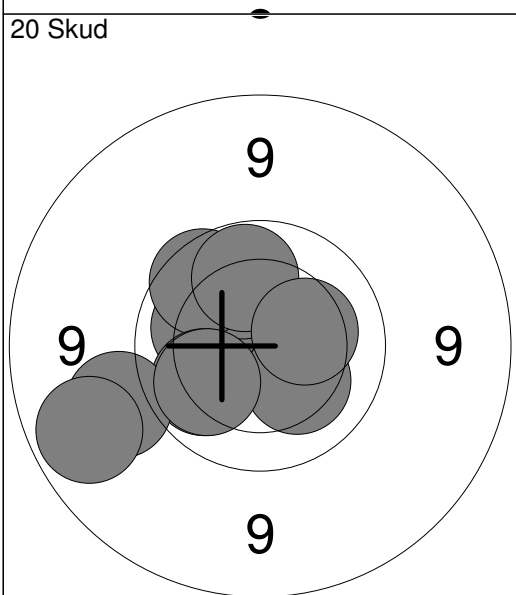
21:	10.2	↖
22:	9.8	↑
23:	10.2	←
24:	10.4	←

Serie	39.0
Total	0.0



1:	9.1	←
2:	10.4	↗
3:	9.6	↘
4:	9.9	↘
5:	9.8	↗
6:	*10.5	↓
7:	9.5	←
8:	9.6	↗
9:	*10.6	↗
10:	10.0	↖

Serie	94.0
Total	94.0



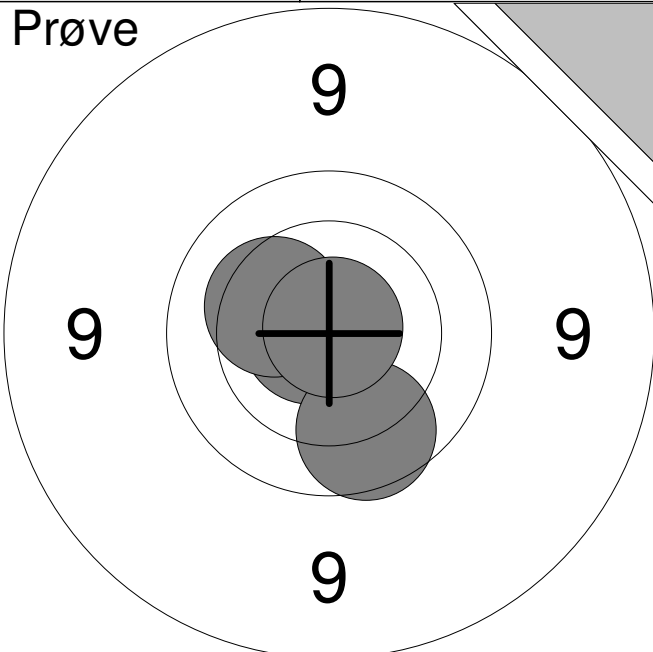
11:	10.1	←
12:	10.1	↑
13:	9.8	↗
14:	10.0	↖
15:	10.0	↑
16:	10.2	↘
17:	10.3	→
18:	9.3	←
19:	9.0	←
20:	10.0	↖

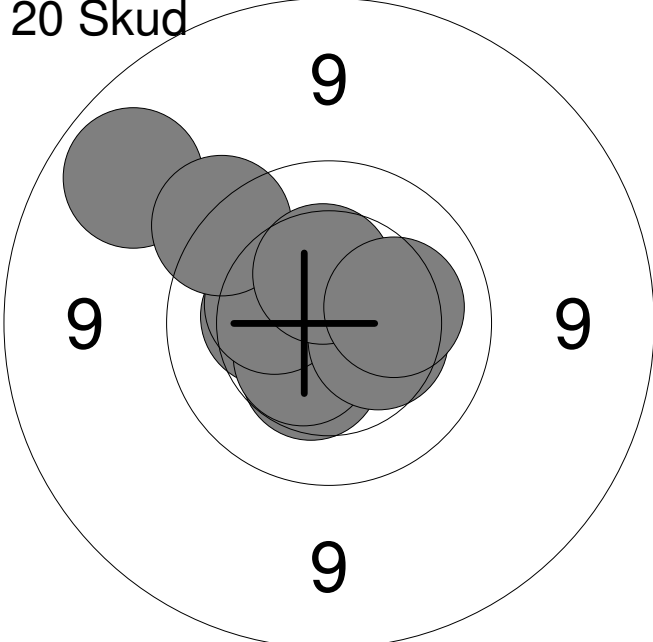
Serie	97.0
Total	191.0

<p>Prøve</p>	<table style="width:100%; border-collapse: collapse;"> <tr><td>1:</td><td>*10.7</td><td>→</td></tr> <tr><td>2:</td><td>*10.9</td><td>←</td></tr> <tr><td>3:</td><td>9.9</td><td>↗</td></tr> <tr><td>4:</td><td>9.9</td><td>↗</td></tr> <tr><td>5:</td><td>10.4</td><td>↑</td></tr> <tr><td>6:</td><td>9.8</td><td>→</td></tr> <tr><td>7:</td><td>10.4</td><td>↗</td></tr> <tr><td>8:</td><td>*10.5</td><td>↓</td></tr> </table>	1:	*10.7	→	2:	*10.9	←	3:	9.9	↗	4:	9.9	↗	5:	10.4	↑	6:	9.8	→	7:	10.4	↗	8:	*10.5	↓
1:	*10.7	→																							
2:	*10.9	←																							
3:	9.9	↗																							
4:	9.9	↗																							
5:	10.4	↑																							
6:	9.8	→																							
7:	10.4	↗																							
8:	*10.5	↓																							
	<table border="1" style="width:100%; border-collapse: collapse;"> <tr> <td style="width:80%;">Serie</td> <td style="text-align: right;">77.0</td> </tr> <tr> <td>Total</td> <td style="text-align: right;">0.0</td> </tr> </table>	Serie	77.0	Total	0.0																				
Serie	77.0																								
Total	0.0																								

<p>20 Skud</p>	<table style="width:100%; border-collapse: collapse;"> <tr><td>1:</td><td>10.0</td><td>↘</td></tr> <tr><td>2:</td><td>10.2</td><td>←</td></tr> <tr><td>3:</td><td>*10.6</td><td>←</td></tr> <tr><td>4:</td><td>*10.5</td><td>↑</td></tr> <tr><td>5:</td><td>10.1</td><td>↙</td></tr> <tr><td>6:</td><td>10.0</td><td>↗</td></tr> <tr><td>7:</td><td>10.4</td><td>↗</td></tr> <tr><td>8:</td><td>10.1</td><td>↑</td></tr> <tr><td>9:</td><td>10.1</td><td>↙</td></tr> <tr><td>10:</td><td>*10.7</td><td>←</td></tr> </table>	1:	10.0	↘	2:	10.2	←	3:	*10.6	←	4:	*10.5	↑	5:	10.1	↙	6:	10.0	↗	7:	10.4	↗	8:	10.1	↑	9:	10.1	↙	10:	*10.7	←
1:	10.0	↘																													
2:	10.2	←																													
3:	*10.6	←																													
4:	*10.5	↑																													
5:	10.1	↙																													
6:	10.0	↗																													
7:	10.4	↗																													
8:	10.1	↑																													
9:	10.1	↙																													
10:	*10.7	←																													
	<table border="1" style="width:100%; border-collapse: collapse;"> <tr> <td style="width:80%;">Serie</td> <td style="text-align: right;">100.0</td> </tr> <tr> <td>Total</td> <td style="text-align: right;">100.0</td> </tr> </table>	Serie	100.0	Total	100.0																										
Serie	100.0																														
Total	100.0																														

<p>20 Skud</p>	<table style="width:100%; border-collapse: collapse;"> <tr><td>11:</td><td>10.3</td><td>↓</td></tr> <tr><td>12:</td><td>10.3</td><td>↓</td></tr> <tr><td>13:</td><td>*10.7</td><td>←</td></tr> <tr><td>14:</td><td>*10.6</td><td>↙</td></tr> <tr><td>15:</td><td>*10.6</td><td>↙</td></tr> <tr><td>16:</td><td>10.4</td><td>←</td></tr> <tr><td>17:</td><td>10.0</td><td>↙</td></tr> <tr><td>18:</td><td>9.9</td><td>↗</td></tr> <tr><td>19:</td><td>10.1</td><td>↙</td></tr> <tr><td>20:</td><td>*10.6</td><td>↙</td></tr> </table>	11:	10.3	↓	12:	10.3	↓	13:	*10.7	←	14:	*10.6	↙	15:	*10.6	↙	16:	10.4	←	17:	10.0	↙	18:	9.9	↗	19:	10.1	↙	20:	*10.6	↙
11:	10.3	↓																													
12:	10.3	↓																													
13:	*10.7	←																													
14:	*10.6	↙																													
15:	*10.6	↙																													
16:	10.4	←																													
17:	10.0	↙																													
18:	9.9	↗																													
19:	10.1	↙																													
20:	*10.6	↙																													
	<table border="1" style="width:100%; border-collapse: collapse;"> <tr> <td style="width:80%;">Serie</td> <td style="text-align: right;">99.0</td> </tr> <tr> <td>Total</td> <td style="text-align: right;">199.0</td> </tr> </table>	Serie	99.0	Total	199.0																										
Serie	99.0																														
Total	199.0																														

<p>Prøve</p> 	<table style="width:100%; border-collapse: collapse;"> <tr><td style="width:10%;">1:</td><td style="width:15%;">*10.8</td><td style="width:10%; text-align: right;">←</td></tr> <tr><td>2:</td><td>10.3</td><td style="text-align: right;">↗</td></tr> <tr><td>3:</td><td>9.9</td><td style="text-align: right;">↓</td></tr> <tr><td>4:</td><td>*10.9</td><td style="text-align: right;">↖</td></tr> </table>	1:	*10.8	←	2:	10.3	↗	3:	9.9	↓	4:	*10.9	↖
1:	*10.8	←											
2:	10.3	↗											
3:	9.9	↓											
4:	*10.9	↖											
<table style="width:100%; border-collapse: collapse;"> <tr> <td style="width:10%;">Serie</td> <td style="width:80%;"></td> <td style="width:10%; text-align: right;">39.0</td> </tr> <tr> <td>Total</td> <td></td> <td style="text-align: right;">0.0</td> </tr> </table>		Serie		39.0	Total		0.0						
Serie		39.0											
Total		0.0											

<p>20 Skud</p> 	<table style="width:100%; border-collapse: collapse;"> <tr><td style="width:10%;">1:</td><td style="width:15%;">*10.7</td><td style="width:10%; text-align: right;">→</td></tr> <tr><td>2:</td><td>10.3</td><td style="text-align: right;">←</td></tr> <tr><td>3:</td><td>10.4</td><td style="text-align: right;">↓</td></tr> <tr><td>4:</td><td>*10.5</td><td style="text-align: right;">↙</td></tr> <tr><td>5:</td><td>9.0</td><td style="text-align: right;">↗</td></tr> <tr><td>6:</td><td>10.3</td><td style="text-align: right;">↖</td></tr> <tr><td>7:</td><td>9.6</td><td style="text-align: right;">↗</td></tr> <tr><td>8:</td><td>10.4</td><td style="text-align: right;">↘</td></tr> <tr><td>9:</td><td>10.4</td><td style="text-align: right;">↑</td></tr> <tr><td>10:</td><td>10.2</td><td style="text-align: right;">→</td></tr> </table>	1:	*10.7	→	2:	10.3	←	3:	10.4	↓	4:	*10.5	↙	5:	9.0	↗	6:	10.3	↖	7:	9.6	↗	8:	10.4	↘	9:	10.4	↑	10:	10.2	→
1:	*10.7	→																													
2:	10.3	←																													
3:	10.4	↓																													
4:	*10.5	↙																													
5:	9.0	↗																													
6:	10.3	↖																													
7:	9.6	↗																													
8:	10.4	↘																													
9:	10.4	↑																													
10:	10.2	→																													
<table style="width:100%; border-collapse: collapse;"> <tr> <td style="width:10%;">Serie</td> <td style="width:80%;"></td> <td style="width:10%; text-align: right;">98.0</td> </tr> <tr> <td>Total</td> <td></td> <td style="text-align: right;">98.0</td> </tr> </table>		Serie		98.0	Total		98.0																								
Serie		98.0																													
Total		98.0																													

<p>20 Skud</p> 	<table style="width:100%; border-collapse: collapse;"> <tr><td style="width:10%;">11:</td><td style="width:15%;">10.0</td><td style="width:10%; text-align: right;">↘</td></tr> <tr><td>12:</td><td>*10.5</td><td style="text-align: right;">↖</td></tr> <tr><td>13:</td><td>10.4</td><td style="text-align: right;">↗</td></tr> <tr><td>14:</td><td>10.1</td><td style="text-align: right;">↗</td></tr> <tr><td>15:</td><td>*10.5</td><td style="text-align: right;">↘</td></tr> <tr><td>16:</td><td>10.4</td><td style="text-align: right;">←</td></tr> <tr><td>17:</td><td>9.7</td><td style="text-align: right;">←</td></tr> <tr><td>18:</td><td>*10.7</td><td style="text-align: right;">↓</td></tr> <tr><td>19:</td><td>9.9</td><td style="text-align: right;">↓</td></tr> <tr><td>20:</td><td>10.3</td><td style="text-align: right;">↙</td></tr> </table>	11:	10.0	↘	12:	*10.5	↖	13:	10.4	↗	14:	10.1	↗	15:	*10.5	↘	16:	10.4	←	17:	9.7	←	18:	*10.7	↓	19:	9.9	↓	20:	10.3	↙
11:	10.0	↘																													
12:	*10.5	↖																													
13:	10.4	↗																													
14:	10.1	↗																													
15:	*10.5	↘																													
16:	10.4	←																													
17:	9.7	←																													
18:	*10.7	↓																													
19:	9.9	↓																													
20:	10.3	↙																													
<table style="width:100%; border-collapse: collapse;"> <tr> <td style="width:10%;">Serie</td> <td style="width:80%;"></td> <td style="width:10%; text-align: right;">98.0</td> </tr> <tr> <td>Total</td> <td></td> <td style="text-align: right;">196.0</td> </tr> </table>		Serie		98.0	Total		196.0																								
Serie		98.0																													
Total		196.0																													

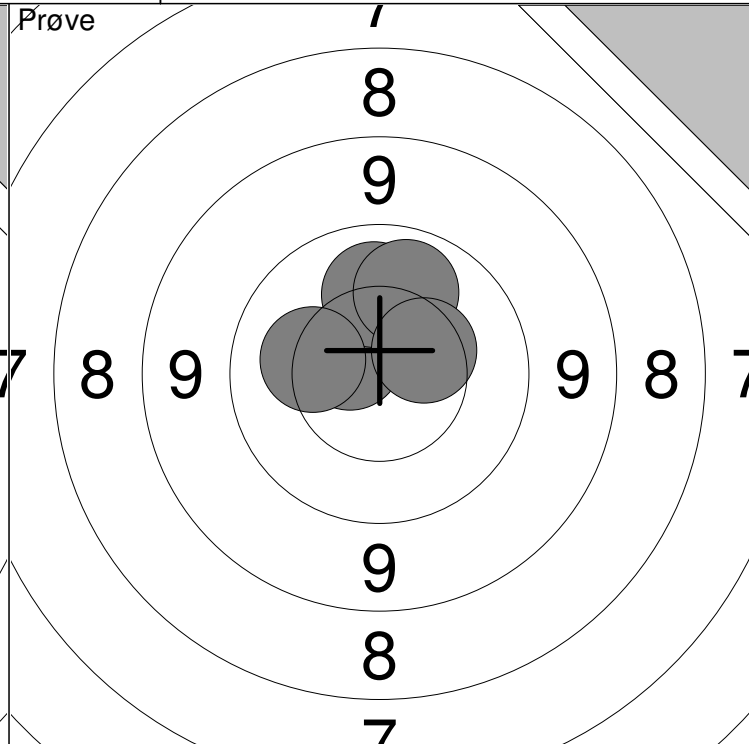
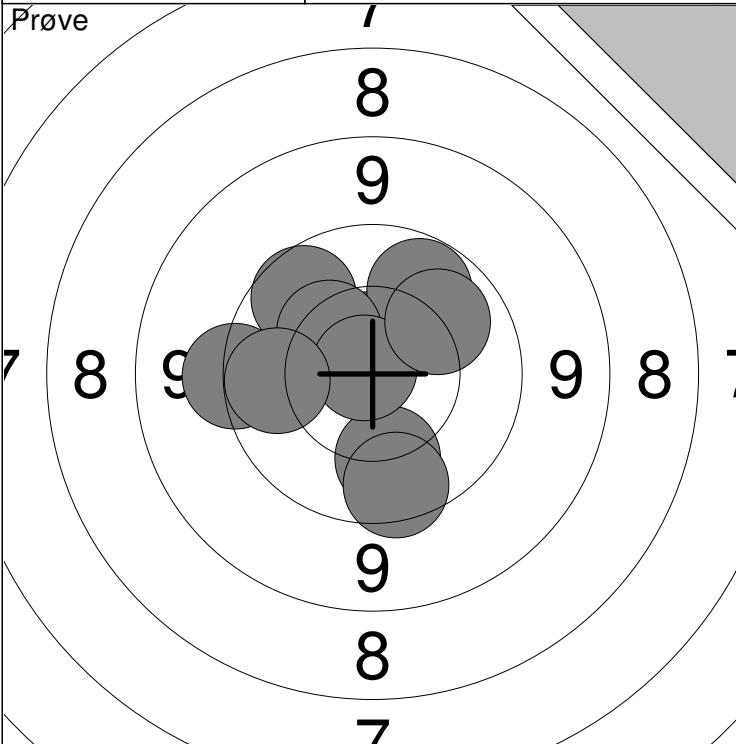
Hold
18

Skive
12

Adam Søtoft

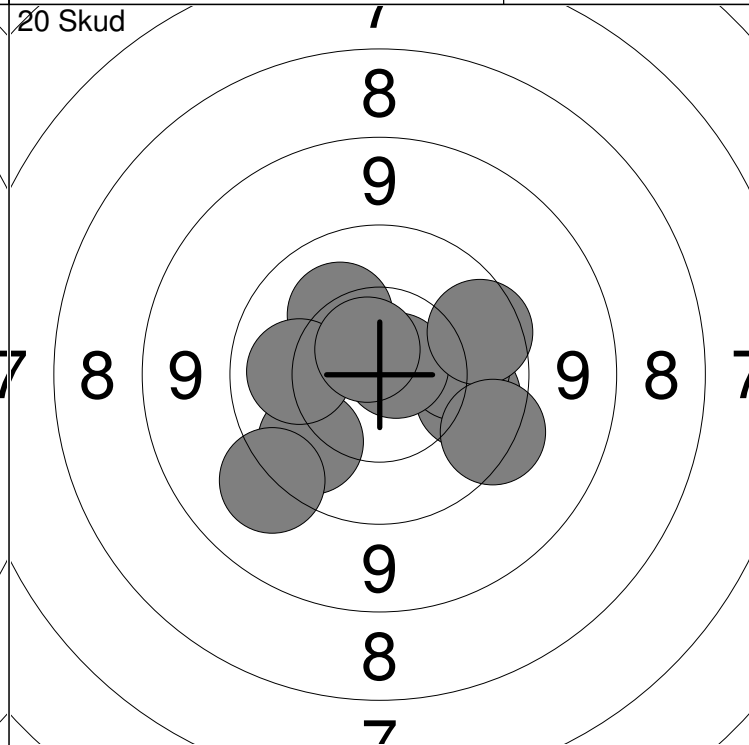
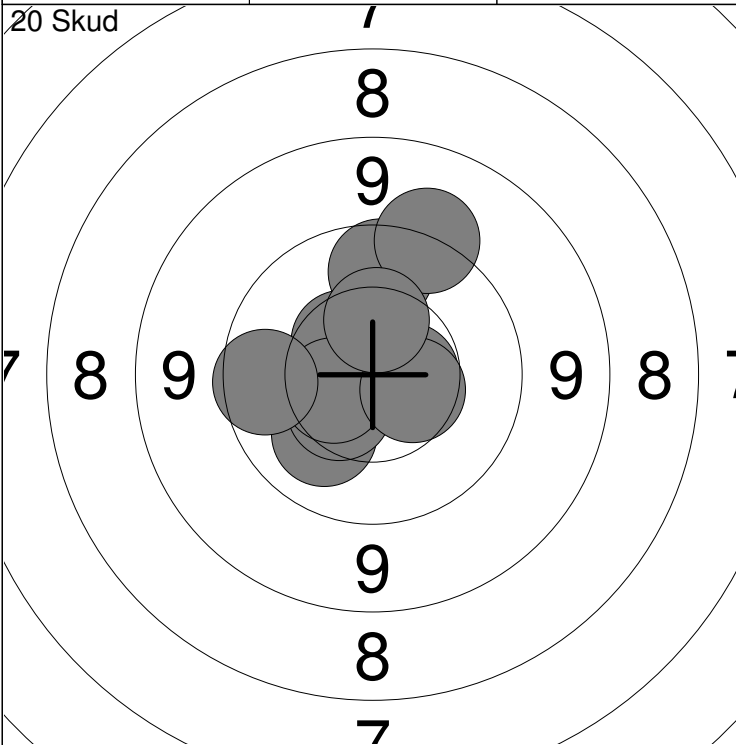
Aalborg Skyttekreds

J2



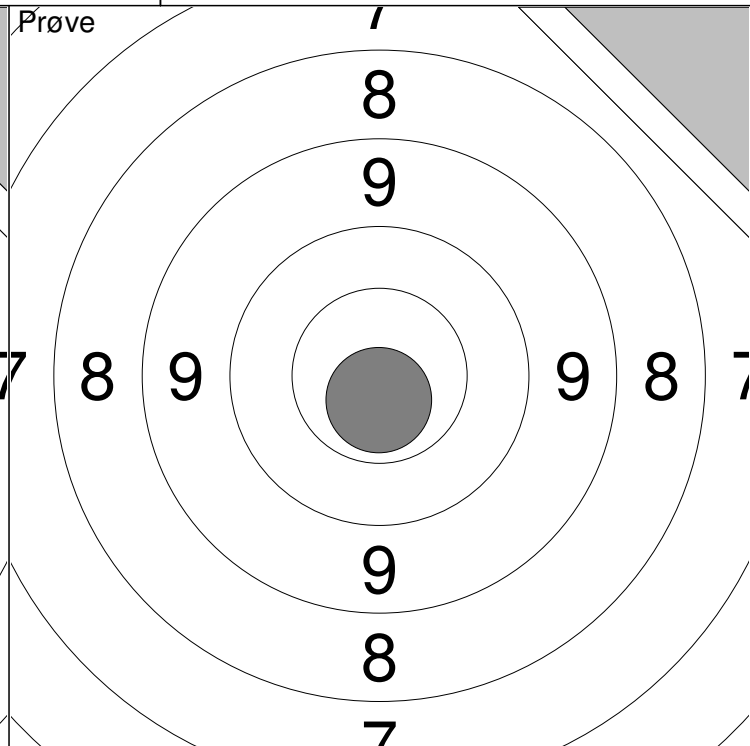
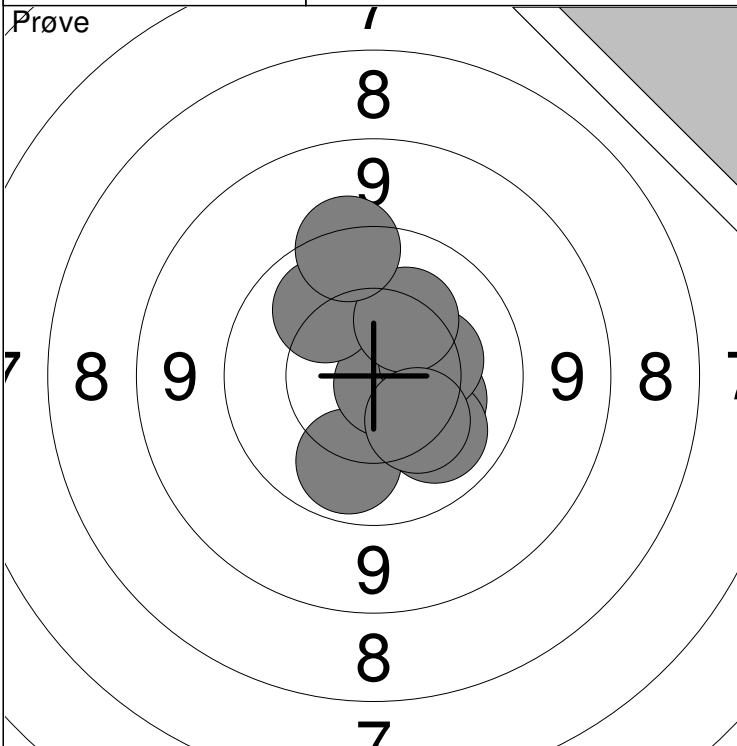
1: *10.6 ↑	6: 9.5 ←	Serie	97.0
2: 10.0 ↗	7: *10.8 ↗		
3: 9.9 ↖	8: 10.0 ←	Total	0.0
4: 10.3 ↖	9: 10.1 ↗		
5: 10.1 ↓	10: 9.8 ↓		

11: *10.6 ↖	Serie	50.0
12: 10.1 ↑		
13: 10.1 ↗	Total	0.0
14: 10.4 ↗		
15: 10.2 ←		



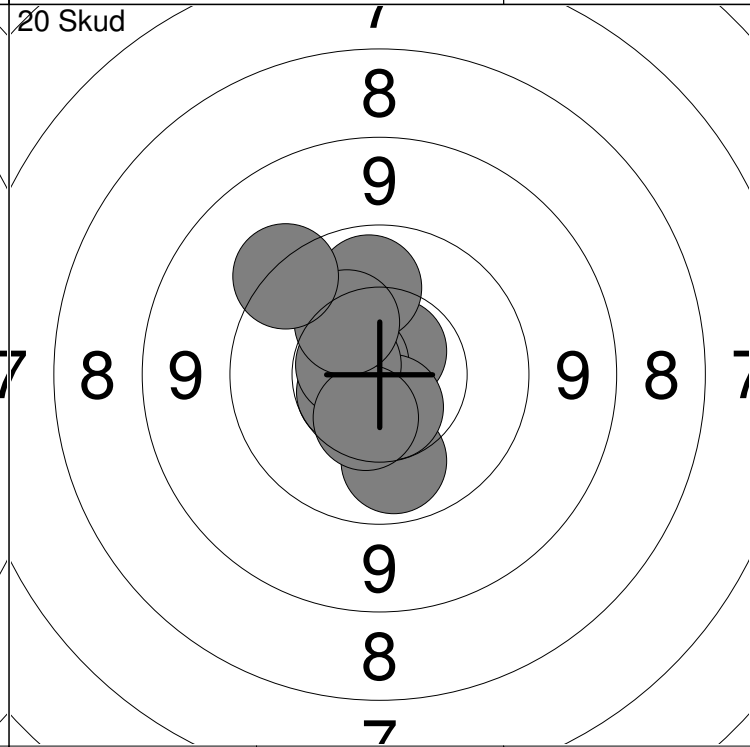
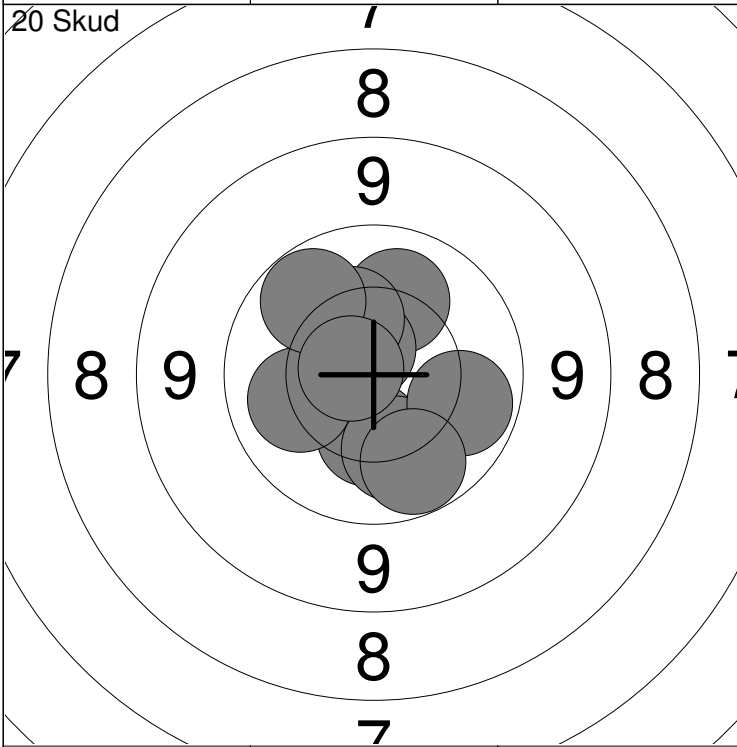
1: 10.2 ↖	6: 10.5 ↖	Serie	97.0
2: 9.9 ↑	7: 10.5 ←		
3: 9.4 ↗	8: 10.5 →	Total	97.0
4: 10.5 ↖	9: 9.8 ←		
5: *10.6 →	10: 10.4 ↑		

11: 10.0 ↖	16: 9.8 ↗	Serie	97.0
12: 10.0 →	17: 10.2 ↗		
13: 9.3 ↖	18: 9.6 ↘	Total	194.0
14: 10.1 →	19: 10.1 ←		
15: *10.8 ↗	20: *10.7 ↗		



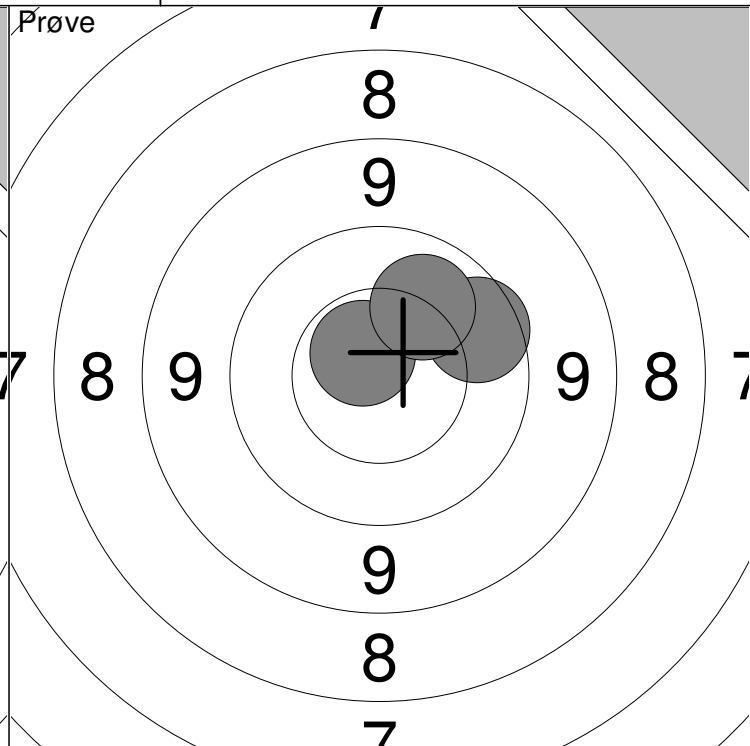
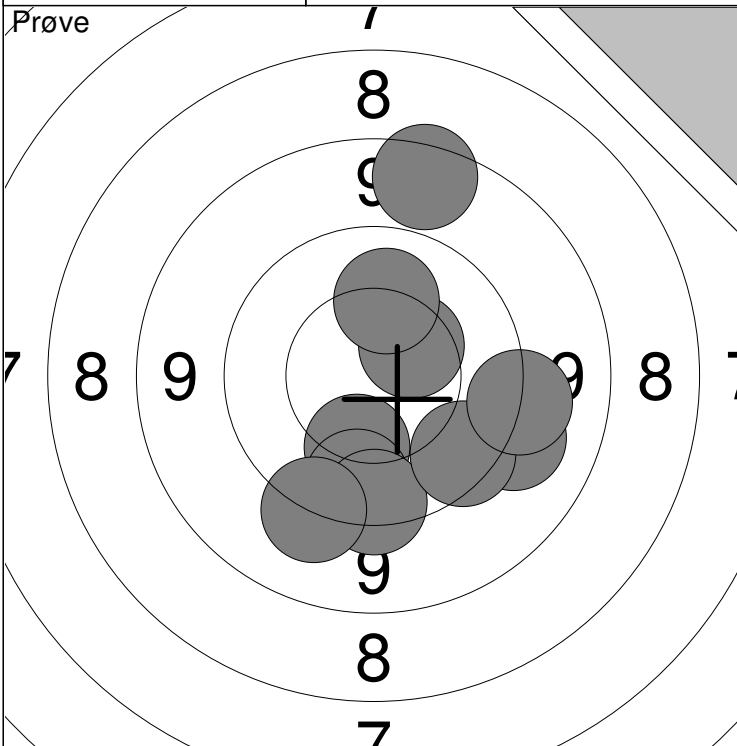
1: 10.0 ↓	6: 10.3 →	Serie 99.0
2: 10.5 ↗	7: 10.1 ↗	
3: 10.3 →	8: 10.3 ↗	Total 0.0
4: 10.1 ↓	9: 9.6 ↑	
5: *10.8 ↓	10: 10.3 ↓	

11: *10.7 ↓	Serie 10.0
Total 0.0	



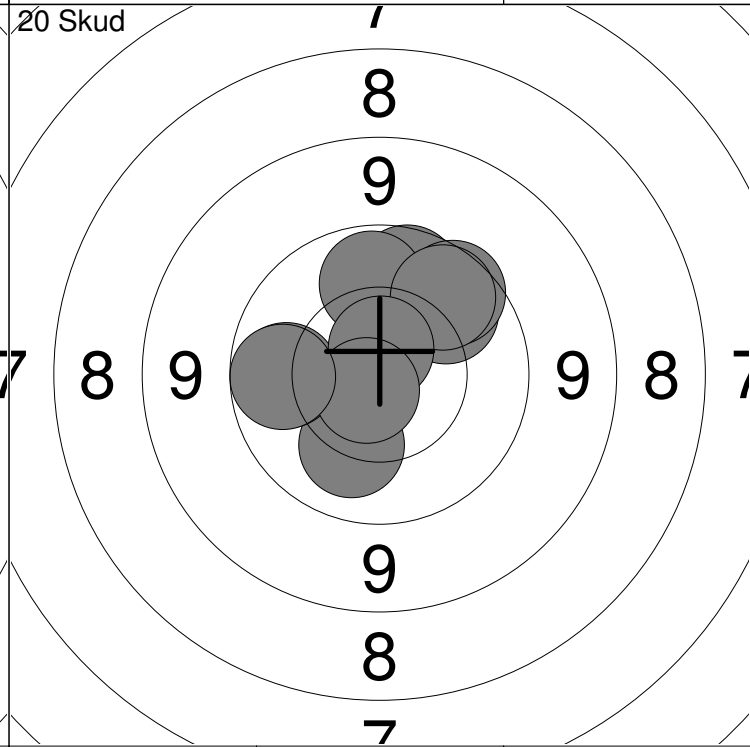
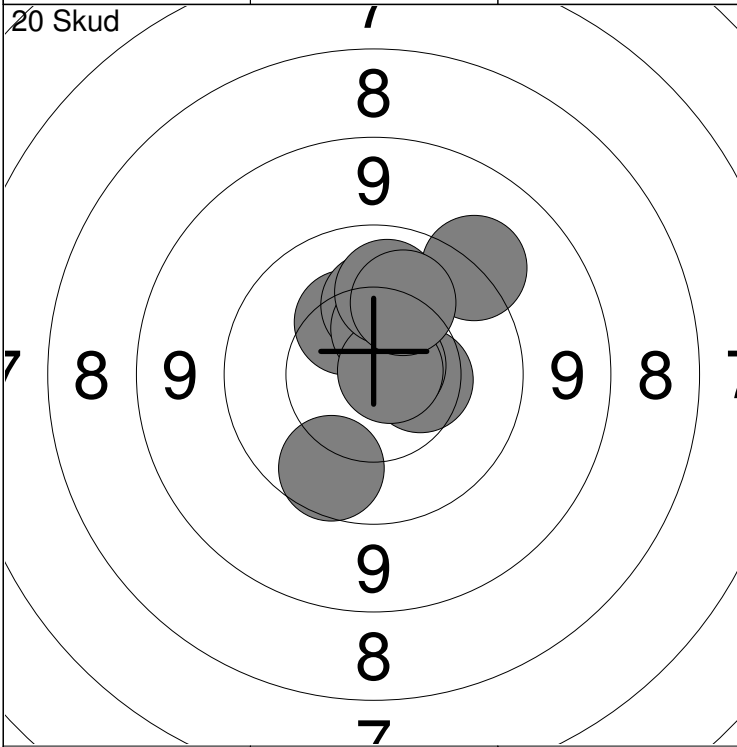
1: 10.2 ↑	6: 10.2 ↓	Serie 100.0
2: *10.7 ↗	7: 10.0 →	
3: 10.3 ↓	8: 10.0 ↓	Total 100.0
4: 10.1 ←	9: 10.0 ↗	
5: 10.3 ↑	10: *10.7 ←	

11: *10.6 ↙	16: 10.0 ↑	Serie 99.0
12: *10.7 ↗	17: *10.6 ↙	
13: *10.7 ↙	18: 10.5 ↓	Total 199.0
14: 10.0 ↓	19: 10.3 ↗	
15: *10.6 ↓	20: 9.5 ↙	



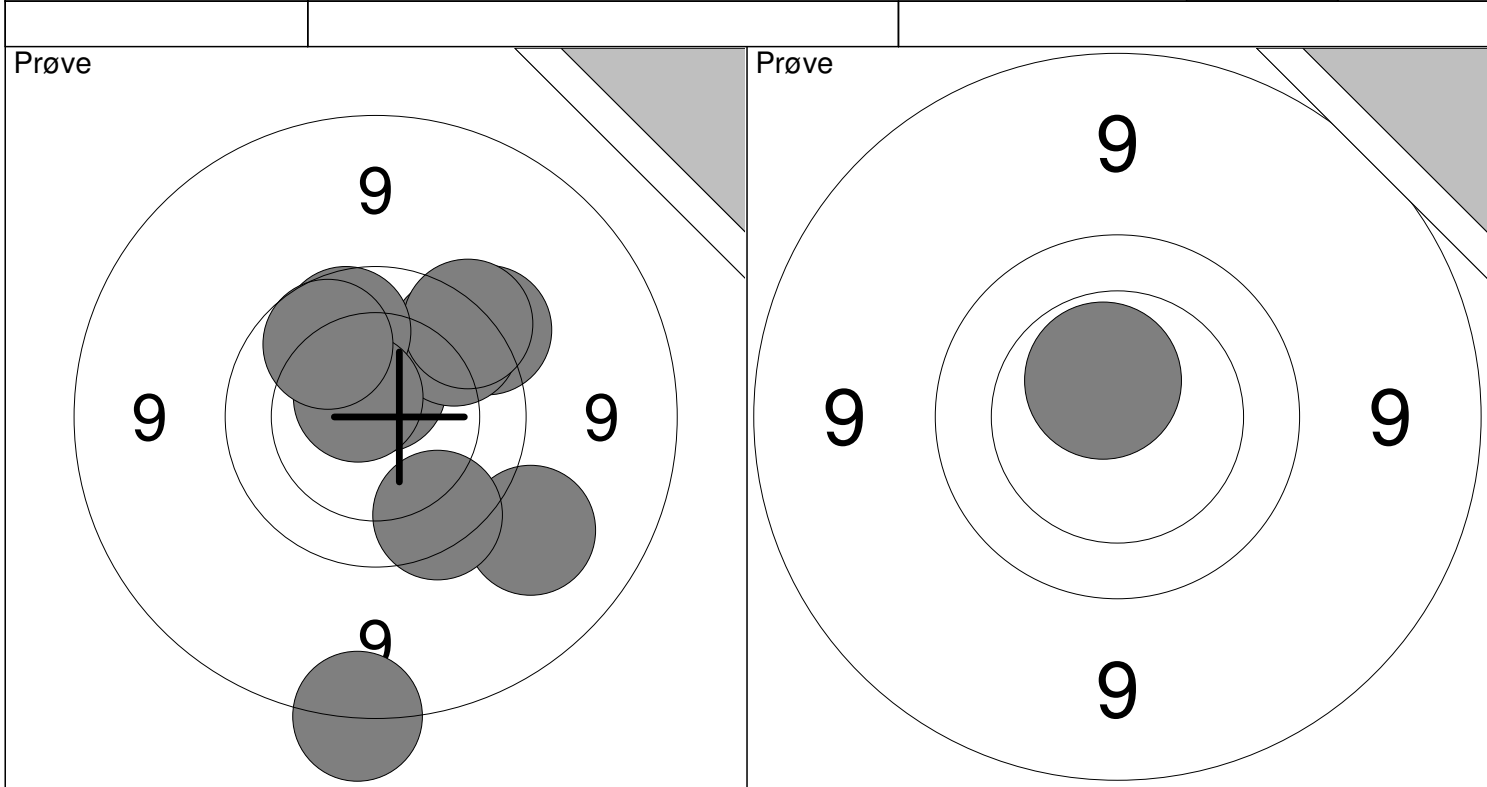
1: 10.2 ↓	6: 10.2 ↑	Serie	92.0
2: 10.5 ↗	7: 9.3 →		
3: 9.8 ↓	8: 9.4 ↓	Total	0.0
4: 9.6 ↓	9: 9.7 ↘		
5: 8.7 ↑	10: 9.4 →		

11: 9.8 ↗	Serie	29.0
12: *10.7 ↖		
13: 10.1 ↗	Total	0.0

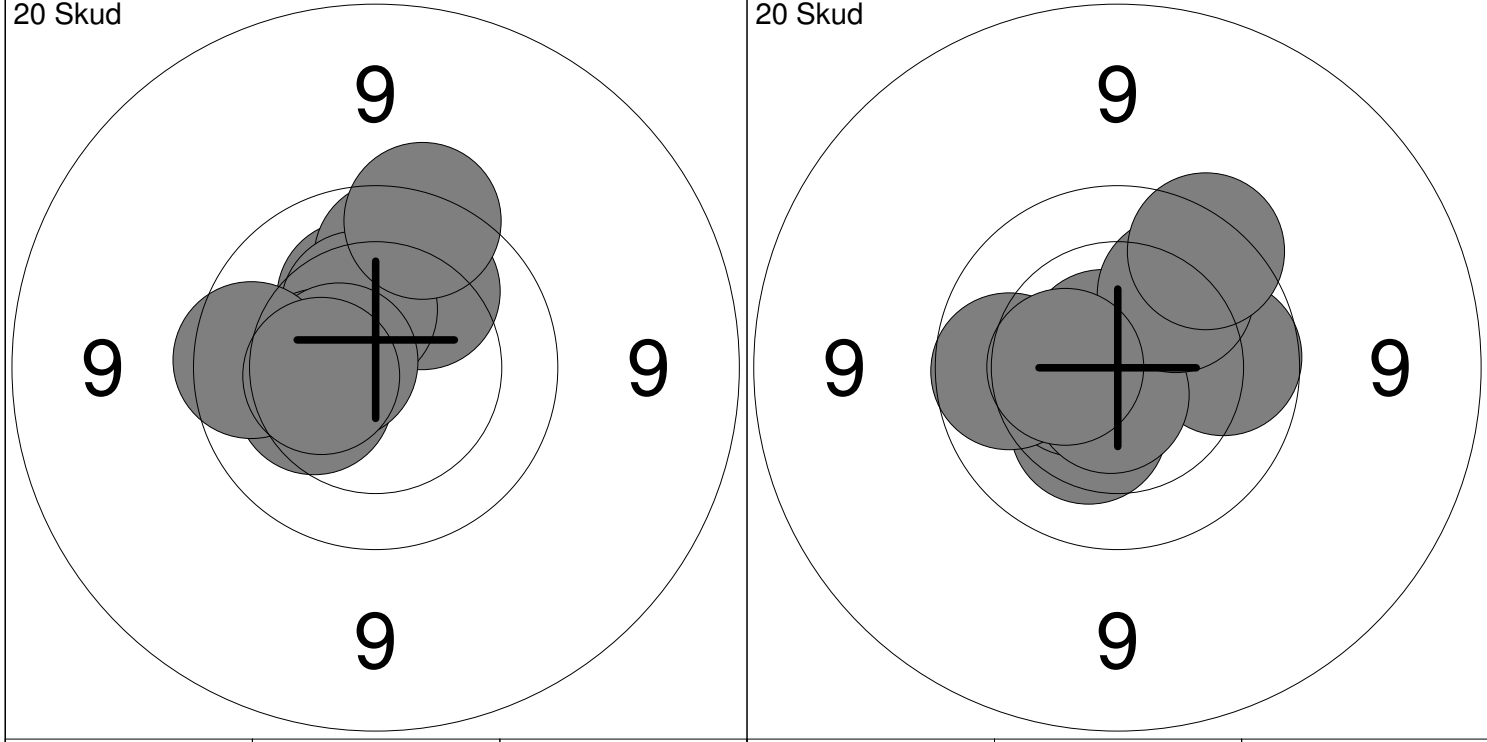


1: 10.5 →	6: *10.8 →	Serie	98.0
2: *10.7 ↗	7: 9.4 ↗		
3: 10.3 ↖	8: 10.1 ↑	Total	98.0
4: 10.2 ↑	9: 10.2 ↑		
5: 10.5 ↑	10: 9.9 ↓		

11: 9.9 ↑	Serie	97.0
12: 10.0 ↗		
13: 10.2 ↓	Total	195.0
14: 10.0 ←		
15: 9.8 ↗		



1: 8.7 ↓	6: 9.8 ↗	Serie	91.0	11: *10.6 ↖	Serie	10.0
2: 9.2 ↘	7: 9.7 ↗			Total		
3: 9.7 ↘	8: 9.9 ↖					
4: *10.6 ↗	9: *10.6 ↗					
5: 9.6 ↗	10: 9.9 ↖					



1: 10.3 ↖	6: 10.4 ←	Serie	97.0	11: 10.3 ↘	16: 9.9 ←	Serie	97.0
2: 9.9 ↗	7: 9.7 ↗			Total	97.0		
3: 10.1 ↗	8: *10.6 ←					13: 9.9 →	18: 10.0 ↗
4: 10.3 ←	9: 9.8 ←			14: *10.7 ↖	19: 10.4 ←		
5: 10.4 ↗	10: 10.4 ←			15: *10.6 ←	20: 9.7 ↗		

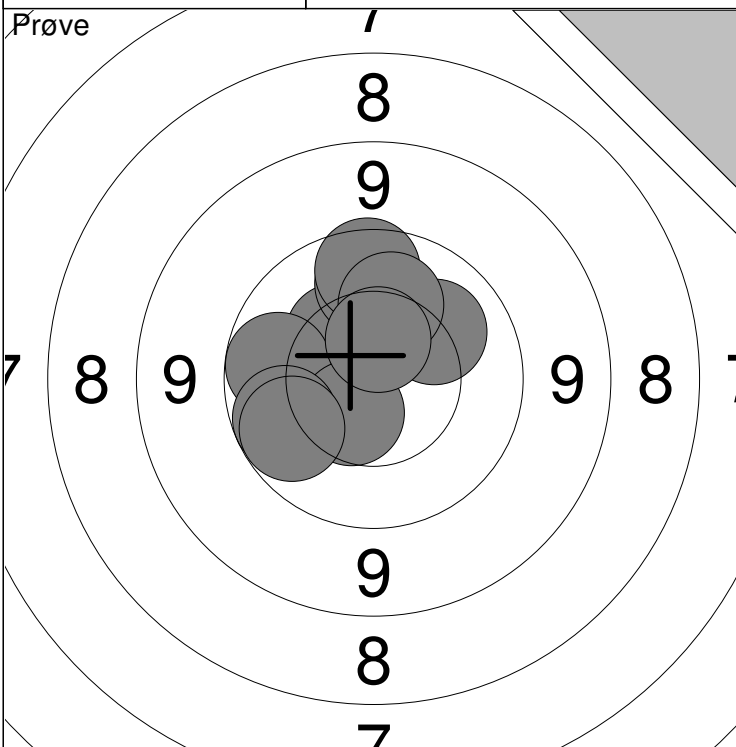
Hold
19Skive
4

Tobias Engberg Hansen

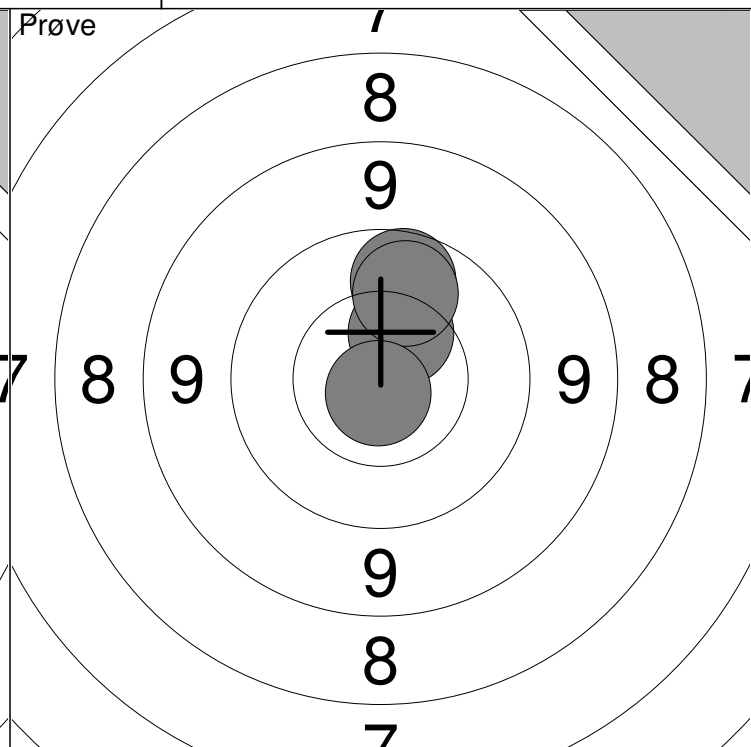
Vilsted Skf.

MB1

Prøve



Prøve



1: 10.4 ↗
2: 10.0 ←
3: 10.0 ↑
4: 10.5 ↘
5: 10.2 ↗

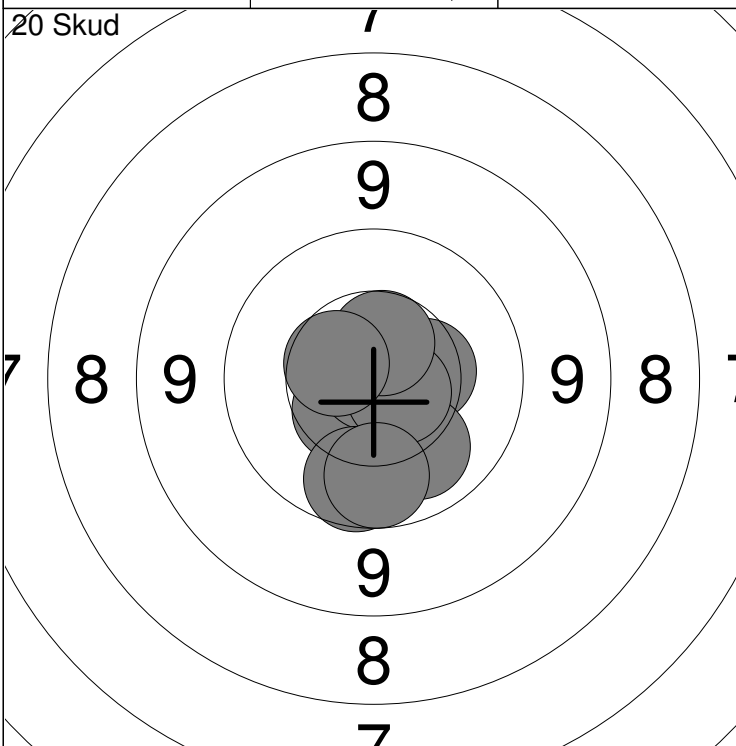
6: 9.9 ←
7: 10.0 ↘
8: 9.8 ↑
9: 10.2 ↑
10: 10.5 ↑

Serie 98.0
Total 0.0

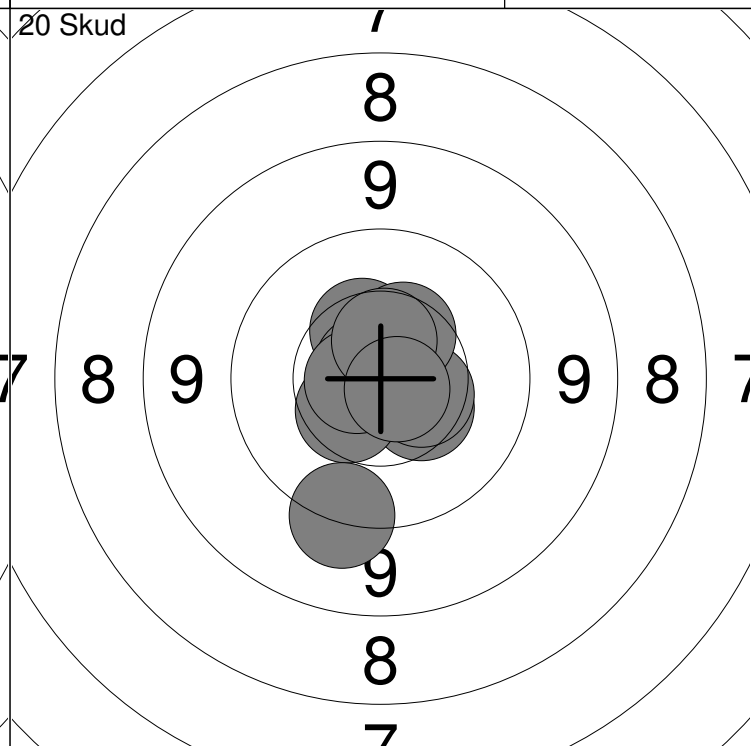
11: 10.4 ↗
12: 9.9 ↑
13: 10.0 ↑
14: *10.8 ↓

Serie 39.0
Total 0.0

20 Skud



20 Skud



1: 10.4 →
2: 10.1 ↘
3: *10.9 ←
4: 10.5 ↘
5: *10.9 ←

6: *10.7 ↘
7: 9.9 ↓
8: 10.6 ↑
9: 10.5 ←
10: 9.9 ↓

Serie 98.0
Total 98.0

11: 10.4 ↘
12: 10.4 ↑
13: 10.5 ↘
14: 9.4 ↓
15: 10.5 →

16: *10.8 ↗
17: *10.7 ←
18: 10.4 ↑
19: 10.6 ↑
20: *10.7 ↘

Serie 99.0
Total 197.0

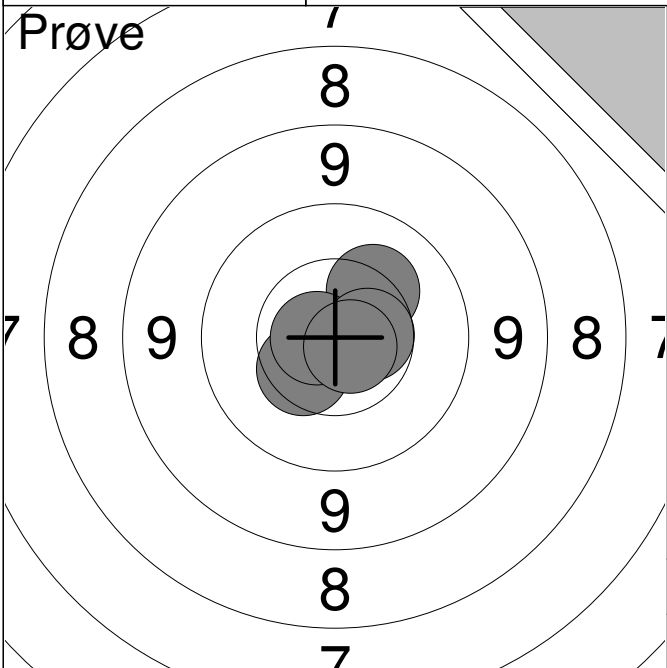
Hold
19

Skive
5

Kasper Schultz

Vester Hassing Skf.

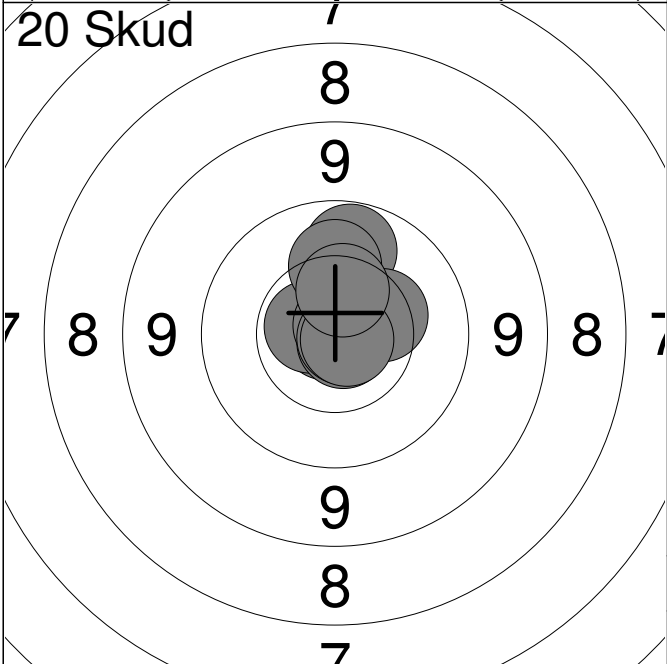
MB2



1:	10.3	↗
2:	10.4	↙
3:	*10.7	←
4:	10.6	→
5:	*10.7	↘

Serie 50.0

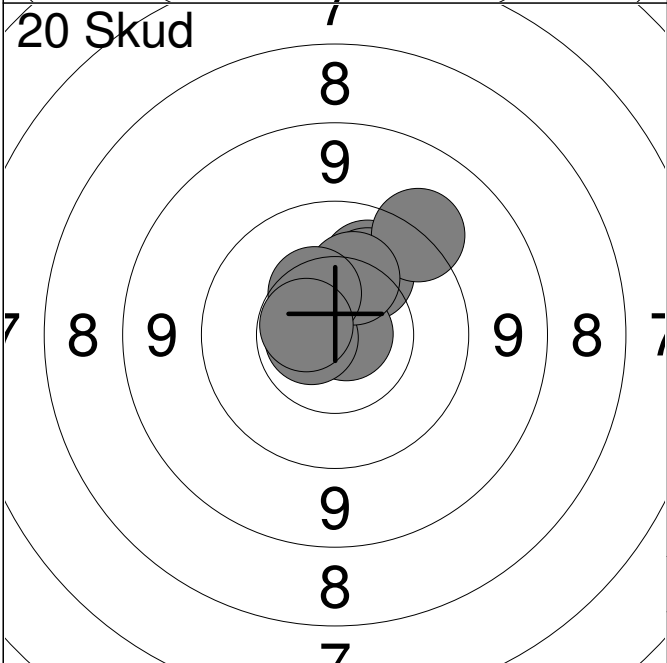
Total 0.0



1:	*10.9	←
2:	10.0	↑
3:	10.4	→
4:	*10.7	←
5:	*10.8	↘
6:	*10.8	↑
7:	*10.8	↘
8:	*10.8	↘
9:	10.2	↑
10:	10.4	↑

Serie 100.0

Total 100.0



11:	10.1	↗
12:	*10.7	↗
13:	*10.7	←
14:	10.2	↗
15:	*10.8	→
16:	9.4	↗
17:	*10.7	←
18:	10.3	↑
19:	10.4	↑
20:	*10.6	←

Serie 99.0

Total 199.0

<p>Prøve</p>	<table style="width:100%; border-collapse: collapse;"> <tr><td style="width:10%;">1:</td><td style="width:15%;">10.5</td><td style="width:10%; text-align: right;">↘</td></tr> <tr><td>2:</td><td>10.0</td><td style="text-align: right;">↘</td></tr> <tr><td>3:</td><td>9.5</td><td style="text-align: right;">↘</td></tr> <tr><td>4:</td><td>10.3</td><td style="text-align: right;">←</td></tr> <tr><td>5:</td><td>9.3</td><td style="text-align: right;">↙</td></tr> <tr><td>6:</td><td>*10.6</td><td style="text-align: right;">↘</td></tr> <tr><td>7:</td><td>10.3</td><td style="text-align: right;">↘</td></tr> <tr><td>8:</td><td>10.4</td><td style="text-align: right;">↘</td></tr> </table>	1:	10.5	↘	2:	10.0	↘	3:	9.5	↘	4:	10.3	←	5:	9.3	↙	6:	*10.6	↘	7:	10.3	↘	8:	10.4	↘
1:	10.5	↘																							
2:	10.0	↘																							
3:	9.5	↘																							
4:	10.3	←																							
5:	9.3	↙																							
6:	*10.6	↘																							
7:	10.3	↘																							
8:	10.4	↘																							
	<table style="width:100%; border-collapse: collapse;"> <tr> <td style="width:10%;">Serie</td> <td style="width:15%;"></td> <td style="width:10%; text-align: right;">78.0</td> </tr> <tr> <td>Total</td> <td></td> <td style="text-align: right;">0.0</td> </tr> </table>	Serie		78.0	Total		0.0																		
Serie		78.0																							
Total		0.0																							

<p>20 Skud</p>	<table style="width:100%; border-collapse: collapse;"> <tr><td style="width:10%;">1:</td><td style="width:15%;">*10.8</td><td style="width:10%; text-align: right;">←</td></tr> <tr><td>2:</td><td>10.0</td><td style="text-align: right;">↗</td></tr> <tr><td>3:</td><td>10.5</td><td style="text-align: right;">↙</td></tr> <tr><td>4:</td><td>10.3</td><td style="text-align: right;">↗</td></tr> <tr><td>5:</td><td>9.9</td><td style="text-align: right;">←</td></tr> <tr><td>6:</td><td>10.6</td><td style="text-align: right;">↗</td></tr> <tr><td>7:</td><td>9.8</td><td style="text-align: right;">←</td></tr> <tr><td>8:</td><td>10.2</td><td style="text-align: right;">↑</td></tr> <tr><td>9:</td><td>10.2</td><td style="text-align: right;">↘</td></tr> <tr><td>10:</td><td>*10.6</td><td style="text-align: right;">↗</td></tr> </table>	1:	*10.8	←	2:	10.0	↗	3:	10.5	↙	4:	10.3	↗	5:	9.9	←	6:	10.6	↗	7:	9.8	←	8:	10.2	↑	9:	10.2	↘	10:	*10.6	↗
1:	*10.8	←																													
2:	10.0	↗																													
3:	10.5	↙																													
4:	10.3	↗																													
5:	9.9	←																													
6:	10.6	↗																													
7:	9.8	←																													
8:	10.2	↑																													
9:	10.2	↘																													
10:	*10.6	↗																													
	<table style="width:100%; border-collapse: collapse;"> <tr> <td style="width:10%;">Serie</td> <td style="width:15%;"></td> <td style="width:10%; text-align: right;">98.0</td> </tr> <tr> <td>Total</td> <td></td> <td style="text-align: right;">98.0</td> </tr> </table>	Serie		98.0	Total		98.0																								
Serie		98.0																													
Total		98.0																													

<p>20 Skud</p>	<table style="width:100%; border-collapse: collapse;"> <tr><td style="width:10%;">11:</td><td style="width:15%;">10.1</td><td style="width:10%; text-align: right;">↘</td></tr> <tr><td>12:</td><td>10.2</td><td style="text-align: right;">↗</td></tr> <tr><td>13:</td><td>10.4</td><td style="text-align: right;">↗</td></tr> <tr><td>14:</td><td>10.4</td><td style="text-align: right;">↘</td></tr> <tr><td>15:</td><td>10.2</td><td style="text-align: right;">→</td></tr> <tr><td>16:</td><td>*10.6</td><td style="text-align: right;">→</td></tr> <tr><td>17:</td><td>10.4</td><td style="text-align: right;">↘</td></tr> <tr><td>18:</td><td>10.1</td><td style="text-align: right;">→</td></tr> <tr><td>19:</td><td>10.5</td><td style="text-align: right;">↑</td></tr> <tr><td>20:</td><td>*10.7</td><td style="text-align: right;">←</td></tr> </table>	11:	10.1	↘	12:	10.2	↗	13:	10.4	↗	14:	10.4	↘	15:	10.2	→	16:	*10.6	→	17:	10.4	↘	18:	10.1	→	19:	10.5	↑	20:	*10.7	←
11:	10.1	↘																													
12:	10.2	↗																													
13:	10.4	↗																													
14:	10.4	↘																													
15:	10.2	→																													
16:	*10.6	→																													
17:	10.4	↘																													
18:	10.1	→																													
19:	10.5	↑																													
20:	*10.7	←																													
	<table style="width:100%; border-collapse: collapse;"> <tr> <td style="width:10%;">Serie</td> <td style="width:15%;"></td> <td style="width:10%; text-align: right;">100.0</td> </tr> <tr> <td>Total</td> <td></td> <td style="text-align: right;">198.0</td> </tr> </table>	Serie		100.0	Total		198.0																								
Serie		100.0																													
Total		198.0																													

Hold
19

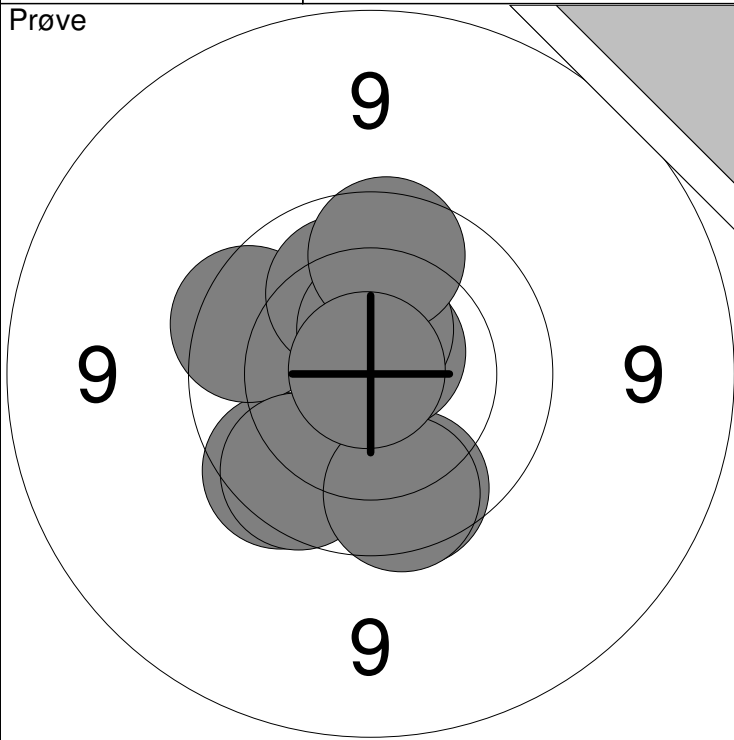
Skive
7

Rasmus Ræbild

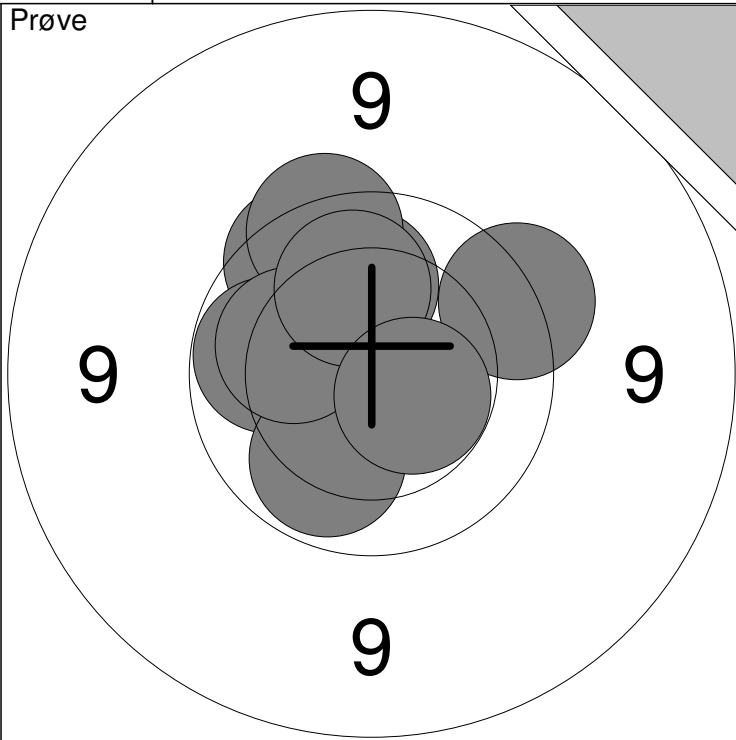
Vilsted Skf.

MJ1

Prøve



Prøve



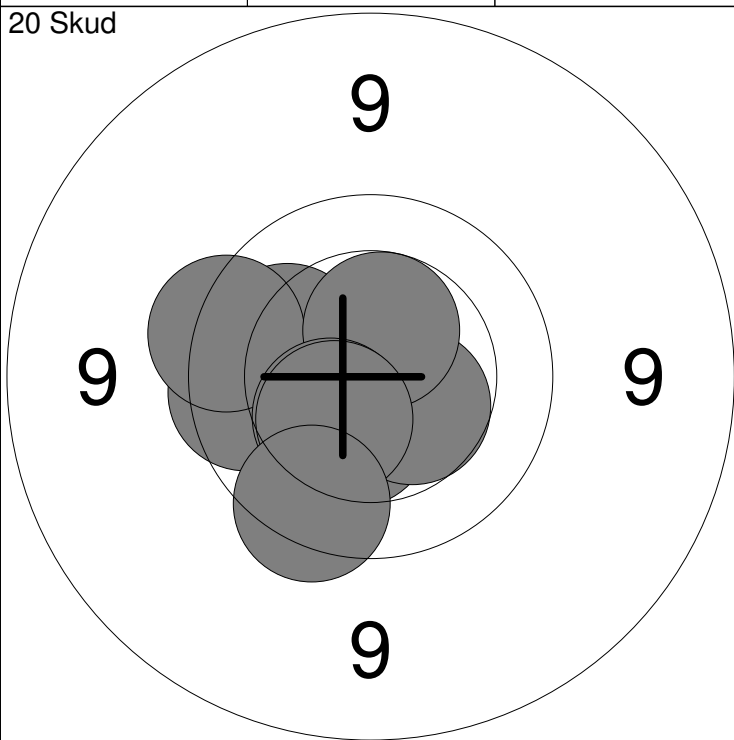
1: 9.9	↓	6: 10.1	↑
2: 9.8	↘	7: 9.8	↓
3: 9.8	↖	8: *10.5	↑
4: 9.9	↙	9: 9.9	↑
5: *10.7	↗	10: *10.9	↖

Serie	94.0
Total	0.0

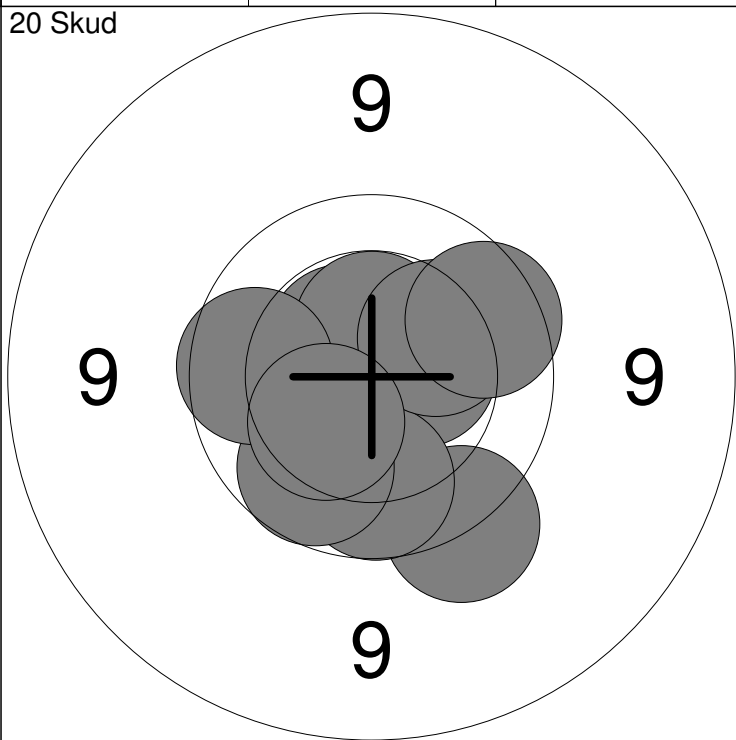
11: 9.8	↖	16: 10.2	↖
12: 10.0	↖	17: 9.6	↗
13: 10.1	↑	18: 10.1	↑
14: 9.7	↑	19: *10.5	↘
15: 10.0	↙		

Serie	87.0
Total	0.0

20 Skud



20 Skud



1: 10.1	↖	6: 9.7	↖
2: 10.4	↓	7: *10.5	↑
3: *10.9	↗	8: 10.4	↙
4: 9.8	↖	9: 10.4	↙
5: 10.5	↘	10: 9.7	↙

Serie	97.0
Total	97.0

11: 9.6	↘	16: *10.5	↑
12: *10.5	↖	17: 10.2	↗
13: 10.5	→	18: 9.8	↗
14: 9.9	↓	19: 9.9	↖
15: 9.9	↙	20: 10.3	↙

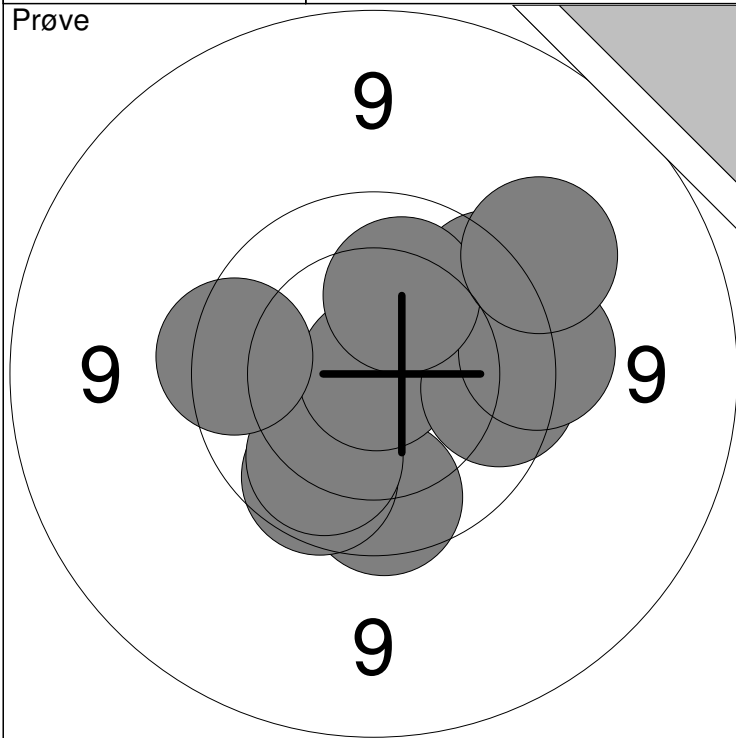
Serie	95.0
Total	192.0

Hold
19Skive
8**Markus Rask**

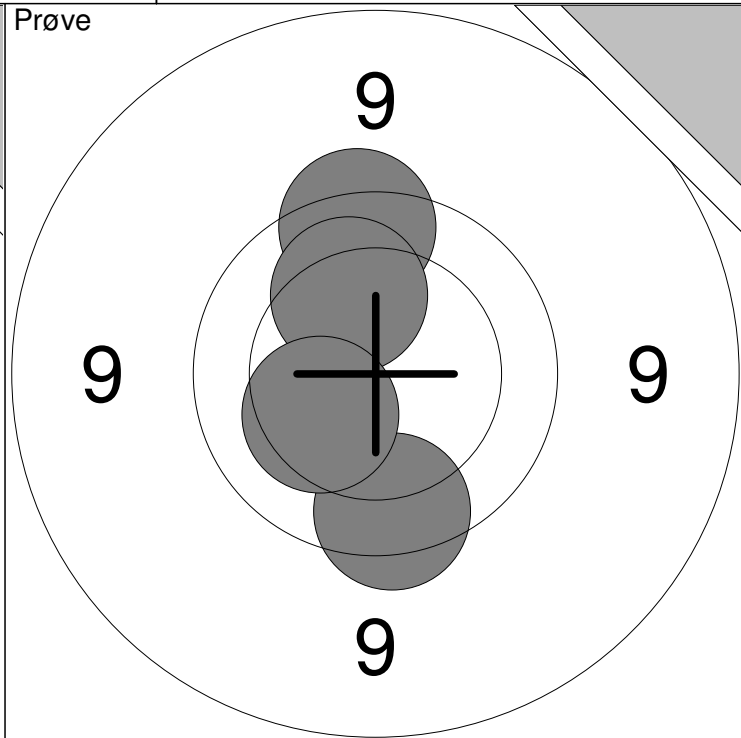
Skørping Skytteforening

BK3

Prøve



Prøve



1: 9.8 ↓
2: 9.9 ↙
3: 9.7 ↗
4: 10.0 ↘
5: *10.9 ↗

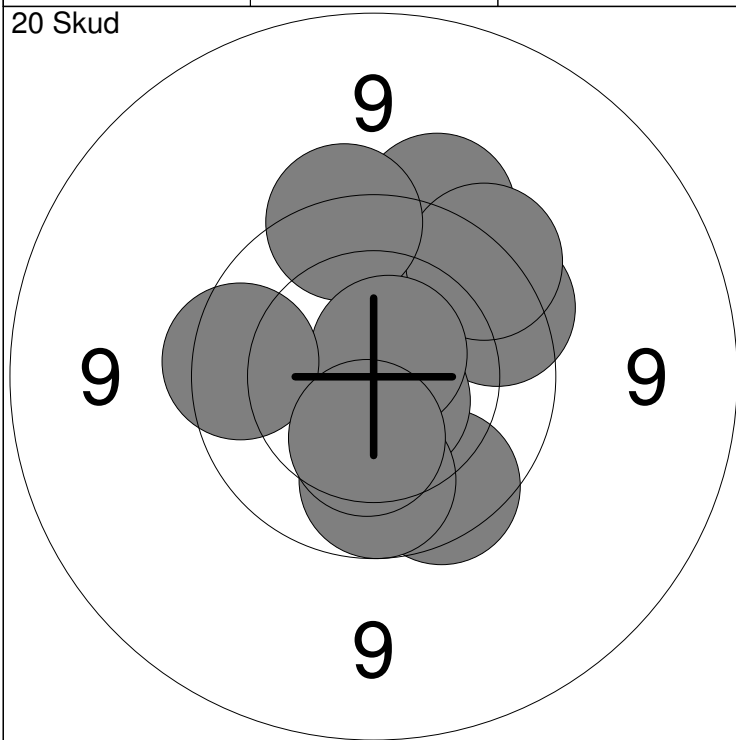
6: 9.8 →
7: 9.7 ←
8: 9.6 →
9: 10.1 ↑
10: 9.4 ↗

Serie 93.0
Total 0.0

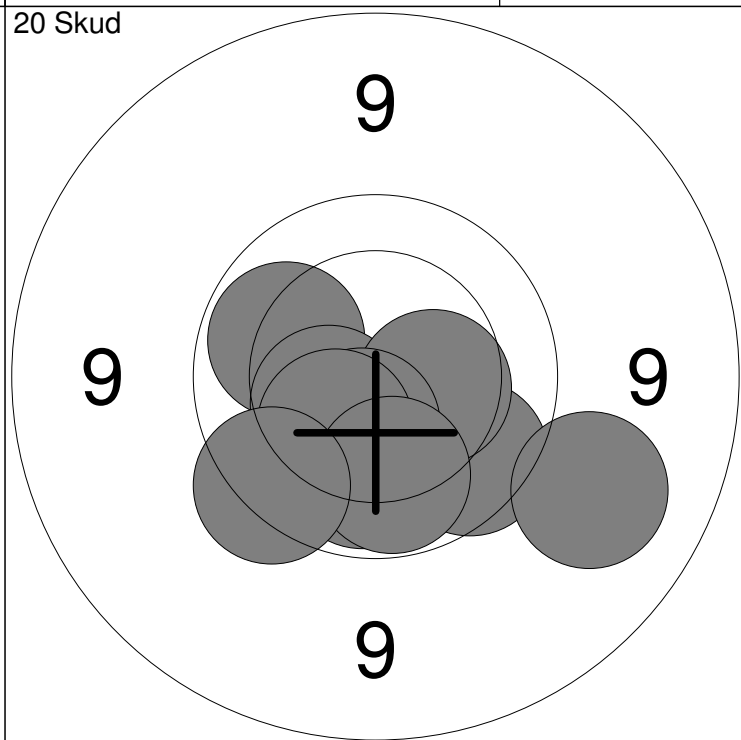
11: 9.7 ↑
12: 9.8 ↓
13: 10.1 ↑
14: 10.3 ↙

Serie 38.0
Total 0.0

20 Skud



20 Skud



1: 9.8 ↓
2: 9.7 ↗
3: 9.5 ↑
4: 9.6 ↗
5: 9.7 ↑

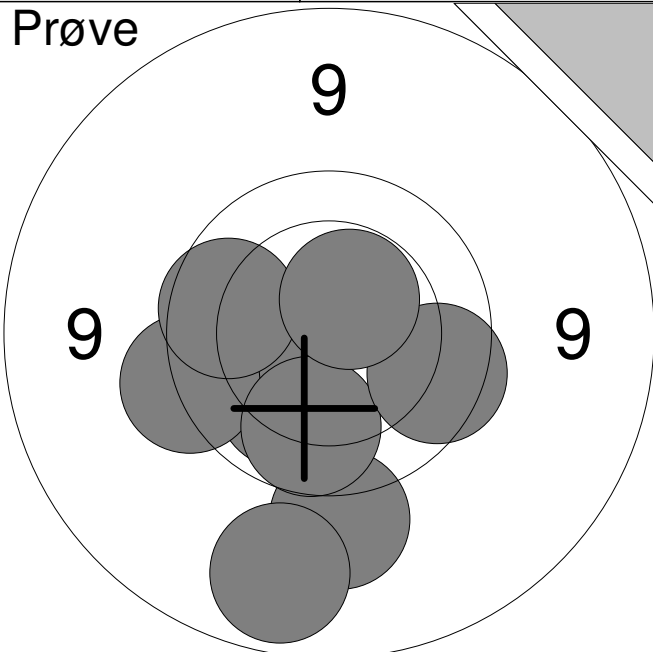
6: *10.7 ↓
7: *10.7 ↗
8: 9.8 ←
9: 9.9 ↓
10: 10.4 ↓

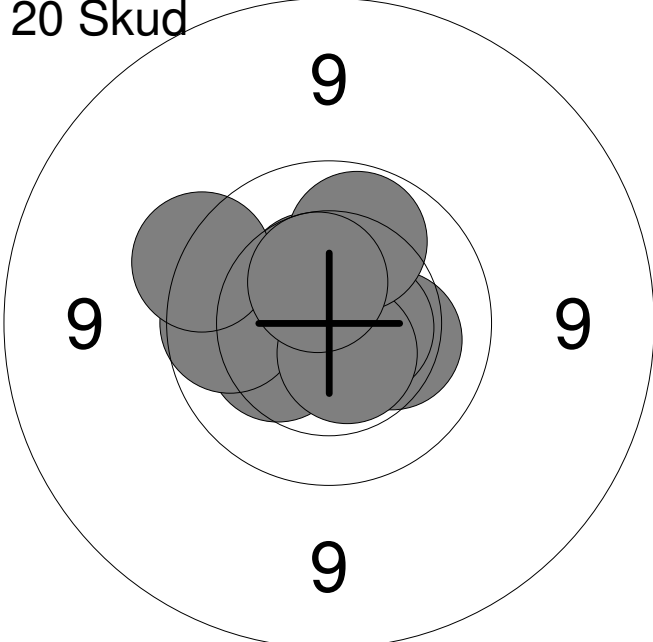
Serie 93.0
Total 93.0

11: 10.0 ↖
12: 10.4 ↙
13: 9.8 ↘
14: 10.4 →
15: 10.0 ↓

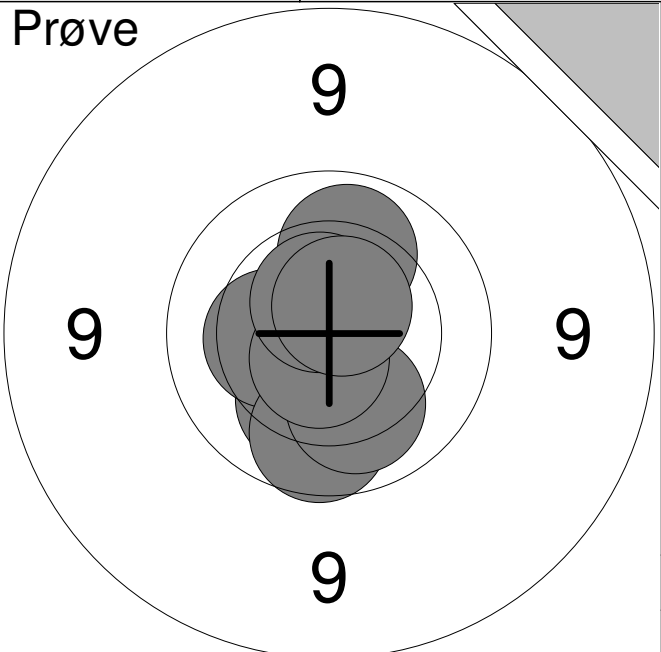
16: 10.5 ↓
17: 10.3 ↘
18: 10.0 ↓
19: 9.7 ↘
20: 9.2 ↘

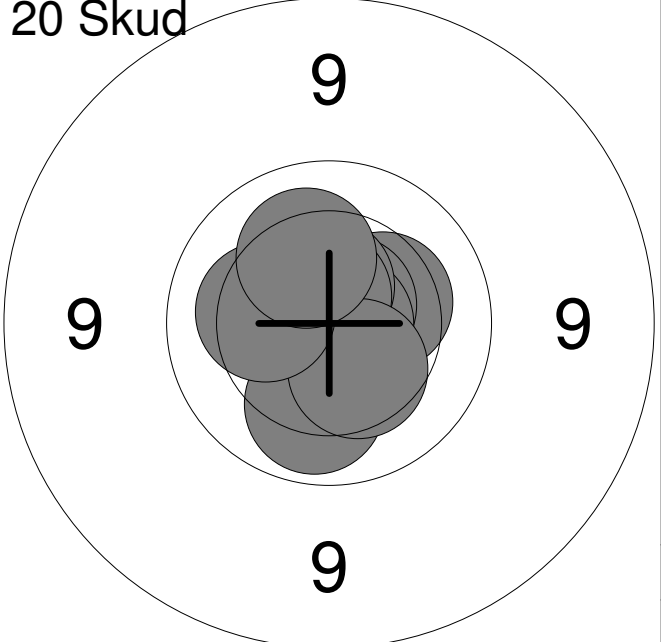
Serie 97.0
Total 190.0

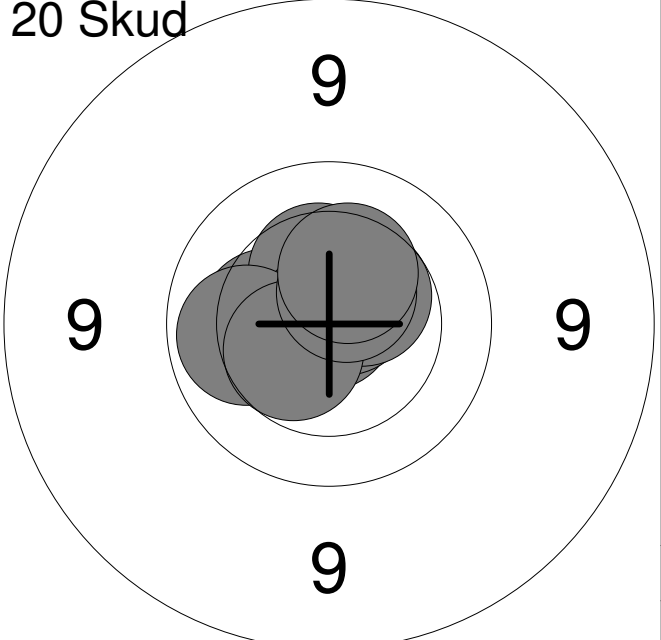
<p>Prøve</p> 	<table style="width:100%; border-collapse: collapse;"> <tr><td style="width:10%;">1:</td><td style="width:15%;">10.1</td><td style="width:10%; text-align: center;">↙</td></tr> <tr><td>2:</td><td>9.4</td><td style="text-align: center;">↓</td></tr> <tr><td>3:</td><td>9.6</td><td style="text-align: center;">←</td></tr> <tr><td>4:</td><td>9.9</td><td style="text-align: center;">↓</td></tr> <tr><td>5:</td><td>9.9</td><td style="text-align: center;">←</td></tr> <tr><td>6:</td><td>9.0</td><td style="text-align: center;">↓</td></tr> <tr><td>7:</td><td>9.8</td><td style="text-align: center;">↘</td></tr> <tr><td>8:</td><td>*10.5</td><td style="text-align: center;">↗</td></tr> </table>	1:	10.1	↙	2:	9.4	↓	3:	9.6	←	4:	9.9	↓	5:	9.9	←	6:	9.0	↓	7:	9.8	↘	8:	*10.5	↗
1:	10.1	↙																							
2:	9.4	↓																							
3:	9.6	←																							
4:	9.9	↓																							
5:	9.9	←																							
6:	9.0	↓																							
7:	9.8	↘																							
8:	*10.5	↗																							
<table style="width:100%; border-collapse: collapse;"> <tr> <td style="width:10%; text-align: right;">Serie</td> <td style="width:80%;"></td> <td style="width:10%; text-align: right;">74.0</td> </tr> <tr> <td style="text-align: right;">Total</td> <td></td> <td style="text-align: right;">0.0</td> </tr> </table>		Serie		74.0	Total		0.0																		
Serie		74.0																							
Total		0.0																							

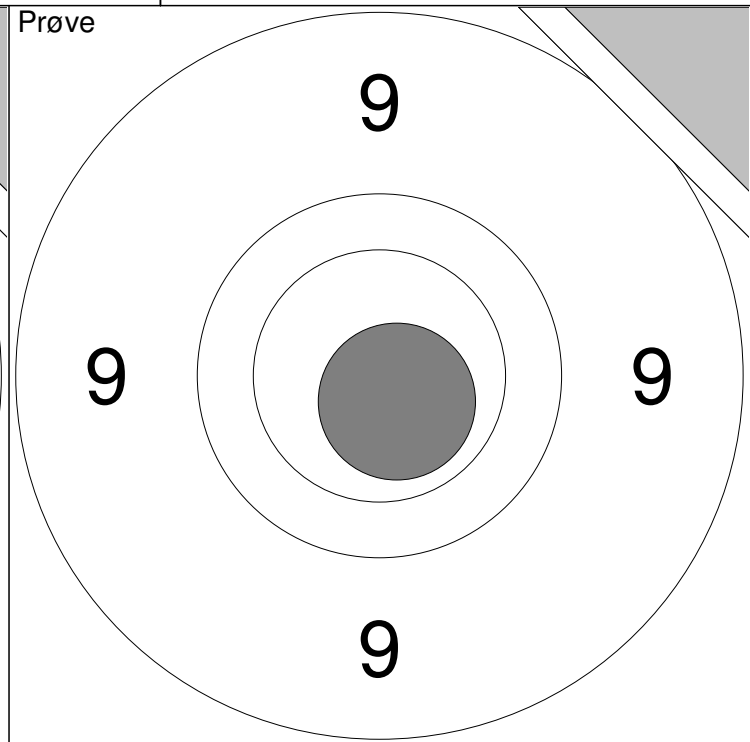
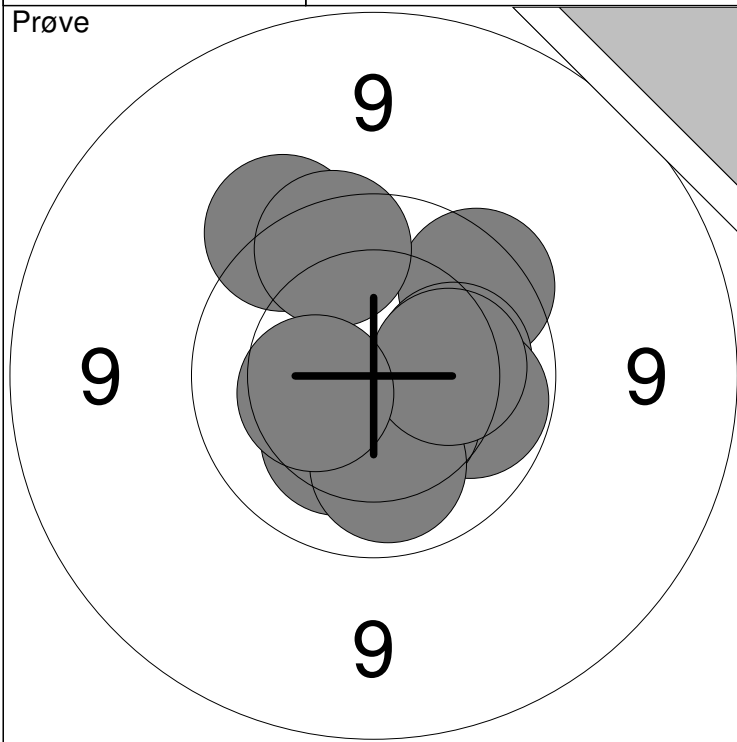
<p>20 Skud</p> 	<table style="width:100%; border-collapse: collapse;"> <tr><td style="width:10%;">1:</td><td style="width:15%;">10.2</td><td style="width:10%; text-align: center;">→</td></tr> <tr><td>2:</td><td>*10.6</td><td style="text-align: center;">←</td></tr> <tr><td>3:</td><td>10.3</td><td style="text-align: center;">←</td></tr> <tr><td>4:</td><td>*10.6</td><td style="text-align: center;">→</td></tr> <tr><td>5:</td><td>10.5</td><td style="text-align: center;">↗</td></tr> <tr><td>6:</td><td>9.9</td><td style="text-align: center;">←</td></tr> <tr><td>7:</td><td>9.7</td><td style="text-align: center;">↗</td></tr> <tr><td>8:</td><td>*10.6</td><td style="text-align: center;">↓</td></tr> <tr><td>9:</td><td>10.0</td><td style="text-align: center;">↗</td></tr> <tr><td>10:</td><td>*10.5</td><td style="text-align: center;">↗</td></tr> </table>	1:	10.2	→	2:	*10.6	←	3:	10.3	←	4:	*10.6	→	5:	10.5	↗	6:	9.9	←	7:	9.7	↗	8:	*10.6	↓	9:	10.0	↗	10:	*10.5	↗
1:	10.2	→																													
2:	*10.6	←																													
3:	10.3	←																													
4:	*10.6	→																													
5:	10.5	↗																													
6:	9.9	←																													
7:	9.7	↗																													
8:	*10.6	↓																													
9:	10.0	↗																													
10:	*10.5	↗																													
<table style="width:100%; border-collapse: collapse;"> <tr> <td style="width:10%; text-align: right;">Serie</td> <td style="width:80%;"></td> <td style="width:10%; text-align: right;">98.0</td> </tr> <tr> <td style="text-align: right;">Total</td> <td></td> <td style="text-align: right;">98.0</td> </tr> </table>		Serie		98.0	Total		98.0																								
Serie		98.0																													
Total		98.0																													

<p>20 Skud</p> 	<table style="width:100%; border-collapse: collapse;"> <tr><td style="width:10%;">11:</td><td style="width:15%;">9.9</td><td style="width:10%; text-align: center;">↑</td></tr> <tr><td>12:</td><td>10.0</td><td style="text-align: center;">←</td></tr> <tr><td>13:</td><td>10.2</td><td style="text-align: center;">→</td></tr> <tr><td>14:</td><td>10.4</td><td style="text-align: center;">↗</td></tr> <tr><td>15:</td><td>10.0</td><td style="text-align: center;">↑</td></tr> <tr><td>16:</td><td>9.6</td><td style="text-align: center;">←</td></tr> <tr><td>17:</td><td>9.8</td><td style="text-align: center;">↗</td></tr> <tr><td>18:</td><td>10.0</td><td style="text-align: center;">←</td></tr> <tr><td>19:</td><td>9.9</td><td style="text-align: center;">→</td></tr> <tr><td>20:</td><td>9.8</td><td style="text-align: center;">↗</td></tr> </table>	11:	9.9	↑	12:	10.0	←	13:	10.2	→	14:	10.4	↗	15:	10.0	↑	16:	9.6	←	17:	9.8	↗	18:	10.0	←	19:	9.9	→	20:	9.8	↗
11:	9.9	↑																													
12:	10.0	←																													
13:	10.2	→																													
14:	10.4	↗																													
15:	10.0	↑																													
16:	9.6	←																													
17:	9.8	↗																													
18:	10.0	←																													
19:	9.9	→																													
20:	9.8	↗																													
<table style="width:100%; border-collapse: collapse;"> <tr> <td style="width:10%; text-align: right;">Serie</td> <td style="width:80%;"></td> <td style="width:10%; text-align: right;">95.0</td> </tr> <tr> <td style="text-align: right;">Total</td> <td></td> <td style="text-align: right;">193.0</td> </tr> </table>		Serie		95.0	Total		193.0																								
Serie		95.0																													
Total		193.0																													

<p>Prøve</p> 	<table style="width:100%; border-collapse: collapse;"> <tr><td style="width:10%;">1:</td><td style="width:15%;">10.1</td><td style="width:10%; text-align: center;">↑</td></tr> <tr><td>2:</td><td>10.2</td><td style="text-align: center;">↓</td></tr> <tr><td>3:</td><td>10.3</td><td style="text-align: center;">←</td></tr> <tr><td>4:</td><td>9.9</td><td style="text-align: center;">↓</td></tr> <tr><td>5:</td><td>10.1</td><td style="text-align: center;">↓</td></tr> <tr><td>6:</td><td>*10.7</td><td style="text-align: center;">↓</td></tr> <tr><td>7:</td><td>*10.6</td><td style="text-align: center;">↑</td></tr> <tr><td>8:</td><td>*10.6</td><td style="text-align: center;">↑</td></tr> </table> <table border="1" style="width:100%; border-collapse: collapse; margin-top: 5px;"> <tr> <td style="width:80%;">Serie</td> <td style="text-align: right;">79.0</td> </tr> <tr> <td>Total</td> <td style="text-align: right;">0.0</td> </tr> </table>	1:	10.1	↑	2:	10.2	↓	3:	10.3	←	4:	9.9	↓	5:	10.1	↓	6:	*10.7	↓	7:	*10.6	↑	8:	*10.6	↑	Serie	79.0	Total	0.0
1:	10.1	↑																											
2:	10.2	↓																											
3:	10.3	←																											
4:	9.9	↓																											
5:	10.1	↓																											
6:	*10.7	↓																											
7:	*10.6	↑																											
8:	*10.6	↑																											
Serie	79.0																												
Total	0.0																												

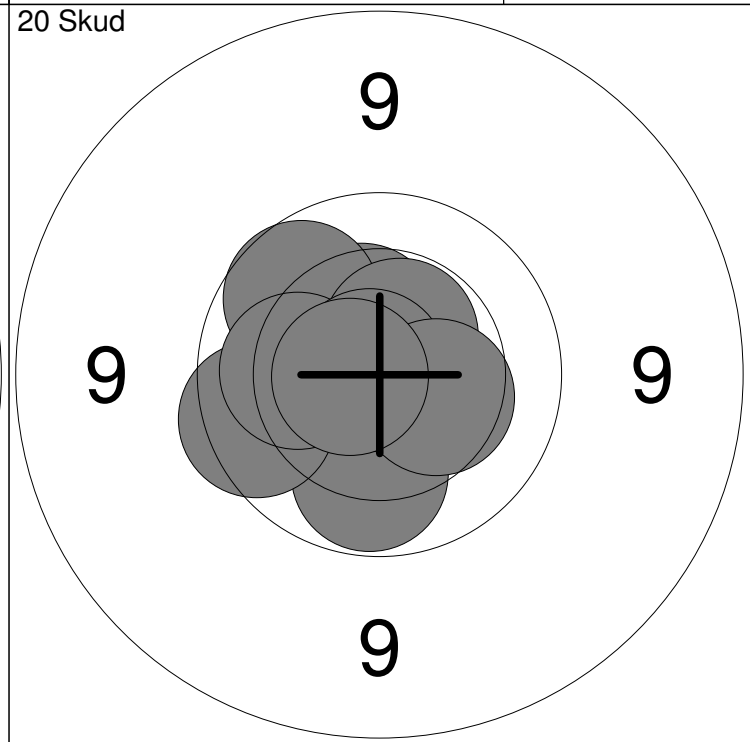
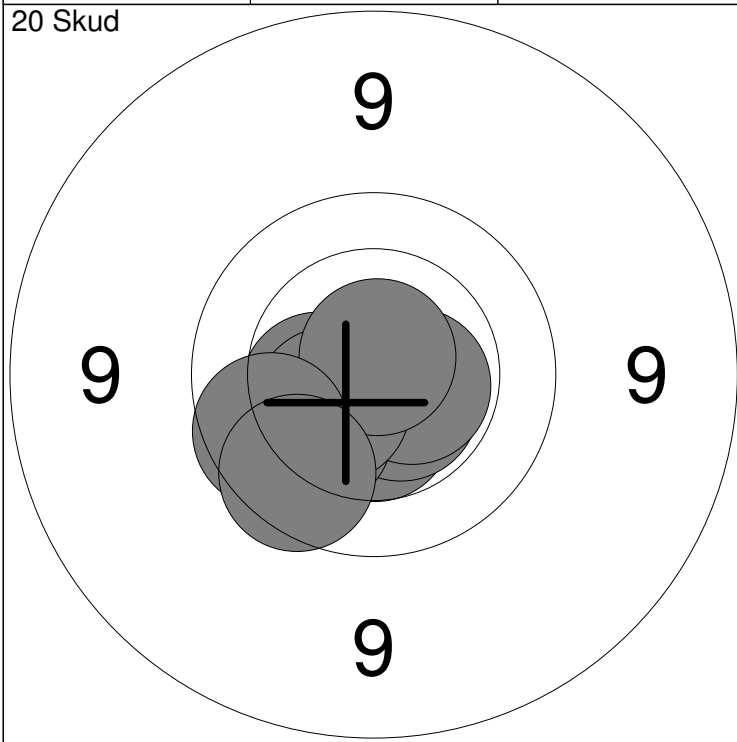
<p>20 Skud</p> 	<table style="width:100%; border-collapse: collapse;"> <tr><td style="width:10%;">1:</td><td style="width:15%;">10.3</td><td style="width:10%; text-align: center;">→</td></tr> <tr><td>2:</td><td>*10.7</td><td style="text-align: center;">↗</td></tr> <tr><td>3:</td><td>*10.8</td><td style="text-align: center;">→</td></tr> <tr><td>4:</td><td>10.1</td><td style="text-align: center;">↓</td></tr> <tr><td>5:</td><td>*10.5</td><td style="text-align: center;">↗</td></tr> <tr><td>6:</td><td>*10.6</td><td style="text-align: center;">↑</td></tr> <tr><td>7:</td><td>*10.7</td><td style="text-align: center;">↑</td></tr> <tr><td>8:</td><td>10.4</td><td style="text-align: center;">↓</td></tr> <tr><td>9:</td><td>10.3</td><td style="text-align: center;">←</td></tr> <tr><td>10:</td><td>10.2</td><td style="text-align: center;">↑</td></tr> </table> <table border="1" style="width:100%; border-collapse: collapse; margin-top: 5px;"> <tr> <td style="width:80%;">Serie</td> <td style="text-align: right;">100.0</td> </tr> <tr> <td>Total</td> <td style="text-align: right;">100.0</td> </tr> </table>	1:	10.3	→	2:	*10.7	↗	3:	*10.8	→	4:	10.1	↓	5:	*10.5	↗	6:	*10.6	↑	7:	*10.7	↑	8:	10.4	↓	9:	10.3	←	10:	10.2	↑	Serie	100.0	Total	100.0
1:	10.3	→																																	
2:	*10.7	↗																																	
3:	*10.8	→																																	
4:	10.1	↓																																	
5:	*10.5	↗																																	
6:	*10.6	↑																																	
7:	*10.7	↑																																	
8:	10.4	↓																																	
9:	10.3	←																																	
10:	10.2	↑																																	
Serie	100.0																																		
Total	100.0																																		

<p>20 Skud</p> 	<table style="width:100%; border-collapse: collapse;"> <tr><td style="width:10%;">11:</td><td style="width:15%;">10.3</td><td style="width:10%; text-align: center;">←</td></tr> <tr><td>12:</td><td>*10.7</td><td style="text-align: center;">←</td></tr> <tr><td>13:</td><td>10.4</td><td style="text-align: center;">↑</td></tr> <tr><td>14:</td><td>*10.9</td><td style="text-align: center;">↗</td></tr> <tr><td>15:</td><td>*10.7</td><td style="text-align: center;">↗</td></tr> <tr><td>16:</td><td>10.1</td><td style="text-align: center;">←</td></tr> <tr><td>17:</td><td>10.5</td><td style="text-align: center;">↗</td></tr> <tr><td>18:</td><td>10.5</td><td style="text-align: center;">↙</td></tr> <tr><td>19:</td><td>*10.6</td><td style="text-align: center;">↗</td></tr> <tr><td>20:</td><td>10.4</td><td style="text-align: center;">↑</td></tr> </table> <table border="1" style="width:100%; border-collapse: collapse; margin-top: 5px;"> <tr> <td style="width:80%;">Serie</td> <td style="text-align: right;">100.0</td> </tr> <tr> <td>Total</td> <td style="text-align: right;">200.0</td> </tr> </table>	11:	10.3	←	12:	*10.7	←	13:	10.4	↑	14:	*10.9	↗	15:	*10.7	↗	16:	10.1	←	17:	10.5	↗	18:	10.5	↙	19:	*10.6	↗	20:	10.4	↑	Serie	100.0	Total	200.0
11:	10.3	←																																	
12:	*10.7	←																																	
13:	10.4	↑																																	
14:	*10.9	↗																																	
15:	*10.7	↗																																	
16:	10.1	←																																	
17:	10.5	↗																																	
18:	10.5	↙																																	
19:	*10.6	↗																																	
20:	10.4	↑																																	
Serie	100.0																																		
Total	200.0																																		



1: 9.8 ↗	6: 10.1 ↓	Serie	97.0
2: 10.2 →	7: 10.2 →		
3: 10.0 →	8: 9.6 ↗	Total	0.0
4: 10.5 ↓	9: 9.8 ↗		
5: 10.3 ↓	10: 10.4 ←		

11: *10.7 ↓	Serie	10.0
	Total	0.0



1: 10.4 ←	6: *10.6 →	Serie	98.0
2: 10.5 ↓	7: 10.5 ↙		
3: *10.6 ↓	8: *10.8 ↑	Total	98.0
4: 10.0 ↙	9: 9.9 ↙		
5: 10.2 ↙	10: 9.8 ↓		

11: 10.0 ↓	16: *10.5 ↗	Serie	98.0
12: 9.8 ↙	17: 10.2 ←		
13: 10.4 ↗	18: *10.8 ↙	Total	196.0
14: 9.9 ↗	19: 10.4 →		
15: *10.9 ↗	20: *10.7 ←		

<p>Prøve</p>	<table style="width:100%; border-collapse: collapse;"> <tr><td style="width:10%;">1:</td><td style="width:20%;">8.7</td><td style="width:10%; text-align: right;">↗</td></tr> <tr><td>2:</td><td>10.3</td><td style="text-align: right;">↖</td></tr> <tr><td>3:</td><td>*10.6</td><td style="text-align: right;">↘</td></tr> <tr><td>4:</td><td>10.2</td><td style="text-align: right;">→</td></tr> <tr><td>5:</td><td>9.9</td><td style="text-align: right;">←</td></tr> </table> <hr/> <table style="width:100%; border-collapse: collapse;"> <tr> <td style="width:10%;">Serie</td> <td style="width:20%;"></td> <td style="width:10%; text-align: right;">47.0</td> </tr> <tr> <td>Total</td> <td></td> <td style="text-align: right;">0.0</td> </tr> </table>	1:	8.7	↗	2:	10.3	↖	3:	*10.6	↘	4:	10.2	→	5:	9.9	←	Serie		47.0	Total		0.0
1:	8.7	↗																				
2:	10.3	↖																				
3:	*10.6	↘																				
4:	10.2	→																				
5:	9.9	←																				
Serie		47.0																				
Total		0.0																				

<p>20 Skud</p>	<table style="width:100%; border-collapse: collapse;"> <tr><td style="width:10%;">1:</td><td style="width:20%;">*10.6</td><td style="width:10%; text-align: right;">↖</td></tr> <tr><td>2:</td><td>10.1</td><td style="text-align: right;">↗</td></tr> <tr><td>3:</td><td>*10.7</td><td style="text-align: right;">↘</td></tr> <tr><td>4:</td><td>10.1</td><td style="text-align: right;">↘</td></tr> <tr><td>5:</td><td>10.2</td><td style="text-align: right;">↗</td></tr> <tr><td>6:</td><td>*10.7</td><td style="text-align: right;">↘</td></tr> <tr><td>7:</td><td>9.9</td><td style="text-align: right;">↘</td></tr> <tr><td>8:</td><td>*10.8</td><td style="text-align: right;">↗</td></tr> <tr><td>9:</td><td>9.7</td><td style="text-align: right;">↘</td></tr> <tr><td>10:</td><td>10.3</td><td style="text-align: right;">↖</td></tr> </table> <hr/> <table style="width:100%; border-collapse: collapse;"> <tr> <td style="width:10%;">Serie</td> <td style="width:20%;"></td> <td style="width:10%; text-align: right;">98.0</td> </tr> <tr> <td>Total</td> <td></td> <td style="text-align: right;">98.0</td> </tr> </table>	1:	*10.6	↖	2:	10.1	↗	3:	*10.7	↘	4:	10.1	↘	5:	10.2	↗	6:	*10.7	↘	7:	9.9	↘	8:	*10.8	↗	9:	9.7	↘	10:	10.3	↖	Serie		98.0	Total		98.0
1:	*10.6	↖																																			
2:	10.1	↗																																			
3:	*10.7	↘																																			
4:	10.1	↘																																			
5:	10.2	↗																																			
6:	*10.7	↘																																			
7:	9.9	↘																																			
8:	*10.8	↗																																			
9:	9.7	↘																																			
10:	10.3	↖																																			
Serie		98.0																																			
Total		98.0																																			

<p>20 Skud</p>	<table style="width:100%; border-collapse: collapse;"> <tr><td style="width:10%;">11:</td><td style="width:20%;">10.2</td><td style="width:10%; text-align: right;">→</td></tr> <tr><td>12:</td><td>10.3</td><td style="text-align: right;">↖</td></tr> <tr><td>13:</td><td>9.8</td><td style="text-align: right;">↖</td></tr> <tr><td>14:</td><td>*10.7</td><td style="text-align: right;">↗</td></tr> <tr><td>15:</td><td>10.0</td><td style="text-align: right;">↗</td></tr> <tr><td>16:</td><td>9.9</td><td style="text-align: right;">→</td></tr> <tr><td>17:</td><td>10.4</td><td style="text-align: right;">↗</td></tr> <tr><td>18:</td><td>9.5</td><td style="text-align: right;">→</td></tr> <tr><td>19:</td><td>10.3</td><td style="text-align: right;">↗</td></tr> <tr><td>20:</td><td>10.1</td><td style="text-align: right;">←</td></tr> </table> <hr/> <table style="width:100%; border-collapse: collapse;"> <tr> <td style="width:10%;">Serie</td> <td style="width:20%;"></td> <td style="width:10%; text-align: right;">97.0</td> </tr> <tr> <td>Total</td> <td></td> <td style="text-align: right;">195.0</td> </tr> </table>	11:	10.2	→	12:	10.3	↖	13:	9.8	↖	14:	*10.7	↗	15:	10.0	↗	16:	9.9	→	17:	10.4	↗	18:	9.5	→	19:	10.3	↗	20:	10.1	←	Serie		97.0	Total		195.0
11:	10.2	→																																			
12:	10.3	↖																																			
13:	9.8	↖																																			
14:	*10.7	↗																																			
15:	10.0	↗																																			
16:	9.9	→																																			
17:	10.4	↗																																			
18:	9.5	→																																			
19:	10.3	↗																																			
20:	10.1	←																																			
Serie		97.0																																			
Total		195.0																																			